

ANNUAL COMPREHENSIVE FINANCIAL REPORT



Clear Answers for Clean WaterSM

**FOR THE FISCAL YEAR ENDED
DECEMBER 31, 2024**

Western Lake Superior Sanitary District

Duluth, Minnesota

**ANNUAL COMPREHENSIVE
FINANCIAL REPORT**

**WESTERN LAKE SUPERIOR SANITARY DISTRICT
DULUTH, MINNESOTA
FOR THE FISCAL YEAR ENDED DECEMBER 31, 2024**

Prepared by Business Services Division

**WESTERN LAKE SUPERIOR SANITARY DISTRICT
DULUTH, MINNESOTA
ANNUAL COMPREHENSIVE FINANCIAL REPORT
YEAR ENDED DECEMBER 31, 2024**

TABLE OF CONTENTS

	<u>Page Number</u>
INTRODUCTORY SECTION	
Letter of Transmittal	1
Certificate of Achievement	4
Organization Structure	5
Board of Directors	6
Political Boundaries	7
FINANCIAL SECTION	
Independent Auditors' Report	8
Management's Discussion and Analysis	11
Basic Financial Statements	
Statement of Net Position	16
Statement of Revenues, Expenses, and Changes in Net Position	18
Statement of Cash Flows	20
Notes to the Financial Statements	22
Required Supplementary Information	
Schedule of WLSSD's Proportionate Share of the Net Pension Liability	57
Schedule of WLSSD Contributions	58
Schedule of Changes in WLSSD's OPEB Liability, Related Ratios, and Notes	59
Notes to the Required Supplementary Information	60
Supplementary Schedules	
Detailed Schedule of Revenue Compared to Budget	66
Detailed Schedule of Expenses	67
Compared to Budget – Departmental Level	
Schedule of Expenditures of Federal Awards	70
Notes to the Schedule of Expenditures of Federal Awards	71
STATISTICAL SECTION (Last Ten Fiscal Years) (Unaudited)	
Financial Trends	
Net Position by Component	74
Changes in Net Position	75
Operating Revenues by Source/User	76
Operating Expenses by Function/Object	77
Nonoperating Revenues and Expenses	78

**WESTERN LAKE SUPERIOR SANITARY DISTRICT
DULUTH, MINNESOTA
ANNUAL COMPREHENSIVE FINANCIAL REPORT
YEAR ENDED DECEMBER 31, 2024**

TABLE OF CONTENTS (CONTINUED)

	<u>Page Number</u>
STATISTICAL SECTION (Last Ten Fiscal Years) (Unaudited) – (Continued)	
Revenue Capacity	
Total Wastewater Treated by Billing Parameters	79
Wastewater Volume	80
Operations and Maintenance Unit Costs	81
Solid Waste Volume (MSW) and Tipping Fee	82
Solid Waste Volume (MSW)	83
Principal Revenue Payers	84
Debt Activity	
Ratio of Outstanding Debt by Type	85
Net Tax Capacity and Estimated Actual Value of Taxable Property	86
Net General Bonded Debt Ratios	87
Pledged Revenue Coverage	88
Demographic and Economic Information	
Demographic and Economic Statistics	89
Principal Employers	90
Operating Information	
Number of Employees by Identifiable Activity	91
Operating Indicators – Wastewater Operations	92
Capital Asset Statistics – Wastewater Operations	93



2626 Courtland Street
Duluth, MN 55806-1894
phone 218.722.3336
fax 218.727.7471
www.wlssd.com



Western Lake Superior Sanitary District

April 7, 2025

Board of Directors and Customers of the WLSSD
Western Lake Superior Sanitary District
2626 Courtland Street
Duluth, Minnesota 55806

The Annual Comprehensive Financial Report of the Western Lake Superior Sanitary District (WLSSD) for the fiscal year ended December 31, 2024 is hereby submitted. Responsibility for both the accuracy of the data, and the completeness and fairness of the presentation, including all disclosures, rests with WLSSD. To the best of our knowledge and belief, the enclosed data are accurate in all material respects and are reported in a manner designed to fairly present the financial position and results of operations of the enterprise fund. All disclosures necessary to enable the reader to gain an understanding of the financial activities of the WLSSD have been included. Please refer to the Management Discussion and Analysis section of this document for a more detailed discussion of WLSSD financial and planning highlights.

Services of WLSSD

WLSSD is located in northeastern Minnesota, and encompasses 513 square miles and includes the cities of Cloquet, Carlton, Scanlon, and Wrenshall, and townships of Silver Brook, Thomson, and Twin Lakes in Carlton County and the cities of Duluth, Hermantown, Proctor, and Rice Lake, and the townships of Canosia, Duluth, Grand Lake, Lakewood, Midway, and Solway in St. Louis County.

WLSSD was established in 1971 to improve and protect the waters of the lower St. Louis River basin. This was accomplished by providing wastewater treatment to the municipalities listed above, as well as to four large industrial customers. In 1974, the State Legislature also gave WLSSD the additional responsibility for solid waste management. The combination of both wastewater treatment and proper solid waste management resulted in the cleanup of the waters of the St. Louis River which remains one of the most significant events in the environmental history of this region.

The WLSSD continues to make significant capital investments in our wastewater collection and treatment systems and our solid waste services. Long-term strategic, asset management and capital planning have ensured that the WLSSD continues to meet all financial, environmental and operational requirements.

2024 Annual Comprehensive Financial Report

Local Economy

WLSSD serves a large geographic territory (513 square miles) with a relatively diverse service area and a population of approximately 140,777. The WLSSD serves a region with a diverse economy comprised of healthcare, forest products manufacturing, aviation and a large and robust higher education sector. The local economy was robust in 2024 with no customers taking any appreciable downtime. In addition, the Sofidel America Corp mill located in Duluth Minnesota began a significant project to expand the scope of their operations at the Duluth facility. In addition, WLSSD completed the installation of three engine generators allowing the facility to produce about 50% of the WLSSD plants' electrical needs through the conversion of biogas to electricity. This expands WLSSD's operation to include the production of renewal energy adding to the fiscal and environmental sustainability of WLSSD well into the future.

Long-term Financial Planning

As part of the Master Planning Process, WLSSD develops ten (10) year capital plans for both Wastewater and Solid Waste operations. This planning process integrates projected changes in demand with an engineering assessment of the major components of the facility. These capital projections are utilized in combination with loading projections and operating assumptions to develop a ten year projection for operating costs. These projections are used to make informed decisions on debt and loan financing to ensure adequate fund balances are maintained over both the short and long-terms.

Internal Controls

WLSSD management is responsible for designing, establishing and maintaining an internal control system that protects WLSSD assets from loss, theft or misuse and ensures that adequate accounting data is compiled to prepare the financial statements in accordance with generally accepted accounting principles. Internal control systems are designed to provide reasonable assurance that these objectives are met, while recognizing that the cost of a control should not exceed the benefits. The evaluation of costs and benefits requires management estimates and judgments. WLSSD's internal control system is continually monitored and evaluated by management as a good business practice.

Independent Audit

WLSSD's enabling legislation requires an annual audit of all books and accounts to be made by independent certified public accountants or by the State Auditor's office. This requirement has been complied with, and the certified public accountants' opinion accompanies this report.

The auditors will issue a management and compliance letter covering the review made as part of their examination of the District's system of internal control and compliance with applicable legal provisions. The management and compliance letter will not modify or affect in any way this report on the financial statements.

2024 Annual Comprehensive Financial Report

Awards

The Government Finance Officers Association (GFOA) awarded a Certificate of Achievement for Excellence in Financial Reporting to the WLSSD for its Annual Comprehensive Financial Report for the fiscal year ended December 31, 2023. This was the fortieth consecutive year that the WLSSD has received this prestigious award. In order to be awarded a Certificate of Achievement, WLSSD published an easily readable and efficiently organized Annual Comprehensive Financial Report. This report satisfied both generally accepted accounting principles and applicable legal requirements.

A Certificate of Achievement is valid for a period of one year only. We believe that our current Annual Comprehensive Financial Report continues to meet the Certificate of Achievement Program's requirements and we are submitting it to the GFOA to determine its eligibility for another certificate.

Acknowledgments

The accurate and timely preparation of this report could not have been accomplished without the efficiency and dedication of WLSSD's Business Services Division. We express our appreciation to all members of the division, and to the staff of the certified public accountants who reviewed and assisted in the preparation. We would also like to thank the WLSSD Board of Directors for their interest and support in planning and conducting the financial operations of the District in a responsible and progressive manner.

Respectfully submitted,



Marianne Bohren
Executive Director



Cathy Remington
Director of Finance



Government Finance Officers Association

Certificate of
Achievement
for Excellence
in Financial
Reporting

Presented to

**Western Lake Superior Sanitary District
Minnesota**

For its Annual Comprehensive
Financial Report
For the Fiscal Year Ended

December 31, 2023

Christopher P. Morill

Executive Director/CEO

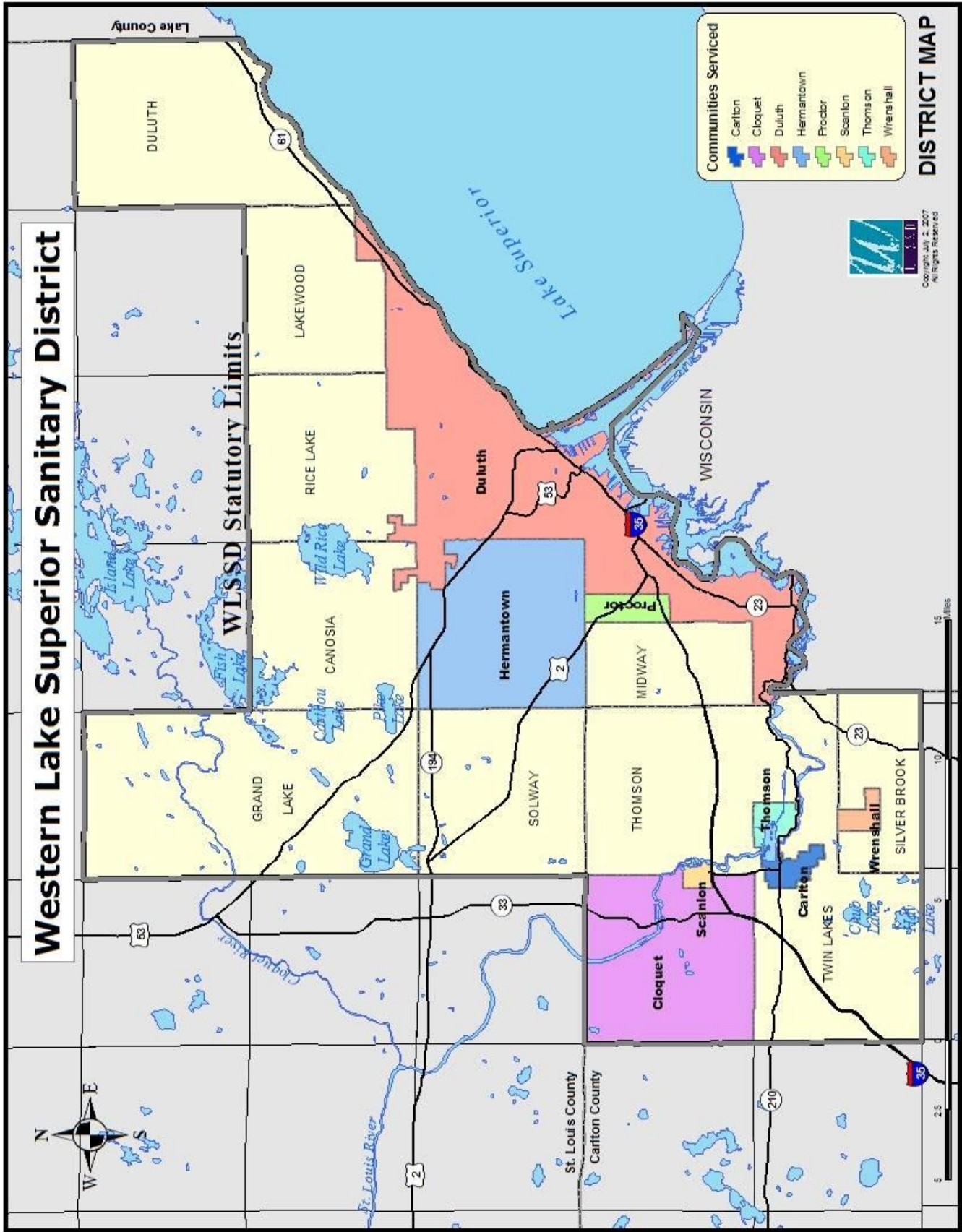
**WESTERN LAKE SUPERIOR SANITARY DISTRICT
DULUTH, MINNESOTA
BOARD OF DIRECTORS**

<u>Members</u>	<u>Length of Service</u>	<u>Appointment Date</u>	<u>Term Expires</u>
Paul Thomsen	12.5 Years	6/25/2012	7/1/2024*
James Aird	15.5 Years	4/30/2009	7/1/2025
Dave Manderfeld	20.5 Years	8/24/2004	7/1/2025
Julene Boe	11.5 Years	7/1/2013	7/1/2025
Loren Lilly	7.5 Years	4/18/2017	7/1/2026
Laura Ness	7.5 Years	7/17/2017	7/1/2026
Marcia Podratz	12.5 Years	4/23/2012	7/1/2026
Jack Ezell	2 Years	12/28/2022	7/1/2027
Rob Schilling	3.5 Years	7/1/2021	7/1/2027

<u>Executive Team</u>	<u>Position</u>	<u>Length of Service</u>
Marianne Bohren	Executive Director	20.5 Years
Carrie Clement	Assistant Director	24 Years
Chuck Kimball	Manager of Operations & Maintenance	6.5 Years
Brandon Kohlts	Manager of Planning & Technical Services	18 Years
Cathy Remington	Director of Finance	19 Years
Lacie Jurek	Director of Human Resources	2.75 Years
Jason Barsness	Director of Safety	4.75 Years
AJ Axtell	Director of Community Relations	18.5 Years

*Serving until reappointment is completed.

Western Lake Superior Sanitary District



DISTRICT MAP



Copyright July 2, 2007
All Rights Reserved

FINANCIAL SECTION



INDEPENDENT AUDITORS' REPORT

Board of Directors
Western Lake Superior Sanitary District
Duluth, Minnesota

Report on the Audit of the Financial Statements

Opinion

We have audited the accompanying financial statements of Western Lake Superior Sanitary District (WLSSD), as of and for the year ended December 31, 2024, and the related notes to the financial statements, which collectively comprise WLSSD's basic financial statements as listed in the table of contents.

In our opinion, the financial statements referred to above present fairly, in all material respects, the financial position of WLSSD as of December 31, 2024, and the changes in financial position, and its cash flows thereof for the year then ended in accordance with accounting principles generally accepted in the United States of America.

Basis for Opinion

We conducted our audit in accordance with auditing standards generally accepted in the United States of America (GAAS) and the standards applicable to financial audits contained in *Government Auditing Standards*, issued by the Comptroller General of the United States. Our responsibilities under those standards are further described in the Auditors' Responsibilities for the Audit of the Financial Statements section of our report. We are required to be independent of WLSSD and to meet our other ethical responsibilities, in accordance with the relevant ethical requirements relating to our audit. We believe that the audit evidence we have obtained is sufficient and appropriate to provide a basis for our audit opinion.

Responsibilities of Management for the Financial Statements

Management is responsible for the preparation and fair presentation of the financial statements in accordance with accounting principles generally accepted in the United States of America, and for the design, implementation, and maintenance of internal control relevant to the preparation and fair presentation of financial statements that are free from material misstatement, whether due to fraud or error.

In preparing the financial statements, management is required to evaluate whether there are conditions or events, considered in the aggregate, that raise substantial doubt about WLSSD's ability to continue as a going concern for twelve months beyond the financial statement date, including any currently known information that may raise substantial doubt shortly thereafter.

Auditors' Responsibilities for the Audit of the Financial Statements

Our objectives are to obtain reasonable assurance about whether the financial statements as a whole are free from material misstatement, whether due to fraud or error, and to issue an auditors' report that includes our opinion. Reasonable assurance is a high level of assurance but is not absolute assurance and therefore is not a guarantee that an audit conducted in accordance with GAAS and *Government Auditing Standards* will always detect a material misstatement when it exists. The risk of not detecting a material misstatement resulting from fraud is higher than for one resulting from error, as fraud may involve collusion, forgery, intentional omissions, misrepresentations, or the override of internal control. Misstatements are considered material if there is a substantial likelihood that, individually or in the aggregate, they would influence the judgment made by a reasonable user based on the financial statements.

In performing an audit in accordance with GAAS and *Government Auditing Standards*, we:

- Exercise professional judgment and maintain professional skepticism throughout the audit.
- Identify and assess the risks of material misstatement of the financial statements, whether due to fraud or error, and design and perform audit procedures responsive to those risks. Such procedures include examining, on a test basis, evidence regarding the amounts and disclosures in the financial statements.
- Obtain an understanding of internal control relevant to the audit in order to design audit procedures that are appropriate in the circumstances, but not for the purpose of expressing an opinion on the effectiveness of WLSSD's internal control. Accordingly, no such opinion is expressed.
- Evaluate the appropriateness of accounting policies used and the reasonableness of significant accounting estimates made by management, as well as evaluate the overall presentation of the financial statements.
- Conclude whether, in our judgment, there are conditions or events, considered in the aggregate, that raise substantial doubt about WLSSD's ability to continue as a going concern for a reasonable period of time.

We are required to communicate with those charged with governance regarding, among other matters, the planned scope and timing of the audit, significant audit findings, and certain internal control related matters that we identified during the audit.

Required Supplementary Information

Accounting principles generally accepted in the United States of America require that the management's discussion and analysis, schedule of WLSSD's proportionate share of the net pension liability, schedule of WLSSD's contributions, and schedule of changes in WLSSD's OPEB liability, related ratios, and notes be presented to supplement the basic financial statements. Such information is the responsibility of management and, although not a part of the basic financial statements, is required by the Governmental Accounting Standards Board who considers it to be an essential part of financial reporting for placing the basic financial statements in an appropriate operational, economic, or historical context. We have applied certain limited procedures to the required supplementary information in accordance with auditing standards generally accepted in the United States of America, which consisted of inquiries of management about the methods of preparing the information and comparing the information for consistency with management's responses to our inquiries, the basic financial statements, and other knowledge we obtained during our audit of the basic financial statements. We do not express an opinion or provide any assurance on the information because the limited procedures do not provide us with sufficient evidence to express an opinion or provide any assurance.

Supplementary Information

Our audit was conducted for the purpose of forming opinions on the financial statements that collectively comprise the WLSSD’s basic financial statements. The detailed schedule of revenue compared to budget, detailed schedule of expenses compared to budget – department level, and schedule of expenditures of federal awards, as required by Title 2 U.S. *Code of Federal Regulations* Part 200, *Uniform Administrative Requirements, Cost Principles, and Audit Requirements for Federal Awards* are presented for purposes of additional analysis and are not a required part of the basic financial statements. Such information is the responsibility of management and was derived from and relates directly to the underlying accounting and other records used to prepare the basic financial statements. The information has been subjected to the auditing procedures applied in the audit of the basic financial statements and certain additional procedures, including comparing and reconciling such information directly to the underlying accounting and other records used to prepare the basic financial statements or to the basic financial statements themselves, and other additional procedures in accordance with GAAS. In our opinion, the detailed schedule of revenue compared to budget, detailed schedule of expenses compared to budget – department level, and schedule of expenditures of federal awards is fairly stated, in all material respects, in relation to the basic financial statements as a whole.

Other Information

Management is responsible for the other information included in the annual report. The other information comprises the Introductory Section and Statistical Section but does not include the basic financial statements and our auditors’ report thereon. Our opinion on the basic financial statements does not cover the other information, and we do not express an opinion or any form of assurance thereon.

In connection with our audit of the basic financial statements, our responsibility is to read the other information and consider whether a material inconsistency exists between the other information and the basic financial statements, or the other information otherwise appears to be materially misstated. If, based on the work performed, we conclude that an uncorrected material misstatement of the other information exists, we are required to describe it in our report.

Other Reporting Required by Government Auditing Standards

In accordance with *Government Auditing Standards*, we have also issued our report dated April 7, 2025, on our consideration of WLSSD’s internal control over financial reporting and on our tests of its compliance with certain provisions of laws, regulations, contracts, and grant agreements and other matters. The purpose of that report is solely to describe the scope of our testing of internal control over financial reporting and compliance and the results of that testing, and not to provide an opinion on the effectiveness of the WLSSD’s internal control over financial reporting or on compliance. That report is an integral part of an audit performed in accordance with *Government Auditing Standards* in considering WLSSD’s internal control over financial reporting and compliance.



CliftonLarsonAllen LLP

Brainerd, Minnesota
April 7, 2025

**WESTERN LAKE SUPERIOR SANITARY DISTRICT
DULUTH, MINNESOTA
MANAGEMENT'S DISCUSSION AND ANALYSIS
(UNAUDITED)**

This section presents management's analysis of the Western Lake Superior Sanitary District's (WLSSD) financial condition and activities for the fiscal year ending December 31, 2024. Please read this information in conjunction with the financial statements, which follow this section.

FINANCIAL HIGHLIGHTS

- Operating revenues decreased by \$56,213 or 0.13% lower than 2023. Total budgeted wastewater charges for 2024 increased by 5.34% over 2023. Overall, actual wastewater charges in 2024 were \$22,094 lower than 2023 primarily due to decreased flows and loadings. Solid waste user charges and service fees were \$8,757 lower than 2023 primarily due to decreased user charges.
- Operating expenses before depreciation and amortization were \$833,045 higher than 2023. Operating expenses for payroll and benefits were higher in 2024 by \$522,824 due to staffing levels and medical insurance cost increases; utilities were higher in 2024 by \$342,739 due to electrical rate adjustments, solid waste disposal costs were higher in 2024 by \$90,805 due to increased operational, transport and disposal costs, and chemical costs were higher in 2024 by \$6,262 due to increased unit costs and usage.
- WLSSD continued to fund a significant portion of capital projects from current revenues. Wastewater capital projects funded from current revenue were \$3.5 million in 2024.

OVERVIEW OF THE FINANCIAL STATEMENTS

Management's Discussion and Analysis (MD&A) serves as an introduction to the basic financial statements. The MD&A represents management's examination and analysis of WLSSD's financial condition and performance. The MD&A is required to accompany the basic financial statements and notes to the financial statements and, therefore, is included as required supplementary information.

REQUIRED FINANCIAL STATEMENTS

The financial statements of WLSSD are presented as an enterprise fund using the accrual basis of accounting that is similar to the accounting used by private sector companies. The Statement of Net Position includes all of WLSSD's assets, deferred outflows of resources, liabilities, and deferred inflows of resources and provides information about the nature and amounts of investments in resources (assets) and the obligation to creditors (liabilities). It also provides the basis for evaluating the capital structure and assessing the liquidity of WLSSD.

**WESTERN LAKE SUPERIOR SANITARY DISTRICT
DULUTH, MINNESOTA
MANAGEMENT'S DISCUSSION AND ANALYSIS
(UNAUDITED)**

REQUIRED FINANCIAL STATEMENTS (CONTINUED)

All of the current year's revenues and expenses are accounted for in the Statement of Revenues, Expenses, and Changes in Net Position. This statement measures the performance of the operations over the past year and can be used to determine whether WLSSD has recovered all of its costs through its user fees and other charges.

The Statement of Cash Flows reports cash receipts, cash payments, and net changes in cash resulting from operations, investments, and financing activities and provides answers to such questions as where did the cash come from, what was cash used for, and what was the change in the cash balance during the reporting period.

NET POSITION

To begin our analysis, a summary of WLSSD's Statement of Net Position is presented in Table A-1.

**Table A-1
Condensed Statement of Net Position
(000's)**

	<u>2024</u>	<u>2023</u>	2023 to 2024 Increase (Decrease)
Current and Other Assets	\$ 65,217	\$ 66,777	\$ (1,560)
Capital Assets	133,479	124,986	8,493
Total Assets	<u>198,696</u>	<u>191,763</u>	<u>6,933</u>
Deferred Outflows of Resources	990	1,629	(639)
Current Liabilities	12,026	12,404	(378)
Long-Term Debt	64,283	64,569	(286)
Total Liabilities	<u>76,309</u>	<u>76,973</u>	<u>(664)</u>
Deferred Inflows of Resources	2,868	2,167	701
Net Investment in			
Capital Assets	65,232	57,962	7,270
- Restricted	34,709	31,312	3,397
- Unrestricted	<u>20,568</u>	<u>24,978</u>	<u>(4,410)</u>
Total Net Position	<u>\$ 120,509</u>	<u>\$ 114,252</u>	<u>\$ 6,257</u>

**WESTERN LAKE SUPERIOR SANITARY DISTRICT
DULUTH, MINNESOTA
MANAGEMENT'S DISCUSSION AND ANALYSIS
(UNAUDITED)**

REQUIRED FINANCIAL STATEMENTS (CONTINUED)

NET POSITION (CONTINUED)

As noted in the table above, total Net Position increased by \$6.26 million in 2024. The increase resulted from total assets increasing by \$6.93 million, GASB 68 Deferred Outflows decreasing by \$0.64 million, total liabilities decreasing by \$0.66 million, and GASB 68 Deferred Inflows increasing by \$0.70 million. In 2024, current and other assets decreased by \$1.56 million primarily due an increase in cash of \$4.12 million, an increase in assets restricted for debt service of \$0.60 million, and an increase in assets restricted for wastewater infrastructure fund capital replacement of \$1.42 million offset by a decrease in investments of \$8.72 million, a decrease in accrued interest receivable of \$0.35 million and a decrease in other government receivables of \$0.14 million. In 2024, net capital assets increased by \$8.49 million primarily due to capital projects related to wastewater plant project improvements, interceptor improvements, and pump station improvements offset by reduced depreciation expense.

Current liabilities decreased in 2024 by \$0.38 million primarily due to a decrease in Construction Contracts Payable of \$1.02 million, and a decrease in accounts payable of \$0.22 million offset by an increase in salaries and wages payable of \$0.07 million, an increase in current portion of long term debt of \$0.60 million and an increase in current subscription-based information technology liabilities of \$0.16 million. The decrease in long-term liabilities of 2024 of \$0.29 million is primarily due to a decrease in net pension liability of \$1.92 million and a decrease in long-term subscription-based information technology liabilities of \$0.38 million offset by an increase in long-term debt borrowings of \$1.95 million.

**Table A-2
Condensed Statement of Revenues, Expenses, and Changes in Net Position
(000's)**

			2023 to 2024 Dollar Change Increase (Decrease)
	2024	2023	
Operating Revenues			
Wastewater User Charges	\$ 29,656	\$ 29,634	\$ 22
Solid Waste Fees	10,266	10,275	(9)
District-Wide Allocation	368	355	13
Capacity Availability Fee	556	616	(60)
Other Operating Revenues	1,291	1,312	(21)
Nonoperating Revenues:			
Earnings on Investments	2,755	2,304	451
Intergovernmental Grants	420	363	57
Other Nonoperating Revenue	84	(11)	95
Property Taxes	1,153	1,146	7
Total Revenues	<u>46,549</u>	<u>45,994</u>	<u>555</u>
Operating Expenses	32,283	31,450	833
Depreciation Expenses	9,171	9,486	(315)
Non-Operating Expenses	985	208	777
Total Expenses	<u>42,439</u>	<u>41,144</u>	<u>1,295</u>
Income (Loss) Before Capital Contributions	4,110	4,850	(740)
Capital Contributions	<u>2,147</u>	<u>4,523</u>	<u>(2,376)</u>
Changes in Net Position	6,257	9,373	(3,116)
Beginning Net Position	<u>114,252</u>	<u>104,879</u>	<u>9,373</u>
Ending Net Position	<u>\$ 120,509</u>	<u>\$ 114,252</u>	<u>\$ 6,257</u>

**WESTERN LAKE SUPERIOR SANITARY DISTRICT
DULUTH, MINNESOTA
MANAGEMENT'S DISCUSSION AND ANALYSIS
(UNAUDITED)**

REQUIRED FINANCIAL STATEMENTS (CONTINUED)

NET POSITION (CONTINUED)

While the Statement of Net Position shows the change in financial position, the Statement of Revenues, Expenses and Changes in Net Position provides answers as to the nature and source of these changes. As can be seen in Table A-2 above, there was a decrease in income or loss before capital contributions of \$0.74 million in 2024. Operating revenues decreased by \$0.06 million in 2024 primarily due to wastewater user charges due to rates and volumes and solid waste fees primarily due to rates and volumes. Non-operating revenues for 2024 increased by \$0.61 million primarily due increased earnings on investments.

Total operating expenses increased by \$0.52 million in 2024 primarily due to an increase in payroll and benefit expense of \$0.52 million, and an increase in utility expenses of \$0.34 million, offset by a decrease in depreciation and amortization expense of \$0.32 million.

CAPITAL ASSETS

At the end of 2024, WLSSD had invested \$424.83 million in capital assets as shown in Table A-3. Net capital assets increased by \$17.56 million primarily due to improvements to the wastewater plant and other wastewater improvements.

**Table A-3
Capital Assets
(000's)**

	2024	2023	2023 to 2024 Dollar Change Increase (Decrease)
Land & Easements	\$ 812	\$ 812	\$ -
Construction in Progress	59,769	42,253	17,516
Right-to-Use Assets	172	219	(47)
Subscription-Based Information			
Technology Arrangements	2,602	2,462	140
Improvements	254,603	254,603	-
Buildings & Structures	74,673	74,673	-
Furniture & Equipment	28,603	28,603	-
Motor Vehicle	3,598	3,644	(46)
Total	424,832	407,269	17,563
Less: Accumulated			
Depreciation/Amortization	291,353	282,282	9,071
Net Capital Assets	\$ 133,479	\$ 124,987	\$ 8,492

More detailed information about WLSSD's capital assets is presented in Note 3.A.3 to the financial statements.

**WESTERN LAKE SUPERIOR SANITARY DISTRICT
DULUTH, MINNESOTA
MANAGEMENT’S DISCUSSION AND ANALYSIS
(UNAUDITED)**

DEBT ADMINISTRATION

WLSSD is required to maintain, in a sinking fund at year-end, cash and investments to meet the debt service payments for the following year. Wastewater debt service charges are recovered entirely through user charges. It is the goal of management to maintain a minimum of 120% of the following year’s debt service in the fund at year-end. Such a goal has been incorporated into all future long-term capital planning.

General obligation indebtedness at year-end 2024 was \$64.44 million. This amount is from general obligation notes from the State of Minnesota revolving loan fund. Additional general obligation revenue notes were issued in the amount of \$10.01 million to fund wastewater infrastructure. More detailed information about WLSSD’s long-term debt activity is presented in Notes 3.B. 2-4.

ECONOMIC FACTORS

Table A-4 shows the wastewater rate history for each of the four billing parameters: flow, peak flow, BOD, and suspended solids for the period 2020 through 2024. For the five-year period presented the cost of flow increased by 15.77%, the cost of peak flow decreased by 24.30%, the cost of BOD increased by 28.13% and the cost of suspended solids decreased by 4.23%. The typical domestic strength (domestic equivalent) cost per 1000 gallons increased by 7.37% over this period. Domestic strength wastewater assumptions are 200 MG/L for BOD and 200 MG/L for suspended solids.

**Table A-4
Wastewater Rate History**

<u>Fiscal Year</u>	<u>Flow (per 1000 gal)</u>	<u>Peak Flow (per 1000 gal)</u>	<u>BOD (per lb)</u>	<u>Suspended Solids (per lb)</u>	<u>Domestic Equivalent Cost/1000 gallons</u>
2020	0.6232	0.0251	0.1987	0.2884	1.95
2021	0.6968	0.0317	0.2155	0.2903	2.02
2022	0.7296	0.0226	0.1991	0.2673	1.99
2023	0.7038	0.0225	0.2206	0.2769	2.01
2024	0.7215	0.0190	0.2546	0.2762	2.09

FINANCIAL CONTACT

This financial report is designed to provide our customers and creditors with a general overview of WLSSD’s finances and to demonstrate WLSSD’s accountability. If you have questions about this report or need additional financial information, contact the Western Lake Superior Sanitary District, 2626 Courtland Street, Duluth, Minnesota 55806-1894.

BASIC FINANCIAL STATEMENTS

**WESTERN LAKE SUPERIOR SANITARY DISTRICT
DULUTH, MINNESOTA
STATEMENT OF NET POSITION
DECEMBER 31, 2024**

	2024
<u>Assets and Deferred Outflows of Resources</u>	
Current Assets:	
Cash and Cash Equivalents	\$ 7,172,732
Investments	15,033,924
Accounts Receivable	2,235,115
Accrued Interest Receivable	418,729
Due from Other Governments	1,634,883
Supplies	3,145,492
Prepaid Expense	517,757
Assets Restricted for Memorial Fund	
Investments	1,940
Assets Restricted for Wastewater Infrastructure Fund	
Capital Replacement	
Investments	7,509,250
Assets Restricted for General Obligation Debt Service	
Investments	7,495,387
Total Current Assets	45,165,209
Noncurrent Assets:	
Assets Restricted for General Obligation Debt Service	
Investments	20,051,375
Total Noncurrent Assets, Other than Capital Assets	20,051,375
Capital Assets	424,832,422
Less: Allowance for Depreciation/Amortization	(291,353,311)
Total Capital Assets	
Net of Accumulated Depreciation/Amortization	133,479,111
Total Noncurrent Assets	153,530,486
Total Assets	198,695,695
Deferred Outflows of Resources:	
Pension Related	968,635
Other Postemployment Benefits Related	21,172
Total Deferred Outflows of Resources	989,807
Total Assets and Deferred Outflows of Resources	199,685,502

The notes to the financial statements are an integral part of this statement.

**WESTERN LAKE SUPERIOR SANITARY DISTRICT
DULUTH, MINNESOTA
STATEMENT OF NET POSITION (CONTINUED)
DECEMBER 31, 2024**

	2024
<u>Liabilities and Deferred Inflows of Resources</u>	
Current Liabilities:	
Accounts Payable	\$ 1,437,794
Salaries and Wages Payable	492,000
Payroll Deductions Payable	14,190
Due to Other Governments	264,663
Employee Benefits Payable	10,658
Construction Contracts Payable	1,773,282
Other Postemployment Benefits Obligation - Current	20,115
Lease Liability	32,514
Subscription-Based Information Technology Liability	485,625
Current Liabilities Payable from Restricted Assets:	
Debt Service	
Accrued Interest Payable	349,369
Notes from Direct Borrowings	7,146,018
Total Current Liabilities	12,026,228
Noncurrent Liabilities:	
Notes from Direct Borrowings	57,291,882
Lease Liability	46,116
Subscription-Based Information Technology Liability	1,472,034
Compensated Absences	1,117,875
Net Pension Liability	4,083,571
Other Postemployment Benefits Obligation	270,222
Total Noncurrent Liabilities	64,281,700
Total Liabilities	76,307,928
Deferred Inflows of Resources:	
Pension Related	2,831,485
Other Postemployment Benefits Related	36,902
	2,868,387
Total Liabilities and Deferred Inflows of Resources	79,176,315
<u>Net Position</u>	
Net Investment in Capital Assets	65,231,640
Restricted:	
Memorial Fund	1,940
Wastewater Infrastructure Fund Capital Replacement	7,509,250
General Obligation Debt Service	27,197,393
Unrestricted	20,568,964
Total Net Position	\$ 120,509,187

The notes to the financial statements are an integral part of this statement.

**WESTERN LAKE SUPERIOR SANITARY DISTRICT
DULUTH, MINNESOTA
STATEMENT OF REVENUES, EXPENSES, AND
CHANGES IN NET POSITION
YEAR ENDED DECEMBER 31, 2024**

	2024
Operating Revenue:	
User Charges - Municipalities	\$ 12,769,425
User Charges - Industries	16,886,609
User Charges - Solid Waste	7,386,670
Service Fee - Solid Waste	2,879,594
District-wide Allocation	368,000
Capacity Availability Charges	555,510
Other Income	1,290,598
Total Operating Revenue	42,136,406
Operating Expenses:	
Salaries, Wages, and Compensation	9,827,468
Employee Benefits	3,744,128
Other Postemployment Benefits	12,235
Professional Services	187,865
Safety and Training	202,779
Public Information and Other Special Services	151,726
Easements and Rents	46,403
Travel	34,542
Repairs and Maintenance	906,862
Solid Waste Disposal	6,862,285
Insurance	273,899
Outside Services	294,180
Contracted Services	1,817,501
Supplies	517,449
Utilities	4,537,892
Office Expenses	37,057
Chemicals	2,237,508
Dues, Publications, and Permits	97,962
Grants to Other Governmental Units	243,101
Miscellaneous	158,141
Depreciation/Amortization	9,170,678
Other Expense	80,812
Land Use	11,406
Total Operating Expenses	41,453,879
Operating Income (Loss)	682,527

The notes to the financial statements are an integral part of this statement.

**WESTERN LAKE SUPERIOR SANITARY DISTRICT
DULUTH, MINNESOTA
STATEMENT OF REVENUES, EXPENSES, AND
CHANGES IN NET POSITION (CONTINUED)
YEAR ENDED DECEMBER 31, 2024**

	2024
Nonoperating Revenue (Expenses):	
Earnings on Investments	\$ 2,755,285
Gain on Asset Disposition	84,147
Intergovernmental Grants	419,739
Special Assessments	1,152,427
Interest Expense	(984,515)
Total Nonoperating Revenue (Expenses)	3,427,083
Income (Loss) Before Contributions	4,109,610
Capital Contributions:	
State	2,146,861
Changes in Net Position	6,256,471
Net Position - Beginning of Year	114,252,716
Net Position - End of Year	\$ 120,509,187

The notes to the financial statements are an integral part of this statement.

**WESTERN LAKE SUPERIOR SANITARY DISTRICT
DULUTH, MINNESOTA
STATEMENT OF CASH FLOWS
YEAR ENDED DECEMBER 31, 2024**

	2024
Cash Flows from Operating Activities	
Cash Received from Customers	\$ 41,058,487
Cash Paid to Suppliers	(18,991,423)
Cash Paid to Employees	(14,000,102)
Other Operating Revenues	1,290,598
Net Cash Provided by Operating Activities	9,357,560
Cash Flows from Noncapital Financing Activities	
State and Federal Operating Grants	376,115
Special Assessments	1,152,927
Net Cash Provided by Noncapital Financing Activities	1,529,042
Cash Flows from Capital and Related Financing Activities	
Financing Activities	
Proceeds from Sale of Capital Assets	84,147
Proceeds from Note Issues	10,014,925
Proceeds from Subscription-Based Information Technology Liability	146,189
Proceeds from Capital Contributions	2,146,861
Interest Paid on Notes, Lease Liability, and Subscription IT Liability	(2,355,631)
Principal Paid on Lease Liability	(43,795)
Principal Paid on Subscription-Based Information Technology Liability	(360,178)
Principal Paid on Public Facilities Authority General Obligation Note	(7,518,000)
Acquisition or Construction of Capital Assets	(18,679,976)
Net Cash Used by Capital and Related Financing Activities	(16,565,458)
Cash Flows from Investing Activities	
Sale of Investments	56,786,300
Interest on Investments	3,105,879
Purchase of Investments	(50,091,876)
Net Cash Provided by Investing Activities	9,800,303
Net Increase in Cash and Cash Equivalents	4,121,447
Cash and Cash Equivalents - Beginning of Year	3,051,285
Cash and Cash Equivalents - End of Year	\$ 7,172,732

The notes to the financial statements are an integral part of this statement.

**WESTERN LAKE SUPERIOR SANITARY DISTRICT
DULUTH, MINNESOTA
STATEMENT OF CASH FLOWS (CONTINUED)
YEAR ENDED DECEMBER 31, 2024**

	2024
Reconciliation of Operating Income to Net Cash Provided by (Used in) Operating Activities	
Net Operating Income (Loss)	\$ 682,527
Adjustments to Reconcile Net Operating Income to Net Cash Provided by Operating Activities	
Depreciation/Amortization	9,170,678
Pension Adjustment	(1,916,525)
Other Postemployment Benefits Adjustment	12,235
Deferred Outflows - Pension	637,782
Deferred Outflows - Other Postemployment Benefits	1,156
Deferred Inflows - Pension	721,022
Deferred Inflows - Other Postemployment Benefits	(19,621)
Change in Assets and Liabilities	
Decrease (Increase) in Receivables	178,946
Decrease (Increase) in Supplies	(52,626)
Decrease (Increase) in Prepaids	(19,458)
Increase (Decrease) in Payables	(38,556)
	\$ 9,357,560
Net Cash Provided by Operating Activities	

Noncash Investing, Capital, and Financing Activities

In 2024, WLSSD acquired capital assets of \$1,773,282 which had not been paid for at year-end. The unpaid amount is shown as contracts payable.

In 2024, WLSSD acquired subscription-based information technology arrangement assets of \$146,189 financed by subscription-based information technology liabilities.

**WESTERN LAKE SUPERIOR SANITARY DISTRICT
DULUTH, MINNESOTA
NOTES TO THE FINANCIAL STATEMENTS
DECEMBER 31, 2024**

1. Summary of Significant Accounting Policies

The accounting policies of the Western Lake Superior Sanitary District (WLSSD) conform to generally accepted accounting principles (GAAP) for the year ended December 31, 2024. The Governmental Accounting Standards Board (GASB) is responsible for establishing GAAP for state and local governments through its pronouncements (statements and interpretations). This financial report has been prepared in conformity with Governmental Accounting Standards Board Statements.

A. Financial Reporting Entity

WLSSD was formed pursuant to 1971 Minnesota Laws, chapter 478, as amended. WLSSD was created for the purpose of protection of the public health, safety, and welfare of the area, for the preservation and best use of waters, land and other natural resources, for the prevention, control and abatement of water pollution and disposal of solid waste, and for the efficient and economic collection, treatment and disposal of sewage and solid waste. WLSSD is governed by a nine-member board which consists of one member appointed by Carlton County, three members appointed by the City of Cloquet, four members appointed by the City of Duluth and one member appointed by St. Louis County. The Board is organized with a chair and vice-chair elected in July of each year.

As required by generally accepted accounting principles, these financial statements present WLSSD (primary government) and its component units for which WLSSD is financially accountable. There is financial accountability if the Primary Government appoints a voting majority of an organization's governing body and has the ability to impose its will on that governing body; or there is the potential for the organization to provide specific financial benefits or to impose specific financial burden on the Primary Government. Based on the criteria for determining component units, WLSSD is not required to include any component units.

B. Basis of Presentation - Fund Accounting

The accounts of WLSSD are presented as an enterprise fund. Enterprise fund is used to account for operations that are financed and operated in a manner similar to private business enterprises - where the intent of the governing body is that the costs (expenses, including depreciation) of providing goods or services to the general public on a continuing basis be financed or recovered primarily through user charges.

C. Basis of Accounting

Accounting records are maintained on the accrual basis, under which revenues are recorded when earned, and expenses, including vacation leave, are recorded when incurred.

When both restricted and unrestricted resources are available for use, it is WLSSD's policy to use restricted resources first, then unrestricted resources as needed.

**WESTERN LAKE SUPERIOR SANITARY DISTRICT
DULUTH, MINNESOTA
NOTES TO THE FINANCIAL STATEMENTS
DECEMBER 31, 2024**

1. Summary of Significant Accounting Policies (Continued)

D. Assets, Liabilities, and Net Position

1. Assets

Cash and Cash Equivalents

For purposes of the statement of cash flows, WLSSD has defined cash and cash equivalents as deposits in checking and savings accounts and petty cash. All other investments are not considered to be cash equivalents.

WLSSD has elected to value all money market and participating interest-earning investment contracts that mature within one year of acquisition at amortized cost. All of WLSSD's holdings in commercial paper, bankers' acceptances, negotiable certificates of deposit, and government agency securities qualify for amortized cost reporting. WLSSD's investments in money market mutual funds are valued at the current share price. The carrying value of the investments which are valued at amortized cost does not differ materially from the fair value of those investments.

Supplies

The supplies consist of chemicals, fuels, and expendable supplies held for consumption. The chemicals and fuels were counted at year-end and were valued at cost using the first-in, first-out method. A perpetual system is maintained for the supplies, which is valued using the moving weighted-average cost method.

Restricted Assets

Certain funds of WLSSD are classified as restricted assets on the statement of net position because the restriction is either imposed by law through constitutional provisions or enabling legislation or imposed externally by creditors, grantors, contributors, or laws or regulations of other governments. Therefore, their use is limited by applicable laws and regulations.

Restricted assets consist of monies specified for payment of memorial fund scholarships, wastewater infrastructure capital replacement, and bond and note principal and interest. These assets are offset by restricted net position.

**WESTERN LAKE SUPERIOR SANITARY DISTRICT
DULUTH, MINNESOTA
NOTES TO THE FINANCIAL STATEMENTS
DECEMBER 31, 2024**

1. Summary of Significant Accounting Policies (Continued)

D. Assets, Liabilities, and Net Position (Continued)

1. Assets (Continued)

Capital Assets

Capital assets are defined by WLSSD as assets with an initial, individual cost of more than \$10,000 and an estimated useful life in excess of one year. Such assets are recorded at historical cost or estimated historical cost if purchased or constructed. Donated capital assets are recorded at estimated acquisition value at the date of donation. The costs of normal maintenance and repairs that do not add to the value of the asset or materially extend asset's lives are not capitalized.

Depreciation and amortization of capital assets is determined using the straight-line method. The estimated useful lives of the assets are:

<u>Classification</u>	<u>Range</u>
Buildings and Structures	30 Years
Improvements Other Than Buildings	10-20 Years
Furniture and Equipment:	
Furniture	10 Years
Equipment	5-15 Years
Motor Vehicles	5 Years
Right-to-Use Assets	5-15 Years

Right-to-use lease assets are initially measured at the present value of payments expected to be made during the lease term, adjusted for lease payments made at or before the lease commencement date, plus certain initial direct costs.

Subsequently, the lease asset is amortized in a systematic and rational manner over the shorter of the lease term or the useful life of the underlying asset.

Subscription-Based Information Technology Agreements (SBITA) assets are initially measured as the sum of the present value of payments expected to be made during the subscription term, payments associated with the SBITA contract made to the SBITA vendor at the commencement of the subscription term, when applicable, and capitalizable implementation costs, less any SBITA vendor incentives received from the SBITA vendor at the commencement of the SBITA term. SBITA assets are amortized in a systematic and rational manner over the shorter of the subscription term or the useful life of the underlying IT assets.

**WESTERN LAKE SUPERIOR SANITARY DISTRICT
DULUTH, MINNESOTA
NOTES TO THE FINANCIAL STATEMENTS
DECEMBER 31, 2024**

1. Summary of Significant Accounting Policies (Continued)

D. Assets, Liabilities, and Net Position (Continued)

2. Liabilities

Compensated Absences

Employees are granted from ten to thirty days of vacation per year depending on their years of service and union bargaining unit. Varying amounts of vacation, depending on length of service, may be accumulated, and carried over to the succeeding year. Unused vacation for salary personnel who retire is placed into an HSA account upon their termination. Bargaining unit employees and salary personnel that quit receive their earned vacation paid out upon termination. Vacation leave is expensed when earned.

Other Post-Employment Benefits

WLSSD's supervisory/confidential employees participate in a post-retirement health savings plan administered by the Minnesota State Retirement System. At retirement, the value of supervisory/confidential employee's vacation balance is transferred to the post-retirement health savings plan to be used to cover post-retirement medical expenses. The amounts are contributed tax-free and there are no taxes paid when the amounts are withdrawn from the employees account.

Pensions

For purposes of measuring the net pension liability, deferred outflows/inflows of resources, and pension expense, information about the fiduciary net position of the Public Employees Retirement Association (PERA) and additions to/deductions from PERA's fiduciary net position have been determined on the same basis as they are reported by PERA. For this purpose, plan contributions are recognized as of employer payroll paid dates and benefit payments, and refunds are recognized when due and payable in accordance with the benefit terms. Investments are reported at fair value.

3. Net Position

WLSSD's net position is reported in three parts: (1) net investment in capital assets; (2) restricted net position; and (3) unrestricted net position.

When an expense is incurred for purposes which both restricted and unrestricted net position is available, it is WLSSD's policy to use restricted first, then unrestricted net position.

**WESTERN LAKE SUPERIOR SANITARY DISTRICT
DULUTH, MINNESOTA
NOTES TO THE FINANCIAL STATEMENTS
DECEMBER 31, 2024**

1. Summary of Significant Accounting Policies (Continued)

D. Assets, Liabilities, and Net Position (Continued)

3. Net Position (Continued)

It is WLSSD's policy to maintain minimum unrestricted net position targets for solid waste and wastewater functions. In the solid waste function, the operations fund should maintain unrestricted net position of at least 25% of the next year's annual operating expenses, or \$1,657,143. In addition, the solid waste function should maintain a balance of \$550,000 in the capital fund and \$150,000 in the transfer station capital fund. In the wastewater function, the operations fund should maintain unrestricted net position of at least 25% of the next year's annual operating expenses, or \$5,389,702. The wastewater function should maintain a balance of \$1,000,000 in the capital fund plus the highest annual WIF set aside of \$1,420,827, for a total at December 31, 2024 of \$2,420,827.

E. Revenues

Operating revenues, such as user charges, result from exchange transactions associated with the principal activity of the fund. Exchange transactions are those in which each party receives and gives up essentially equal values. Nonoperating revenues, such as operating grants and earnings on investments, result from non-exchange transactions or incidental activities.

WLSSD's operating and maintenance costs are allocated to the municipalities and industries using WLSSD's sewage treatment system through a user service charge. The allocation is based on the "Cost Apportionment Policy" adopted by the Board of Directors.

The general planning, regulation, and technical assistance provided by WLSSD are funded by a district-wide allocation. These costs are allocated against all governmental units within WLSSD based on their assessed valuation.

Solid waste users are charged tipping fees based on the volume of refuse disposed and a hauler collected solid waste management fee based on the customer container sizes. The fees are approved by the Board. A line item fee is levied on residential parcels to cover use of the solid waste facilities such as the household hazardous waste facility and material recovery center. The amount to be charged against real estate per parcel is set by the Board and certified to St. Louis County and Carlton County for collection in the following year. In Minnesota, counties act as collection agents for all property taxes. The counties are required to distribute collections to WLSSD three times each year.

**WESTERN LAKE SUPERIOR SANITARY DISTRICT
DULUTH, MINNESOTA
NOTES TO THE FINANCIAL STATEMENTS
DECEMBER 31, 2024**

1. Summary of Significant Accounting Policies (Continued)

E. Revenues (Continued)

The property tax calendar is as follows:

Adopt final levy and certify to Counties	October 15
Lien date	January 1
Receive first installment from Counties prior year's balance of tax collections	January 26
First half property taxes due	May 15
Receive second installment from County first half tax collections	July 6
Second half property taxes due	October 15
Receive third installment from County second half tax collections	December 4

Capital contributions consist of federal and state capital grants for the construction of pump stations and other wastewater treatment system improvements.

F. Expenses

Operating expenses for proprietary funds include the cost of sales and services, administrative expenses, and depreciation on the capital assets. All expenses not meeting this definition are reported as other expenses.

G. Use of Estimates

The preparation of financial statements in conformity with generally accepted accounting principles requires management to make estimates and assumptions that affect the reported amounts of assets and liabilities and disclosure of contingent assets and liabilities at the date of the financial statements and the reported amounts of revenues and expenses during the reporting period. Actual results could differ from those estimates.

H. Adoption of New Accounting Standards

In June 2022, the Governmental Accounting Standards Board (GASB) issued GASB statement No. 101, *Compensated Absences*. This statement updated the recognition and measurement guidance for compensated absences and associated salary-related payments and amended certain previously required disclosures.

WLSSD adopted the requirements of the guidance effective January 1, 2024, and has applied the provisions of this standard to the beginning of the period of adoption. The implementation of this standard did not result in any material adjustments.

**WESTERN LAKE SUPERIOR SANITARY DISTRICT
DULUTH, MINNESOTA
NOTES TO THE FINANCIAL STATEMENTS
DECEMBER 31, 2024**

2. Stewardship, Compliance, and Accountability

A. General Obligation Bond Reserve Requirement

The bond resolutions require that the value of cash, cash equivalents, and investments on hand at October 1, 2024 plus the estimated revenues to be collected through September 30, 2025, be not less than the amount of principal and interest due on the bonds in the next succeeding year. WLSSD has complied with this requirement.

B. Budgets and Budgetary Accounting

Minnesota Statutes §458D.08 requires WLSSD's Board to adopt an annual budget. WLSSD follows these procedures in establishing the budgetary data reflected in the financial statements:

- (1) During August and September, the Executive Director submits to the Board of Directors an estimate of revenues and expenses for the fiscal year commencing January 1. Revenues and expenses are budgeted on an accrual basis.
- (2) The budget is adopted by the Board of Directors by the passage of a motion on or before November 1.
- (3) The Board of Directors may increase or decrease the budget at any time by the passage of a motion. Management may increase or decrease line items within the budget.
- (4) Budgetary control of expenses is maintained at the level of total expenses. For management control purposes, the expenses are controlled at the department level.
- (5) Unexpended items within the budget lapse at year-end.

**WESTERN LAKE SUPERIOR SANITARY DISTRICT
DULUTH, MINNESOTA
NOTES TO THE FINANCIAL STATEMENTS
DECEMBER 31, 2024**

2. Stewardship, Compliance, and Accountability (Continued)

B. Budgets and Budgetary Accounting (Continued)

Below is a summary statement of actual and budget revenues and expenses for the fiscal year ended December 31, 2024:

	2024		
	Original and Final Budget	Actual	Variance Favorable (Unfavorable)
Operating Revenue:			
User Charges - Municipalities	\$ 12,810,969	\$ 12,769,425	\$ (41,544)
User Charges - Industries	16,636,095	16,886,609	250,514
User Charges - Solid Waste	7,931,035	7,386,670	(544,365)
Service Fee - Solid Waste	2,780,000	2,879,594	99,594
District-wide Allocation	368,000	368,000	-
Capacity Availability Charges	500,000	555,510	55,510
Other Income	1,047,670	1,290,598	242,928
Total Operating Revenue	<u>42,073,769</u>	<u>42,136,406</u>	<u>62,637</u>
Operating Expenses:			
Operating Expenses Before Depreciation/Amortization	35,140,890	32,283,201	2,857,689
Depreciation/Amortization	10,565,572	9,170,678	1,394,894
Total Operating Expenses	<u>45,706,462</u>	<u>41,453,879</u>	<u>4,252,583</u>
Operating Income (Loss)	<u>(3,632,693)</u>	<u>682,527</u>	<u>4,315,220</u>
Nonoperating Revenue (Expenses):			
Earnings on Investments	1,564,000	2,755,285	1,191,285
Gain on Asset Disposition	-	84,147	84,147
Intergovernmental Grants	418,038	419,739	1,701
Special Assessments	1,148,763	1,152,427	3,664
Interest Expense	(1,143,326)	(984,515)	158,811
Total Nonoperating Revenue (Expenses)	<u>1,987,475</u>	<u>3,427,083</u>	<u>1,439,608</u>
Income (Loss) Before Contributions	(1,645,218)	4,109,610	5,754,828
Capital Contributions	-	2,146,861	2,146,861
Change in Net Position	<u>\$ (1,645,218)</u>	<u>\$ 6,256,471</u>	<u>\$ 7,901,689</u>

**WESTERN LAKE SUPERIOR SANITARY DISTRICT
DULUTH, MINNESOTA
NOTES TO THE FINANCIAL STATEMENTS
DECEMBER 31, 2024**

3. Detailed Notes

A. Assets

1. Deposits and Investments

Reconciliation of WLSSD’s total cash and investments to the financial statements follows:

Current Assets:	2024	
Cash and Cash Equivalents	\$ 7,172,732	
Investments	15,033,924	
Restricted Assets:		
Memorial Fund Investments	1,940	
Wastewater Infrastructure Fund Capital Replacement Investments	7,509,250	
Debt Service Investments	27,546,762	
Total Cash and Investments	\$ 57,264,608	

a. Deposits

Minnesota Statutes §§118A.02 and 118A.04 authorize WLSSD to designate a depository for public funds and to invest in certificates of deposit. Minnesota Statutes §118A.03 requires that all WLSSD’s deposits be protected by insurance, surety bond, or collateral. The market value of collateral pledged shall be at least 10% more than the amount on deposit at the close of the financial institution’s banking day, not covered by insurance or bonds.

Authorized collateral includes treasury bills, notes and bonds; issues of U.S. government agencies; general obligations rated “A” or better, revenue obligations rated “AA” or better; irrevocable standby letters of credit issued by the Federal Home Loan Bank; and certificates of deposit. Minnesota Statutes require that securities pledged as collateral be held in safekeeping in a restricted account at the Federal Reserve Bank or in an account at a trust department of a commercial bank or other financial institution that is not owned or controlled by the financial institution furnishing the collateral.

Custodial Credit Risk

Custodial credit risk is the risk that in the event of a financial institution failure, WLSSD’s deposits may not be returned to it. WLSSD’s policy is that all Certificates of Deposit shall be collateralized in compliance with Minnesota Statutes §118A.03. As of December 31, 2024, WLSSD’s bank balance were not exposed to custodial credit risk.

**WESTERN LAKE SUPERIOR SANITARY DISTRICT
DULUTH, MINNESOTA
NOTES TO THE FINANCIAL STATEMENTS
DECEMBER 31, 2024**

3. Detailed Notes (Continued)

A. Assets (Continued)

1. Deposits and Investments (Continued)

b. Investments

Minnesota Statutes §§118A.04 and 118A.05 generally authorize the following types of investments as available to WLSSD:

- (1) securities which are direct obligations or are guaranteed or insured issues of the United States, its agencies, its instrumentalities, or organizations created by an act of Congress, except mortgage-backed securities defined as “high risk” by Minnesota Statutes §118A.04, subd. 6;
- (2) mutual funds through shares of registered investment companies provided the mutual fund receives certain ratings depending on its investments;
- (3) general obligations of the State of Minnesota and its municipalities, and in certain state agency and local obligations of Minnesota and other states provided such obligations have certain specified bond ratings by a national bond rating service;
- (4) bankers’ acceptances of United States banks;
- (5) commercial paper issued by United States corporations or their Canadian subsidiaries that is rated in the highest quality category by two nationally recognized rating agencies and matures in 270 days or less; and
- (6) with certain restrictions, in repurchase agreements, securities lending agreements, joint powers investment trusts, and guaranteed investment contracts.

The Minnesota Municipal Money Market Fund is a money market account that is valued at amortized cost with maturities of investments of one year or less. The Minnesota Municipal Market Trust Fund does not have its own credit rating. PMA Financial Network, Inc., who administers the Minnesota Municipal Money Market Fund Trust, holds an organization credit rating of AA by Standard & Poor’s.

**WESTERN LAKE SUPERIOR SANITARY DISTRICT
DULUTH, MINNESOTA
NOTES TO THE FINANCIAL STATEMENTS
DECEMBER 31, 2024**

3. Detailed Notes (Continued)

A. Assets (Continued)

1. Deposits and Investments (Continued)

b. Investments (Continued)

Custodial Credit Risk

The custodial credit risk for investments is the risk that, in the event of the failure of the counterparty to a transaction, a government will not be able to recover the value of investment or collateral securities that are in the possession of an outside party. It is WLSSD's policy that all investment securities be held in safekeeping in compliance with the requirements of Minnesota Statutes §118A.06. This statute allows investment securities to be held in safekeeping with (1) any federal reserve bank, (2) any bank authorized under the laws of the United States or any state to exercise corporate trust powers, including, but not limited to the bank from which the investment is purchased, (3) a primary reporting dealer in United States government securities to the Federal Reserve Bank of New York, or (4) a securities broker-dealer which is registered as a broker-dealer under chapter 80A or is exempt from the registration requirements, is regulated by the Securities and Exchange Commission, and maintains insurance through the Securities Investor Protection Corporation or excess insurance coverage in an amount equal to or greater than the value of the securities held.

At December 31, 2024, WLSSD had no investments which were subject to custodial credit risk.

Interest Rate Risk

Interest rate risk is the risk that changes in the market interest rates will adversely affect the fair value of an investment. WLSSD investment policy limits investment maturities to fewer than two years. The policy sets guidelines for the minimum percentages of the investment portfolio to be maintained at various maturities. In this way, WLSSD minimizes their exposure to interest rate risk by investing in both shorter and longer-term investments and by timing cash flows from maturities so that a portion of the portfolio is maturing or coming close to maturity evenly over time as necessary to provide the cash flow and liquidity needed for operations.

**WESTERN LAKE SUPERIOR SANITARY DISTRICT
DULUTH, MINNESOTA
NOTES TO THE FINANCIAL STATEMENTS
DECEMBER 31, 2024**

3. Detailed Notes (Continued)

A. Assets (Continued)

1. Deposits and Investments (Continued)

b. Investments (Continued)

Credit Risk

Generally, credit risk is the risk that an issuer of an investment will not fulfill its obligation to the holder of the investment. This is measured by the assignment of a rating by a nationally recognized statistical rating organization. It is WLSSD's policy to invest only in securities that meet the ratings requirements set by state statute. Minnesota Statutes §118A.04 requires commercial paper to be rated in the highest quality category by at least two nationally recognized rating agencies and mature in 270 days or less. State and local government securities must be rated "A" or better for general obligation securities and "AA" or better for revenue obligations. Public funds may also be invested in United States securities which are direct obligations or are guaranteed or insured issues of the United States, its agencies, its instrumentalities, or organizations created by an act of Congress.

Concentration of Credit Risk

The concentration of credit risk is the risk of loss that may be caused by WLSSD's investment in a single issuer. It is WLSSD's policy to diversify the use of investment instruments to avoid incurring unreasonable risks inherent in over investing in specific instruments, individual financial institutions, or maturities.

WLSSD's investment policy allows WLSSD to invest in U.S. treasury obligations, U.S. government agency securities, and certificates of deposit which are fully insured by the Federal Deposit Insurance Corporation, without limit. However, certificates of deposit are limited to 50% with any one depository. Repurchase agreements and bankers' acceptances are limited by the investment policy to no more than 50% of the portfolio and no more than 50% with any one depository. Commercial paper is limited to no more than 50% of the portfolio and no more than 10% with any one issuer. Money market funds are limited to a maximum of 25% of the portfolio.

**WESTERN LAKE SUPERIOR SANITARY DISTRICT
DULUTH, MINNESOTA
NOTES TO THE FINANCIAL STATEMENTS
DECEMBER 31, 2024**

3. Detailed Notes (Continued)

A. Assets (Continued)

1. Deposits and Investments (Continued)

b. Investments (Continued)

Concentration of Credit Risk, Credit, and Interest Rate Risks

Investment Type	Credit Risk		Concentration Risk	Interest Rate Risk	Carrying Value as of 12/31/24
	Credit Rating	Rating Agency	Over 5 Percent of Portfolio	Maturity Date	
Negotiable Certificates of Deposit					
Valley National Bank Passaic NJ CD	N/R,N/R	N/A	<5%	1/2/2025	\$ 237,000
Western Alliance Bank CA CD	N/R,N/R	N/A	<5%	1/24/2025	237,500
First Internet Bank of Indiana CD	N/R,N/R	N/A	<5%	1/24/2025	237,700
Farmers State Bank Waterloo IA CD	N/R,N/R	N/A	<5%	1/27/2025	238,000
United Republic Bank Omaha NB CD	N/R,N/R	N/A	<5%	1/27/2025	238,000
Bank of America CA CD	N/R,N/R	N/A	<5%	1/31/2025	238,000
Mizuho Bank USA CD	N/R,N/R	N/A	<5%	1/31/2025	238,000
Customers Bank NY CD	N/R,N/R	N/A	<5%	2/20/2025	244,100
Third Coast Bank TX CD	N/R,N/R	N/A	<5%	2/20/2025	243,800
Veritex Community Bank TX CD	N/R,N/R	N/A	<5%	2/20/2025	244,000
The Western State Bank KS CD	N/R,N/R	N/A	<5%	2/20/2025	244,000
GBC International Bank CA CD	N/R,N/R	N/A	<5%	3/12/2025	244,700
Centier Bank IN CD	N/R,N/R	N/A	<5%	3/12/2025	244,700
First Community Bank of the Heartland Inc. KY CD	N/R,N/R	N/A	<5%	3/12/2025	244,600
Priority Bank AR CD	N/R,N/R	N/A	<5%	3/12/2025	244,700
First Capital Bank SC CD	N/R,N/R	N/A	<5%	3/12/2025	244,800
State Bank of India New York, NY CD	N/R,N/R	N/A	<5%	3/18/2025	238,000
First State Bank and Trust Co MO CD	N/R,N/R	N/A	<5%	3/21/2025	237,700
Safra National Bank NY CD	N/R,N/R	N/A	<5%	3/26/2025	237,000
Bank of China/New York City NY CD	N/R,N/R	N/A	<5%	3/26/2025	239,000
Mizrahi Tefahot Bank CD	N/R,N/R	N/A	<5%	3/27/2025	239,000
Bank of America CD	N/R,N/R	N/A	<5%	3/27/2025	237,000
Ally Bank Sandy UT CD	N/R,N/R	N/A	<5%	3/27/2025	237,000
City National Bank Miami FL CD	N/R,N/R	N/A	<5%	3/27/2025	238,000
GE Credit Union CD	N/R,N/R	N/A	<5%	3/28/2025	248,000
Commercial Bank of CA CD	N/R,N/R	N/A	<5%	3/28/2025	237,000
Harborone Bank Brockton MA CD	N/R,N/R	N/A	<5%	4/28/2025	237,000
Santander Bank NA CD	N/R,N/R	N/A	<5%	4/29/2025	239,000
AvidBank San Jose CA CD	N/R,N/R	N/A	<5%	5/27/2025	239,000
Washington Federal Bank Seattle WA CD	N/R,N/R	N/A	<5%	5/27/2025	239,000
Key Bank Nat'l Assoc OH CD	N/R,N/R	N/A	<5%	6/2/2025	239,000
Beal Bank Plano TX CD	N/R,N/R	N/A	<5%	6/25/2025	237,000
Beal Bank Las Vegas NV CD	N/R,N/R	N/A	<5%	6/25/2025	237,000
Merrick Bank South Jordan UT CD	N/R,N/R	N/A	<5%	6/30/2025	239,000
Parkway Bank & Trust Harwood Heights CD	N/R,N/R	N/A	<5%	6/30/2025	239,000
Harmony Bank TX CD	N/R,N/R	N/A	<5%	7/25/2025	237,850
NorthEast Community Bank NY CD	N/R,N/R	N/A	<5%	7/25/2025	237,500
BAC Community Bank CA CD	N/R,N/R	N/A	<5%	7/25/2025	237,950
CIBC Bank USA MI CD	N/R,N/R	N/A	<5%	7/25/2025	238,150
Solera National Bank CO CD	N/R,N/R	N/A	<5%	7/25/2025	237,100
Corebank OK CD	N/R,N/R	N/A	<5%	9/15/2025	239,300
Cornerstone Capital Bank SSB TX CD	N/R,N/R	N/A	<5%	9/15/2025	238,600
First Western Federal Savings Bank SD CD	N/R,N/R	N/A	<5%	9/15/2025	239,300
Cadence Bank CD	N/R,N/R	N/A	<5%	9/19/2025	239,225
BNY Mellon NA CD	N/R,N/R	N/A	<5%	9/22/2025	240,000
Clear Fork Bank NA CD	N/R,N/R	N/A	<5%	9/26/2025	239,225
ServisFirst Bank FL CD	N/R,N/R	N/A	<5%	11/25/2025	239,300
The First National Bank of McGregor TX CD	N/R,N/R	N/A	<5%	11/25/2025	239,600
Bank Hapoalim B.M. NY CD	N/R,N/R	N/A	<5%	11/25/2025	239,600
United Heritage Credit Union CD	N/R,N/R	N/A	<5%	12/1/2025	249,300

**WESTERN LAKE SUPERIOR SANITARY DISTRICT
DULUTH, MINNESOTA
NOTES TO THE FINANCIAL STATEMENTS
DECEMBER 31, 2024**

3. Detailed Notes (Continued)

A. Assets (Continued)

1. Deposits and Investments (Continued)

b. Investments (Continued)

Concentration of Credit Risk, Credit, and Interest Rate Risks (Continued)

Investment Type	Credit Risk		Concentration Risk	Interest Rate Risk	Carrying Value as of 12/31/24
	Credit Rating	Rating Agency	Over 5 Percent of Portfolio	Maturity Date	
Bank of India NY CD	N/R,N/R	N/A	<5%	12/3/2025	\$ 240,000
Preferred Bank NY CD	N/R,N/R	N/A	<5%	12/17/2025	239,800
First Federal Savings & Loan Association MS CD	N/R,N/R	N/A	<5%	12/17/2025	239,800
Minnesota Power Employees Credit Union MN CD	N/R,N/R	N/A	<5%	12/17/2025	239,500
Total Negotiable Certificates of Deposit					<u>12,947,400</u>
U.S. Treasury Notes					
US Treasury Notes	N/R,N/R	N/A	<5%	2/15/2025	995,065
US Treasury Notes	N/R,N/R	N/A	<5%	5/15/2025	987,450
US Treasury Notes	N/R,N/R	N/A	<5%	8/31/2025	2,920,058
US Treasury Notes	N/R,N/R	N/A	<5%	10/15/2025	1,505,871
US Treasury Notes	N/R,N/R	N/A	<5%	11/30/2025	498,170
US Treasury Notes	N/R,N/R	N/A	<5%	11/30/2025	2,499,472
Total U.S. Treasury Notes					<u>9,406,086</u>
U.S. Treasury Bill					
US Treasury Bill	N/R,N/R	N/A	<5%	1/9/2025	989,417
US Treasury Bill	N/R,N/R	N/A	<5%	1/9/2025	989,489
US Treasury Bill	N/R,N/R	N/A	<5%	1/23/2025	975,540
US Treasury Bill	N/R,N/R	N/A	<5%	1/23/2025	975,350
US Treasury Bill	N/R,N/R	N/A	<5%	1/30/2025	2,456,950
US Treasury Bill	N/R,N/R	N/A	<5%	2/11/2025	985,737
US Treasury Bill	N/R,N/R	N/A	<5%	2/20/2025	976,480
US Treasury Bill	N/R,N/R	N/A	<5%	4/10/2025	979,252
US Treasury Bill	N/R,N/R	N/A	<5%	5/22/2025	1,468,472
US Treasury Bill	N/R,N/R	N/A	<5%	6/12/2025	2,939,427
US Treasury Bill	N/R,N/R	N/A	<5%	6/20/2025	1,714,105
US Treasury Bill	N/R,N/R	N/A	<5%	6/20/2025	244,872
US Treasury Bill	N/R,N/R	N/A	<5%	4/10/2025	1,999,295
Total U.S. Treasury Bill					<u>17,694,386</u>
Total Investments			100%		40,047,872
Repurchase Agreements					
U.S. Bank - Sweep	N/A	N/A		N/A	6,378,947
Deposits					
4M Fund	N/A	N/A		N/A	793,050
Govt Money Market Fund	N/A	N/A		N/A	2,500,306
Govt Money Market Fund	AAA	S&P/Moody's		N/A	2,400,943
First American-Prime Obligation Fund	AAA	S&P/Moody's		N/A	2,470,440
Moreton Money Market	Aaa-AAA	S&P/Moody's		N/A	2,670,375
Petty Cash	N/A	N/A		N/A	<u>2,675</u>
Total Cash and Investments					<u>\$ 57,264,608</u>

N/A - Not Applicable

<5% - Concentration is Less Than 5% of Investment

**WESTERN LAKE SUPERIOR SANITARY DISTRICT
DULUTH, MINNESOTA
NOTES TO THE FINANCIAL STATEMENTS
DECEMBER 31, 2024**

3. Detailed Notes (Continued)

A. Assets (Continued)

1. Deposits and Investments (Continued)

b. Investments (Continued)

Fair Value Measurement

WLSSD has elected to value all money market and participating interest-earning investment contracts that mature within one year of acquisition at amortized cost. The carrying value of the investments which are valued at amortized cost does not differ materially from the fair value of those investments.

WLSSD follows an accounting standard that defines fair value, establishes a framework for measuring fair value, establishes a fair value hierarchy based on the quality of inputs used to measure fair value, and requires expanded disclosures about fair value measurements. In accordance with this standard, WLSSD has categorized its investments, based on the priority of the inputs to the valuation technique, into a three-level fair value hierarchy.

The fair value hierarchy gives the highest priority to quoted prices in active markets for identical assets (Level I) and the lowest priority to unobservable inputs (Level III). If the inputs used to measure the financial instruments fall within different levels of the hierarchy, the categorization is based on the lowest level input that is significant to the fair value measurement of the instrument.

Financial assets recorded on the statement of net position are categorized based on the inputs to the valuation techniques as follows:

Level I - Financial assets are valued using inputs that are unadjusted quoted prices in active markets accessible at the measurement date of identical financial assets. The inputs include those traded on an active exchange, such as the New York Stock Exchange, as well as U.S. Treasury and other U.S. government and agency mortgage-backed securities that are traded by dealers or brokers in active over-the-counter markets.

Level II - Financial assets are valued based on quoted prices for similar assets, or inputs that are observable, either directly or indirectly for substantially the full term through corroboration with observable market data.

**WESTERN LAKE SUPERIOR SANITARY DISTRICT
DULUTH, MINNESOTA
NOTES TO THE FINANCIAL STATEMENTS
DECEMBER 31, 2024**

3. Detailed Notes (Continued)

A. Assets (Continued)

1. Deposits and Investments (Continued)

b. Investments (Continued)

Fair Value Measurement (Continued)

Level III - Financial assets are valued using pricing inputs which are unobservable for the asset, inputs that reflect the reporting entity's own assumptions about the assumptions market participants would use in pricing the asset.

Investments are measured as follows for December 31, 2024:

<u>Type</u>	<u>Level 1</u>	<u>Level 2</u>	<u>Level 3</u>	<u>Total</u>
	<u>\$ -</u>	<u>\$ -</u>	<u>\$ -</u>	<u>\$ -</u>
Investments Measured at Amortized Cost				
4M Fund				\$ 2,500,306
Money Market Funds				5,071,318
Prime Obligation Fund				2,470,440
Repurchase Agreements				6,378,947
U.S. Treasury Notes				9,406,086
U.S. Treasury Bill				17,694,386
Negotiable Certificates of Deposit				12,947,400
Total Investments Measured at Amortized Cost				56,468,883
Cash and Cash Equivalents				795,725
Total Cash and Investments				<u>\$ 57,264,608</u>

The Minnesota Municipal Money Market Fund Trust (4M Fund) is an external investment pool (Pool) that is managed to maintain a dollar-weighted average portfolio maturity of no greater than 60 days and seeks to maintain a constant net asset value (NAV) per share of \$1.00. The Pool elects to measure its investments at amortized cost in accordance with accounting statements issued by the Government Accounting Standards Board. These shares are available to be redeemed upon proper notice without restrictions and can be made as long as the District has a sufficient number of shares to meet the redemption request. The Fund's Board of Trustees can suspend the right of withdrawal or postpone the date of payment if the Trustee determines that there is an emergency that makes up the sale of the securities or determination of its net asset value not reasonably practical. WLSSD reports its investment in the Pool at the NAV per share, the fair value established by the Pool.

**WESTERN LAKE SUPERIOR SANITARY DISTRICT
DULUTH, MINNESOTA
NOTES TO THE FINANCIAL STATEMENTS
DECEMBER 31, 2024**

3. Detailed Notes (Continued)

A. Assets (Continued)

2. Due from Other Governments

Due from other governments consists of the following:

	2024
Current Assets	
Municipality Service Charges	\$ 1,325,174
Other	309,709
Total	\$ 1,634,883

3. Capital Assets

Capital asset activity for the year ended December 31, 2024 was as follows:

	Beginning Balance	Increases	Decreases	Ending Balance
Capital Assets, Not Depreciated				
Land	\$ 605,265	\$ -	\$ -	\$ 605,265
Easements	207,149	-	-	207,149
Construction in Progress	42,252,693	17,516,709	-	59,769,402
Total Capital Assets, Not Depreciated	43,065,107	17,516,709	-	60,581,816
Capital Assets, Depreciated				
Improvements	254,603,056	-	-	254,603,056
Buildings and Structures	74,672,544	-	-	74,672,544
Furniture and Equipment	28,602,756	-	-	28,602,756
Motor Vehicles	3,644,171	-	46,419	3,597,752
Total Capital Assets, Depreciated	361,522,527	-	46,419	361,476,108
Less: Accumulated Depreciation for:				
Improvements	176,339,677	8,291,467	-	184,631,144
Buildings and Structures	74,075,724	93,390	-	74,169,114
Furniture and Equipment	27,858,950	219,221	-	28,078,171
Motor Vehicles	3,517,956	57,937	46,419	3,529,474
Total Accumulated Depreciation	281,792,307	8,662,015	46,419	290,407,903
Total Capital Assets, Depreciated, Net	79,730,220	(8,662,015)	-	71,068,205
Right-to-Use Assets				
Equipment	219,466	-	47,198	172,268
Less: Accumulated Amortization	99,942	44,632	47,198	97,376
Total Net Right-to-Use Assets	119,524	(44,632)	-	74,892
Subscription-Based Information				
Technology Arrangements	2,462,234	146,189	6,193	2,602,230
Less: Accumulated Amortization	390,197	464,028	6,193	848,032
Total Net Subscription-Based Information	2,072,037	(317,839)	-	1,754,198
Total Capital Assets, Net	\$ 124,986,888	\$ 8,492,223	\$ -	\$ 133,479,111

**WESTERN LAKE SUPERIOR SANITARY DISTRICT
DULUTH, MINNESOTA
NOTES TO THE FINANCIAL STATEMENTS
DECEMBER 31, 2024**

3. Detailed Notes (Continued)

B. Liabilities

1. Due to Other Governments

Due to other governments consists of the following:

Current liabilities - (Payable from current assets):

	2024
User Adjustments	\$ 264,663

2. Long-Term Debt

Long-term debt is comprised of the following:

Types of Indebtedness	Final Maturity	Installment Amounts	Interest Rates (%)	Original Issues Amount	Outstanding Balance December 31, 2024
Lease Liability					
Copier and Printer	2025	\$955	0.70	\$ 39,118	\$ 5,730
Postage Machine	2027	\$191	0.70	11,645	4,777
Loader	2027	\$2,269	0.00	140,650	68,123
Total Lease Liability					\$ 78,630
Subscription IT Liability					
LIMS	2026	\$1,556	1.76	\$ 89,434	\$ 30,689
Hexagon	2026	\$4,212	1.76	147,793	62,530
		\$15,169 -			
Infor CloudSuite	2030	\$28,100	1.76	1,930,005	1,642,943
KnowBe4	2025	\$164	2.00	6,193	327
Microsoft Office Products	2026	\$6,379	1.76	223,855	82,202
Veeam	2026	\$1,294	1.76	45,411	29,289
Wavecrest Proxy	2025	\$150	1.76	5,264	897
Hexagon	2027	\$17,748	1.86	52,291	35,103
Hexagon	2026	\$8,874	1.86	26,182	17,429
		\$11,700 -			
Octoplant	2028	\$16,380	1.86	67,716	56,250
Total Subscription IT Liability					\$ 1,957,659

**WESTERN LAKE SUPERIOR SANITARY DISTRICT
DULUTH, MINNESOTA
NOTES TO THE FINANCIAL STATEMENTS
DECEMBER 31, 2024**

3. Detailed Notes (Continued)

B. Liabilities (Continued)

2. Long-Term Debt (Continued)

Types of Indebtedness	Final Maturity	Installment Amounts	Interest Rates (%)	Original Issues Amount	Outstanding Balance December 31, 2024
Notes from Direct Borrowings					
2010 G.O. Taxable Revenue Note	2025	\$200,540- \$240,255	1.59	\$ 3,351,540	\$ 240,255
2010 G.O. Taxable Revenue Note	2025	\$40,748- \$45,000	1.59	678,748	45,000
2010 G.O. Taxable Revenue Note	2025	\$21,000- \$25,000	1.59	342,262	25,000
2010 G.O. Taxable Revenue Note	2025	\$8,000- \$11,000	1.59	151,866	10,866
2011 G.O. Taxable Revenue Note	2026	\$46,959- \$117,000	1.52	1,610,959	233,000
2011 G.O. Taxable Revenue Note	2026	\$10,131- \$23,000	1.52	316,131	46,000
2011 G.O. Taxable Revenue Note	2026	\$110,330- \$265,000	1.52	3,581,330	526,000
2012 G.O. Taxable Revenue Note	2027	\$180,173- \$399,000	1.69	5,452,173	1,176,000
2013 G.O. Taxable Revenue Note	2028	\$100,518- \$191,000	1.00	2,947,518	752,000
2013 G.O. Taxable Revenue Note	2028	\$90,969- \$150,000	1.00	2,125,969	590,000
2014 G.O. Taxable Revenue Note	2029	\$360,990- \$501,000	1.00	6,941,990	2,456,000
2015 G.O. Taxable Revenue Note	2030	\$180,490- \$523,000	1.00	7,029,490	3,053,000
2015 G.O. Taxable Revenue Note	2030	\$50,276- \$132,000	1.00	2,132,276	770,000
2016 G.O. Taxable Revenue Note	2031	\$63,599- \$131,000	1.00	1,747,561	869,000

**WESTERN LAKE SUPERIOR SANITARY DISTRICT
DULUTH, MINNESOTA
NOTES TO THE FINANCIAL STATEMENTS
DECEMBER 31, 2024**

3. Detailed Notes (Continued)

B. Liabilities (Continued)

2. Long-Term Debt (Continued)

Types of Indebtedness	Final Maturity	Installment Amounts	Interest Rates (%)	Original Issues Amount	Outstanding Balance December 31, 2024
2016 G.O. Taxable Revenue Note	2031	\$105,016- \$239,960	1.00	\$ 3,216,871	\$ 1,555,000
2018 G.O. Taxable Revenue Note	2033	\$29,416- \$54,055	1.25	708,870	433,000
2018 G.O. Taxable Revenue Note	2033	\$97,922- \$185,760	1.25	2,448,277	1,501,000
2018 G.O. Taxable Revenue Note	2033	\$86,317- \$178,191	1.25	2,343,195	1,349,000
2018 G.O. Taxable Revenue Note	2033	\$65,173- \$144,763	1.23	1,907,254	1,222,000
2018 G.O. Taxable Revenue Note	2033	\$555,847- \$1,158,549	1.23	15,309,936	9,775,000
2019 G.O. Taxable Revenue Note	2034	\$157,520- \$158,370	1.00	2,054,155	1,238,000
2019 G.O. Taxable Revenue Note	2034	\$360,570- \$361,660	1.00	4,697,891	3,272,000
2019 G.O. Taxable Revenue Note	2034	\$28,690- \$29,580	1.00	379,365	263,000
2020 G.O. Taxable Revenue Note	2035	\$47,268- \$48,208	1.00	621,465	494,800
2020 G.O. Taxable Revenue Note	2035	\$35,684- \$36,424	1.00	469,586	373,400
2021 G.O. Taxable Revenue Note	2036	\$111,800- \$119,595	1.00	1,594,934	1,305,811
2021 G.O. Taxable Revenue Note	2036	\$132,961- \$274,365	1.00	3,707,325	3,104,000
2022 G.O. Taxable Revenue Note	2037	\$552,674- \$553,662	2.54	6,638,455	5,227,981
2022 G.O. Taxable Revenue Note	2037	\$953,437- \$954,280	2.38	11,579,701	9,406,015
2023 G.O. Taxable Revenue Note	2037	\$79,568 - \$212,000	1.92	2,711,568	2,237,448
2023 G.O. Taxable Revenue Note	2037	\$51,288 - \$122,000	1.76	1,581,288	1,215,815
2023 G.O. Taxable Revenue Note	2037	\$401,063 - \$999,000	1.594	13,047,063	9,672,509
Total Notes from Direct Borrowings				<u>\$ 113,427,012</u>	<u>\$ 64,437,900</u>

**WESTERN LAKE SUPERIOR SANITARY DISTRICT
DULUTH, MINNESOTA
NOTES TO THE FINANCIAL STATEMENTS
DECEMBER 31, 2024**

3. Detailed Notes (Continued)

B. Liabilities (Continued)

3. Debt Service Requirements

Debt service requirements at December 31, 2024 were as follows:

Year Ending December 31	Notes from Direct Borrowings		Lease Liability		Subscription-Based Information Technology Liability	
	Principal	Interest	Principal	Interest	Principal	Interest
2025	\$ 7,146,018	\$ 989,754	\$ 32,514	\$ 2,734	\$ 485,625	\$ 29,883
2026	6,922,912	888,519	28,036	1,481	401,727	21,834
2027	6,609,569	790,384	18,080	261	336,745	15,668
2028	6,297,075	696,946	-	-	343,882	9,701
2029	6,040,448	608,889	-	-	333,521	3,682
2030-2034	23,489,576	1,827,743	-	-	56,159	41
2035-2037	7,932,302	308,935	-	-	-	-
Total	\$ 64,437,900	\$ 6,111,170	\$ 78,630	\$ 4,476	\$ 1,957,659	\$ 80,809

4. Changes in Long-Term Liabilities

Long-term liability activity for the year ended December 31, 2024 was as follows:

	Beginning Balance	Additions	Reductions	Ending Balance	Due Within One Year
Notes from Direct Borrowings	\$ 61,940,975	\$ 10,014,925	\$ 7,518,000	\$ 64,437,900	\$ 7,146,018
Lease Liability	122,425	-	43,795	78,630	32,514
Subscription-Based Information Technology Liability	2,171,648	146,189	360,178	1,957,659	485,625
Compensated Absences *	1,044,116	73,759	-	1,117,875	-
OPEB Liability	278,102	32,977	20,742	290,337	20,115
Long-Term Liabilities	\$ 65,557,266	\$ 10,267,850	\$ 7,942,715	\$ 67,882,401	\$ 7,684,272

*The change in the compensated absences liability is presented as a net change.

The general obligation bonds and notes are retired with income from operations. WLSSD has a contingent liability against its full faith and credit to the extent that income from operations is insufficient to retire the general obligation bonds. The general obligation bonds of WLSSD were exempt from the limitations on net debt imposed by Minnesota law.

**WESTERN LAKE SUPERIOR SANITARY DISTRICT
DULUTH, MINNESOTA
NOTES TO THE FINANCIAL STATEMENTS
DECEMBER 31, 2024**

3. Detailed Notes (Continued)

B. Liabilities (Continued)

4. Changes in Long-Term Liabilities (Continued)

WLSSD's outstanding notes from direct borrowings of \$64,437,900 contain (1) a provision that if the WLSSD is unable to make a payment when due, an interest penalty may be imposed and one or more of the following remedies may be exercised (a) withhold approval of any disbursement request (b) reject any pending application by WLSSD for financial assistance (c) to the extent permitted by law, demand immediate payment of the note in full and upon such demand, the outstanding principal amount of the note will be immediately due and payable with interest accrued thereon to the date of payment (d) exercise any other remedy availability under law and (2) a provision that if WLSSD fails to comply with any other provision within the note agreement an immediate increase in the interest rate on the loan by eliminating all interest rate discounts that were originally applied, in addition, the default remedies for failure to make a payment as listed above may be exercised.

5. Defined Benefit Pension Plans

a. Plan Description

WLSSD participates in the following cost-sharing multiple-employer defined benefit pension plans administered by the Public Employees Retirement Association of Minnesota (PERA). These plan provisions are established and administered according to *Minnesota Statutes*, Chapters 353, 353D, 353E, 353G, and 356. *Minnesota Statutes*, Chapter 356 defines reach plan's financial reporting requirements. PERA's defined benefit pension plans are tax qualified plans under Section 401(a) of the Internal Revenue Code.

Membership in the General Plan includes employees of counties, cities, townships, schools in non-certified positions, and other governmental entities whose revenues are derived from taxation, fees, or assessments. Plan membership is required for any employee who is expected to earn more than \$425 in a month, unless the employee meets exclusion criteria.

b. Benefits Provided

PERA provides retirement, disability, and death benefits. Benefit provisions are established by state statute and can only be modified by the state legislature. Vested, terminated employees who are entitled to benefits, but are not receiving them yet are bound by the provisions in effect at the time they last terminated their public service.

**WESTERN LAKE SUPERIOR SANITARY DISTRICT
DULUTH, MINNESOTA
NOTES TO THE FINANCIAL STATEMENTS
DECEMBER 31, 2024**

3. Detailed Notes (Continued)

B. Liabilities (Continued)

5. Defined Benefit Pension Plans (Continued)

b. Benefits Provided (Continued)

When a member is “vested,” they have earned enough service credit to receive a lifetime monthly benefit after leaving public service and reaching an eligible retirement age. Members who retire at or over their Social Security full retirement age with at least one year of service qualify for a retirement benefit.

General Employees Plan requires three years of service to vest. Benefits are based on a member’s highest average salary for any five successive years of allowable service, age, and years of credit at termination of service. Two methods are used to compute benefits for General Plan members. Members hired prior to July 1, 1989, receive the higher of the Step or Level formulas. Only the Level formula is used for members hired after June 30, 1989. Under the Step formula, General Plan members receive 1.2% of the highest average salary for each of the first 10 years of service and 1.7% for each additional year. Under the Level formula, General Plan members receive 1.7% of highest average salary for all years of service. For members hired prior to July 1, 1989 a full retirement benefit is available when age plus years of service equal 90 and normal retirement age is 65. Members can receive a reduced requirement benefit as early as age 55 if they have three or more years of service. Early retirement benefits are reduced by .25% for each month under age 65. Members with 30 or more years of service can retire at any age with a reduction of .25% for each month the member is younger than age 62. The Level formula allows General Plan members to receive a full retirement benefit at age 65 if they were first hired before July 1, 1989 or at age 66 if they were hired on or after July 1, 1989. Early retirement begins at age 55 with an actuarial reduction applied to the benefit.

Benefit increases are provided to benefit recipients each January. The postretirement increase is equal to 50% of the cost-of-living adjustment (COLA) announced by the SSA, with a minimum increase of at least 1% and a maximum of 1.5%. The 2024 annual increase was 1.5%. Recipients that have been receiving the annuity or benefit for at least a full year as of the June 30 before the effective date of the increase will receive the full increase. Recipients receiving the annuity or benefit for at least one month but less than a full year as of the June 30 before the effective date of the increase will receive a prorated increase.

**WESTERN LAKE SUPERIOR SANITARY DISTRICT
DULUTH, MINNESOTA
NOTES TO THE FINANCIAL STATEMENTS
DECEMBER 31, 2024**

3. Detailed Notes (Continued)

B. Liabilities (Continued)

5. Defined Benefit Pension Plans (Continued)

c. Contributions

Minnesota Statutes Chapters 353, 353E, 353G, and 356 set the rates for employer and employee contributions. Contribution rates can only be modified by the state legislature.

General Plan members were required to contribute 6.50% of their annual covered salary in fiscal year 2024 and WLSSD was required to contribute 7.50% for General Plan members. WLSSD's contributions to the General Employees Fund for the year ended December 31, 2024 were \$742,561. WLSSD's contributions were equal to the required contributions as set by state statute.

d. Pension Costs

At December 31, 2024, WLSSD reported a liability of \$4,083,571, for its proportionate share of the General Employees Fund's net pension liability. WLSSD's net pension liability reflected a reduction due to the State of Minnesota's contribution of \$16 million. The State of Minnesota is considered a non-employer contributing entity and the state's contribution meets the definition of a special funding situation. The State of Minnesota's proportionate share of the net pension liability associated with WLSSD totaled \$105,593.

The District's Proportionate Share of the Net Pension Liability	\$	4,083,571
State of Minnesota's Proportionate Share of the Net Pension Liability		105,593
Total District's Proportionate Share of Net Pension Liability	\$	<u>4,189,164</u>

The net pension liability was measured as of June 30, 2024 and the total pension liability used to calculate the net pension liability was determined by an actuarial valuation as of that date. WLSSD's proportionate share of the net pension liability was based on WLSSD's contributions received by PERA during the measurement period for employer payroll paid dates from July 1, 2023 through June 30, 2024, relative to the total employer contributions received from all of PERA's participating employers. WLSSD's proportionate share was 0.1105% at the end of the measurement period and 0.1073% for the beginning of the period.

**WESTERN LAKE SUPERIOR SANITARY DISTRICT
DULUTH, MINNESOTA
NOTES TO THE FINANCIAL STATEMENTS
DECEMBER 31, 2024**

3. Detailed Notes (Continued)

B. Liabilities (Continued)

5. Defined Benefit Pension Plans (Continued)

d. Pension Costs (Continued)

For the year ended December 31, 2024, WLSSD's recognized pension expense of \$373,773 for its proportionate share of the General Employees Plan's pension expense. In addition, WLSSD recognized an additional \$1,308 as pension expense (and grant revenue) for its proportionate share of the State of Minnesota's contribution of \$16 million per year to the General Employees Fund.

During the plan year ended June 30, 2024, the State of Minnesota contributed \$170.1 million to the General Employees Fund. The State of Minnesota is not included as a non-employer contributing entity in the General Employees Plan pension allocation schedules for the \$170.1 million in direct state aid because this contribution was not considered to meet the definition of a special funding situation. The District recognized \$187,882 for the year ended December 31, 2024 as revenue and an offsetting reduction of net pension liability for its proportionate share of the State of Minnesota's on-behalf contributions to the General Employees Fund.

At December 31, 2024, WLSSD reported deferred outflows of resources and deferred inflows of resources related to pensions from the following sources:

Description	Deferred Outflows of Resources	Deferred Inflows of Resources
Differences Between Expected and Actual		
Economic Experience	\$ 383,963	\$ -
Changes in Actuarial Assumptions	19,937	1,545,564
Net Difference Between Projected and Actual Earnings on Pension Plan Investments	-	1,185,835
Changes in Proportion and Differences Between WLSSD Contributions and Proportionate Share of Contributions	194,150	100,086
WLSSD Contributions Subsequent to the Measurement Date	370,585	-
Total	<u>\$ 968,635</u>	<u>\$ 2,831,485</u>

**WESTERN LAKE SUPERIOR SANITARY DISTRICT
DULUTH, MINNESOTA
NOTES TO THE FINANCIAL STATEMENTS
DECEMBER 31, 2024**

3. Detailed Notes (Continued)

B. Liabilities (Continued)

5. Defined Benefit Pension Plans (Continued)

d. Pension Costs (Continued)

\$370,585 reported as deferred outflows of resources related to pensions resulting from WLSSD contributions subsequent to the measurement date will be recognized as a reduction of the net pension liability in the year ended December 31, 2025. Other amounts reported as deferred outflows and deferred inflows of resources related to pensions will be recognized in pension expense as follows:

Year Ended December 31,	Pension Expense Amount
2025	\$ (1,319,887)
2026	(149,854)
2027	(450,713)
2028	(312,981)

e. Long-Term Expected Return on Investment

The State Board of Investment, which manages the investments of PERA, prepares an analysis of the reasonableness on a regular basis of the long-term expected rate of return using a building-block method in which best-estimate ranges of expected future rates of return are developed for each major asset class. These ranges are combined to produce an expected long-term rate of return by weighting the expected future rates of return by the target asset allocation percentages. The target allocation and best estimates of geometric real rates of return for each major asset class are summarized in the following table:

Asset Class	Target Allocation	Long-Term Expected Real Rate of Return
Domestic Equity	33.5 %	5.10 %
International Equity	16.5 %	5.30
Fixed Income	25.0 %	0.75
Private Markets	25.0 %	5.90
Total	100.0 %	

f. Actuarial Methods and Assumptions

The total pension liability for each of the cost-sharing defined benefit plans was determined by an actuarial valuation as of June 30, 2024, using the entry age normal actuarial cost method. The long-term rate of return on pension plan investments used in the determination of the total liability is 7.00%.

**WESTERN LAKE SUPERIOR SANITARY DISTRICT
DULUTH, MINNESOTA
NOTES TO THE FINANCIAL STATEMENTS
DECEMBER 31, 2024**

3. Detailed Notes (Continued)

B. Liabilities (Continued)

5. Defined Benefit Pension Plans (Continued)

f. Actuarial Methods and Assumptions (Continued)

The 7.00% assumption is based on a review of inflation and investments return assumptions from a number of national investment consulting firms. The review provided a range of return investment return rates deemed to be reasonable by the actuary. An investment return of 7.00% is within that range.

Inflation is assumed to be 2.25% for the General Employees Plan. Benefit increases after retirement are assumed to be 1.25% for the General Employees Plan.

Salary growth assumptions in the General Employees Plan range in annual increments from 10.25% after one year of service to 3.00% after 27 years of service.

Mortality rates for the General Employees Plan are based on the Pub-2010 General Employee Mortality Table. The tables are adjusted slightly to fit PERA's experience.

Actuarial assumptions for the General Employees Plan are reviewed every four years. The General Employees Plan was last reviewed in 2022. The assumption changes were adopted by the Board and became effective with the July 1, 2023 actuarial valuation.

The following changes in actuarial assumptions occurred in 2024:

Changes in Actuarial Assumptions:

- (1) Rates of merit and seniority were adjusted, resulting in slightly higher rates.
- (2) Assumed rates of retirement were adjusted as follows: increase the rate of assumed unreduced retirements, slight adjustments to Rule of 90 retirement rates, and slight adjustments to early retirement rates for Tier 1 and Tier 2 members.
- (3) Minor increase in assumed withdrawals for males and females.
- (4) Lower rates of disability.
- (5) Continued use of Pub-2010 general mortality table with slight rate adjustments as recommended in the most recent experience study.
- (6) Minor changes to form of payment assumptions for male and female retirees.

**WESTERN LAKE SUPERIOR SANITARY DISTRICT
DULUTH, MINNESOTA
NOTES TO THE FINANCIAL STATEMENTS
DECEMBER 31, 2024**

3. Detailed Notes (Continued)

B. Liabilities (Continued)

5. Defined Benefit Pension Plans (Continued)

f. Actuarial Methods and Assumptions (Continued)

Changes in Actuarial Assumptions (Continued):

(7) Minor changes to assumptions made with respect to missing participant data.

Changes in Plan Provisions:

(1) The workers' compensation offset for disability benefits was eliminated. The actuarial equivalent factors updated to reflect the changes in assumptions.

g. Discount Rate

The discount rate used to measure the total pension liability in 2024 was 7.00%. The projection of cash flows used to determine the discount rate assumed that contributions from plan members and employers will be made at rates set in Minnesota Statutes. Based on these assumptions, the fiduciary net position of the General Employees Plan was projected to be available to make all projected future benefit payments of current plan members. Therefore, the long-term expected rate of return on pension plan investments was applied to all periods of projected benefit payments to determine the total pension liability.

h. Pension Liability Sensitivity

The following presents WLSSD's proportionate share of the net pension liability for all plans it participates in, calculated using the discount rate disclosed in the preceding paragraph, as well as what WLSSD's proportionate share of the net pension liability would be if it were calculated using a discount rate one percentage point lower or one percentage point higher than the current discount rate:

Description	1% Higher	Current Discount Rate	1% Lower
June 30, 2024			
General Employees Fund Discount Rate	8.00%	7.00%	6.00%
Sensitivity of Net Pension Liability at Current Single Discount Rate	\$ 105,845	\$ 4,083,571	\$ 8,919,177

**WESTERN LAKE SUPERIOR SANITARY DISTRICT
DULUTH, MINNESOTA
NOTES TO THE FINANCIAL STATEMENTS
DECEMBER 31, 2024**

3. Detailed Notes (Continued)

B. Liabilities (Continued)

5. Defined Benefit Pension Plans (Continued)

i. Pension Plan Fiduciary Net Position

Detailed information about each pension plan's fiduciary net position is available in a separately issued PERA financial report that includes financial statements and required supplementary information. That report may be obtained on the Internet at www.mnpera.org.

6. Postemployment Benefits

Plan Description and Funding Policy

WLSSD participates in a single-employer fully-insured plan. Active employees who retire from WLSSD when eligible to receive a retirement benefit from PERA, that do not qualify for the aforementioned benefits, and do not participate in any other health benefits program providing coverage similar to that herein described, will be eligible to continue coverage with respect to both themselves and their eligible dependents under WLSSD's health benefits program. These retirees are required to pay 100% of the total premium cost. Since the premium is a blended rate determined on the entire active and retiree population, the retirees are receiving an implicit rate subsidy. The plan does not issue a publicly available financial report. There are 104 active employees, 4 retirees receiving payments, 0 spouses receiving payments, and 0 inactive employees entitled to but not yet receiving benefits.

Funding Policy

WLSSD has no assets accumulated in a trust that meets the criteria in GASB 75. The authority to provide these benefits is established in Minnesota Statutes §471.61, subdivision 2a. The cost of other postemployment benefits is funded on a "pay-as-you-go" method. For the year ended December 31, 2024, WLSSD contributed \$20,115 to the plan.

Actuarial Methods and Assumptions

WLSSD's OPEB liability was measured as of January 1, 2024, and the total OPEB liability was determined by an actuarial valuation as of January 1, 2023. Liabilities in this report were calculated as of the valuation date and rolled forward to the measurement date using standard actuarial roll forward techniques.

**WESTERN LAKE SUPERIOR SANITARY DISTRICT
DULUTH, MINNESOTA
NOTES TO THE FINANCIAL STATEMENTS
DECEMBER 31, 2024**

3. Detailed Notes (Continued)

B. Liabilities (Continued)

6. Postemployment Benefits (Continued)

Actuarial Methods and Assumptions (Continued)

The total OPEB liability was determined by an actuarial valuation as of January 1, 2023, using the following actuarial assumptions, applied to all periods including in the measurement, unless otherwise specified:

Inflation	2.50%
Salary Increases	Service Graded Table
Health Care Trend Rates	6.25% Decreasing to 5.00% Over 5 Years

Mortality rates were based on the Pub-2010 Public Retirement Plans General Headcount-Weighted Mortality Tables with MP-2021 Generational Improvement Scale, and other adjustments.

The actuarial assumptions used in the January 1, 2023 valuation were based on the results of an actuarial experience study for the period January 1, 2022 to December 31, 2022.

The discount rate used to measure the total OPEB liability was 4.00% for 2024. The discount rate is based on the estimated yield of 20-year AA-rated municipal bonds.

Since the most recent GASB 75 valuation, the following changes have been made:

- (1) There have been no changes since the prior valuation.

**WESTERN LAKE SUPERIOR SANITARY DISTRICT
DULUTH, MINNESOTA
NOTES TO THE FINANCIAL STATEMENTS
DECEMBER 31, 2024**

3. Detailed Notes (Continued)

B. Liabilities (Continued)

6. Postemployment Benefits (Continued)

Actuarial Methods and Assumptions (Continued)

Changes in the OPEB Liability

	Total OPEB Liability 2024
Balance January 1,	\$ 278,102
Changes for the Year:	
Service Costs	21,407
Interest Cost	11,570
Benefit Payments	(20,742)
Net Change in Total OPEB Liability	12,235
Balance as of December 31,	\$ 290,337

The following presents the OPEB liability of WLSSD, as well as what the WLSSD's OPEB liability would be if it were calculated using a discount rate one percentage lower or one percentage higher than the current discount rate:

2024	1% Decrease (3.00%)	Discount Rate (4.00%)	1% Increase (5.00%)
OPEB Liability	\$ 308,171	\$ 290,337	\$ 273,541

The following presents the OPEB liability of WLSSD, as well as what the WLSSD's OPEB liability would be if it were calculated using healthcare cost trend rates that are 1% lower (5.25% decreasing to 4.00% over 5 years) or 1% higher (7.25% decreasing to 6.00% over 5 years) than the current healthcare cost trend rates:

2024	1% Decrease (5.25% Decreasing to 4.00%)	Current Trend Rates (6.25% (Decreasing to 5.00%))	1% Increase (7.25% Decreasing to 6.00%)
OPEB Liability	\$ 263,191	\$ 290,337	\$ 322,212

**WESTERN LAKE SUPERIOR SANITARY DISTRICT
DULUTH, MINNESOTA
NOTES TO THE FINANCIAL STATEMENTS
DECEMBER 31, 2024**

3. Detailed Notes (Continued)

B. Liabilities (Continued)

6. Postemployment Benefits (Continued)

Actuarial Methods and Assumptions (Continued)

For the year ended December 31, 2024, WLSSD recognized OPEB expense of \$13,885. At December 31, 2024, WLSSD reported deferred inflows of resources and deferred outflows of resources related to OPEB from the following sources:

	Deferred Outflows of Resources	Deferred Inflows of Resources
Authority's Contributions Subsequent to the Measurement Date	\$ 20,115	\$ -
Changes in Actuarial Assumptions	1,057	19,098
Liability Gains	-	17,804
Total	\$ 21,172	\$ 36,902

\$20,115 reported as deferred outflows of resources related to OPEB resulting from District contributions subsequent to the measurement date will be recognized as a reduction of the OPEB liability in the year ended December 31, 2025.

Amounts reported as deferred outflows of resources and deferred inflows of resources related to OPEB will be recognized in OPEB expense as follows:

Year Ending December 31,	Future Recognition
2025	\$ (9,437)
2026	(9,433)
2027	(8,490)
2028	(8,485)

4. Other Note Disclosures

A. Major Customers

Major customers of services provided by WLSSD were as follows:

	User Service Charges 2024	Percentage of Total User Service Charges 2024
Sappi Cloquet LLC	\$ 14,416,761	34.2%
City of Duluth	10,181,471	24.2%

**WESTERN LAKE SUPERIOR SANITARY DISTRICT
DULUTH, MINNESOTA
NOTES TO THE FINANCIAL STATEMENTS
DECEMBER 31, 2024**

4. Other Note Disclosures (Continued)

B. Construction Commitments

As of December 31, 2024, WLSSD had the following commitments with respect to unfinished capital projects.

Project	Remaining Construction Commitment	Expected Date of Completion
Secondary Clarifier Tank Rehabilitation	\$ 39,935,848	7/31/29
Lakeside Interceptor Rehabilitation	5,525,235	10/31/25
Knowlton Creek Forcemain Improvements Phase 2	2,996,299	10/31/25
CHP Engine Generators	1,728,518	3/31/25
Thinkener Improvements	1,829,600	3/31/25
	\$ 52,015,500	

C. Risk Management

WLSSD is exposed to various risks of loss related to torts; theft of, damage to, and destruction of assets; errors and omissions; health and dental claims, injuries to employees, and natural disasters. These risks are covered by commercial insurance purchased from independent third parties except for dental claims which are self-insured, workers compensation and health insurance for which WLSSD belongs to public entity risk pools. WLSSD has a \$50,000 deductible for property and a \$1,000 deductible for liability insurance coverage per covered incident. There have been no significant reductions in insurance coverage during the current year. Settled claims from these risks have not exceeded insurance coverage in the past three fiscal years.

WLSSD retains the risk of loss from claims related to employee dental. WLSSD has contracted with Delta Dental to administer WLSSD's dental claims. WLSSD charges a premium to each employee and contributes an employer's share based on negotiated union contracts to cover the estimated dental claims. Claims are recognized as they are paid.

	2024
Unpaid Claims, Beginning of Year	\$ -
Incurred Claims	116,311
Claim Payments	(116,311)
Unpaid Claims, End of Year	\$ -

**WESTERN LAKE SUPERIOR SANITARY DISTRICT
DULUTH, MINNESOTA
NOTES TO THE FINANCIAL STATEMENTS
DECEMBER 31, 2024**

4. Other Note Disclosures (Continued)

C. Risk Management (Continued)

Workers compensation coverage is obtained through the League of Minnesota Cities Insurance Trust – Group Self-Insured Workers’ Compensation Plan, a public entity risk pool operated by the League of Minnesota Cities to lower and stabilize its members’ workers’ compensation costs and to assure that its members have a source of coverage available. The League of Minnesota Cities purchases reinsurance to protect the program from catastrophic and abnormal claims.

WLSSD pays an annual premium to the pool and has elected to have a deductible of \$5,000 per occurrence (for medical costs only). The deductible option under this plan allows WLSSD to obtain a premium discount of 11%. As medical costs are incurred, the claims are paid by the pool and then are billed back to WLSSD up to the amount of the deductible per occurrence.

For group health insurance, WLSSD belongs to the North East Service Cooperative (NESC), a joint powers entity which sponsors a plan to provide group employee health benefits to its participating members. All members pool premiums and losses; however, a particular member may receive increases or decreases depending on a good or bad year of claims experience. Premiums are determined annually by the NESC and are based partially on the experience of WLSSD and partially on the experience of the group. The NESC solicits proposals from carriers and negotiates the contracts.

D. Voluntary Employee Benefit Plan – Northland VEBA Plan

In 2007, WLSSD Board approved a Voluntary Employees’ Beneficiary Association (VEBA) plan for funding employee health benefits for supervisors effective January 1, 2008 as authorized under Sections 501(c)(9) and 213(d) of the IRS Code. Effective January 1, 2009, all employees were eligible for participation in this plan. The VEBA plan is a health reimbursement plan providing for individual employer-funded accounts that can be used to help pay eligible medical expenses incurred by participating employees. The plan is used in combination with a high-deductible health plan. Funding is provided through pre-tax contributions from WLSSD based on employee health care elections. The VEBA plan is administered by Compensation Consultants, Ltd.

The current maximum WLSSD contribution for active participating employees is \$3,000 for those with family medical coverage with a \$3,700 deductible and \$1,350 for active participating employees for those with single medical coverage with a \$1,850 deductible. Any balance remaining in an employee’s account at year-end rolls over into the subsequent year. All bargaining unit and supervisory employees participating in WLSSD’s high-deductible medical insurance plan are covered by the VEBA plan.

**WESTERN LAKE SUPERIOR SANITARY DISTRICT
DULUTH, MINNESOTA
NOTES TO THE FINANCIAL STATEMENTS
DECEMBER 31, 2024**

4. Other Note Disclosures (Continued)

E. Legal Contingencies

WLSSD may be involved in various claims and litigation. Although the outcome of any claims is not presently determinable, in the opinion of WLSSD's attorney, the resolution of these matters will not have a material adverse effect on the financial condition of WLSSD.

REQUIRED SUPPLEMENTARY INFORMATION

**WESTERN LAKE SUPERIOR SANITARY DISTRICT
DULUTH, MINNESOTA
SCHEDULE OF WLSSD'S PROPORTIONATE SHARE OF THE NET PENSION LIABILITY
DECEMBER 31, 2024**

	Measurement Date June 30, 2024	Measurement Date June 30, 2023	Measurement Date June 30, 2022	Measurement Date June 30, 2021	Measurement Date June 30, 2020	Measurement Date June 30, 2019	Measurement Date June 30, 2018	Measurement Date June 30, 2017	Measurement Date June 30, 2016	Measurement Date June 30, 2015
WLSSD's Proportion of the Net Pension Liability	0.1105%	0.1073%	0.1058%	0.1130%	0.1103%	0.1071%	0.1095%	0.1111%	0.1140%	0.1181%
WLSSD's Proportionate Share of the Net Pension Liability	\$ 4,083,571	\$ 6,000,096	\$ 8,379,395	\$ 4,825,606	\$ 6,612,989	\$ 5,921,319	\$ 6,074,611	\$ 7,092,551	\$ 9,256,235	\$ 6,120,555
State's Proportionate Share of the Net Pension Liability Associated with WLSSD	105,593	165,465	245,655	147,300	203,919	183,992	199,096	89,175	120,902	-
Total District's Proportionate Share of Net Pension Liability	\$ 4,189,164	\$ 6,165,561	\$ 8,625,050	\$ 4,972,906	\$ 6,816,908	\$ 6,105,311	\$ 6,273,707	\$ 7,181,726	\$ 9,377,137	\$ 6,120,555
WLSSD's Covered Payroll	\$ 9,346,672	\$ 8,532,840	\$ 7,924,676	\$ 7,906,190	\$ 7,875,101	\$ 7,584,501	\$ 7,354,870	\$ 7,150,592	\$ 7,061,992	\$ 6,936,710
WLSSD's Proportionate Share of the Net Pension Liability as a Percentage of Its Covered Payroll	43.69%	70.32%	105.74%	61.04%	83.97%	78.07%	82.59%	99.19%	131.07%	88.23%
Plan Fiduciary Net Position as a Percentage of the Total Pension Liability	89.08%	83.10%	76.70%	87.00%	79.10%	80.20%	79.50%	75.90%	68.81%	78.20%

The notes to the required supplementary information are an integral part of this statement.

**WESTERN LAKE SUPERIOR SANITARY DISTRICT
DULUTH, MINNESOTA
SCHEDULE OF WLSSD CONTRIBUTIONS
DECEMBER 31, 2024**

	<u>2024</u>	<u>2023</u>	<u>2022</u>	<u>2021</u>	<u>2020</u>	<u>2019</u>	<u>2018</u>	<u>2017</u>	<u>2016</u>	<u>2015</u>
PERA										
Contractually Required Contribution	\$ 742,561	\$ 659,513	\$ 611,491	\$ 592,964	\$ 589,708	\$ 581,093	\$ 557,535	\$ 544,106	\$ 533,833	\$ 523,052
Contributions in Relation to the Contractually Required Contribution	(742,561)	(659,513)	(611,491)	(592,964)	(589,708)	(581,093)	(557,535)	(544,106)	(533,833)	(523,052)
Contribution Deficiency (Excess)	<u>\$ -</u>	<u>\$ -</u>	<u>\$ -</u>	<u>\$ -</u>	<u>\$ -</u>	<u>\$ -</u>	<u>\$ -</u>	<u>\$ -</u>	<u>\$ -</u>	<u>\$ -</u>
 WLSSD's Covered Payroll	 \$ 9,900,813	 \$ 8,793,507	 \$ 8,153,213	 \$ 7,906,187	 \$ 7,862,773	 \$ 7,747,907	 \$ 7,433,800	 \$ 7,254,747	 \$ 7,117,773	 \$ 6,974,027
Contributions as a Percentage of Covered Payroll	7.50%	7.50%	7.50%	7.50%	7.50%	7.50%	7.50%	7.50%	7.50%	7.50%

The notes to the required supplementary information are an integral part of this statement.

**WESTERN LAKE SUPERIOR SANITARY DISTRICT
DULUTH, MINNESOTA
SCHEDULE OF CHANGES IN WLSSD'S OPEB
LIABILITY, RELATED RATIOS, AND NOTES
DECEMBER 31, 2024**

	Measurement Date <u>January 1, 2024</u>	Measurement Date <u>January 1, 2023</u>	Measurement Date <u>January 1, 2022</u>	Measurement Date <u>January 1, 2021</u>	Measurement Date <u>January 1, 2020</u>	Measurement Date <u>January 1, 2019</u>	Measurement Date <u>January 1, 2018</u>
Total OPEB Liability							
Service Cost	\$ 21,407	\$ 20,783	\$ 30,758	\$ 29,862	\$ 21,387	\$ 20,764	\$ 25,132
Interest Cost	11,570	6,689	6,558	11,657	10,532	10,774	10,852
Assumption Changes	-	(28,648)	-	3,173	-	(3,436)	45,777
Differences Between Expected and Actual Experience	-	(22,287)	-	(8,851)	-	(54,529)	-
Benefit Payments	(20,742)	(24,036)	(17,629)	(13,529)	(8,124)	(38,671)	(29,346)
Net Change in Total OPEB Liability	<u>12,235</u>	<u>(47,499)</u>	<u>19,687</u>	<u>22,312</u>	<u>23,795</u>	<u>(65,098)</u>	<u>-52,415</u>
Total OPEB Liability - Beginning	278,102	325,601	305,914	283,602	259,807	324,905	272,490
Total OPEB Liability - Ending	<u>\$ 290,337</u>	<u>\$ 278,102</u>	<u>\$ 325,601</u>	<u>\$ 305,914</u>	<u>\$ 283,602</u>	<u>\$ 259,807</u>	<u>\$ 324,905</u>
Covered-Employee Payroll	\$ 8,289,695	\$ 8,048,248	\$ 7,671,328	\$ 7,447,891	\$ 7,072,878	\$ 6,866,872	\$ 6,924,798
District's OPEB Liability as a Percentage of Covered-Employee Payroll	4%	3%	4%	4%	4%	4%	5%

Note 1: WLSSD implemented GASB Statement No. 75 in 2018, and the above table will be expanded to 10 years of information as the information becomes available.

Note 2: No assets are accumulated in a trust.

**WESTERN LAKE SUPERIOR SANITARY DISTRICT
DULUTH, MINNESOTA
NOTES TO THE REQUIRED SUPPLEMENTARY INFORMATION
DECEMBER 31, 2024**

1. Defined Benefit Pension Plans – Changes in Significant Plan Provisions, Actuarial Methods, and Assumptions

The following changes were reflected in the valuation performed on behalf of the Public Employees Retirement Association for the year ended June 30:

2024

Changes in Actuarial Assumptions

- Rates of merit and seniority were adjusted, resulting in slightly higher rates.
- Assumed rates of retirement were adjusted as follows: increase the rate of assumed unreduced retirements, slight adjustments to Rule of 90 retirement rates, and slight adjustments to early retirement rates for Tier 1 and Tier 2 members.
- Minor increase in assumed withdrawals for males and females.
- Lower rates of disability.
- Continued use of Pub-2010 general mortality table with slight rate adjustments as recommended in the most recent experience study.
- Minor changes to form of payment assumptions for male and female retirees.
- Minor changes to assumptions made with respect to missing participant data.

Changes in Plan Provisions

- The workers' compensation offset for disability benefits was eliminated. The actuarial equivalent factors updated to reflect the changes in assumptions.

2023

Changes in Actuarial Assumptions

- The investment return assumption and single discount rate were changes from 6.50% to 7.00%.

Changes in Plan Provisions

- An additional one-time direct state aid contribution of \$170.1 million will be contributed to the Plan on October 1, 2023.
- The vesting period for those hired after June 30, 2010 was changed from five years of allowable service to three years of allowable service.
- The benefit increase delay for early retirements on or after January 1, 2024 was eliminated.
- A one-time, non-compounding benefit increase of 2.50% minus the actual 2024 adjustment will be payable in a lump sum for calendar year 2024 by March 31, 2024.

**WESTERN LAKE SUPERIOR SANITARY DISTRICT
DULUTH, MINNESOTA
NOTES TO THE REQUIRED SUPPLEMENTARY INFORMATION (CONTINUED)
DECEMBER 31, 2024**

1. Defined Benefit Pension Plans – Changes in Significant Plan Provisions, Actuarial Methods, and Assumptions (Continued)

2022

Changes in Actuarial Assumptions

- The mortality improvement scale was changed from Scale MP-2020 to Scale MP-2021.

Changes in Plan Provisions

- There were no changes in plan provisions since the previous valuation.

2021

Changes in Actuarial Assumptions

- The investment return and single discount rates were changed from 7.50% to 6.50% for financial reporting purposes.
- The mortality improvement scale was changed from Scale MP-2019 to Scale MP-2020.

Changes in Plan Provisions

- There were no changes in plan provisions since the previous valuation.

2020

Changes in Actuarial Assumptions

- The price inflation assumption was decreased from 2.50% to 2.25%.
- The payroll growth assumption was decreased from 3.25% to 3.00%.
- Assumed salary increase rates were changed as recommended in the June 30, 2019 experience study. The net effect is assumed rates that average 0.25% less than previous rates.
- Assumed rates of retirement were changed as recommended in the June 30, 2019 experience study. The changes result in more unreduced (normal) retirements and slightly fewer Rule of 90 and early retirements.
- Assumed rates of termination were changed as recommended in the June 30, 2019 experience study. The new rates are based on service and are generally lower than the previous rates for years 2-5 and slightly higher thereafter.
- Assumed rates of disability were changed as recommended in the June 30, 2019 experience study. The change results in fewer predicted disability retirements for males and females.
- The base mortality table for healthy annuitants and employees was changed from the RP-2014 table to the Pub-2010 General Mortality table, with adjustments. The base mortality table for disabled annuitants was changed from the RP-2014 disabled annuitant mortality table to the PUB-2010 General/Teacher disabled annuitant mortality table, with adjustments.
- The mortality improvement scale was changed from Scale MP-2018 to Scale MP-2019.

**WESTERN LAKE SUPERIOR SANITARY DISTRICT
DULUTH, MINNESOTA
NOTES TO THE REQUIRED SUPPLEMENTARY INFORMATION (CONTINUED)
DECEMBER 31, 2024**

1. Defined Benefit Pension Plans – Changes in Significant Plan Provisions, Actuarial Methods, and Assumptions (Continued)

2020 (Continued)

Changes in Actuarial Assumptions (Continued)

- The assumed spouse age difference was changed from two years older for females to one year older.
- The assumed number of married male new retirees electing the 100% Joint & Survivor option changed from 35% to 45%. The assumed number of married female new retirees electing the 100% Joint & Survivor option changed from 15% to 30%. The corresponding number of married new retirees electing the Life annuity option was adjusted accordingly.

Changes in Plan Provisions

- Augmentation for current privatized members was reduced to 2.0% for the period July 1, 2020 through December 31, 2023 and 0.0% after. Augmentation was eliminated for privatizations occurring after June 30, 2020.

2019

Changes in Actuarial Assumptions

- The mortality projection scale was changed from MP-2017 to MP-2018.

Changes in Plan Provisions

- The employer supplemental contribution was changed prospectively, decreasing from \$31.0 million to \$21.0 million per year. The State's special contribution was changed prospectively, requiring \$16.0 million due per year through 2031.

2018

Changes in Actuarial Assumptions

- The mortality projection scale was changed from MP-2015 to MP-2017.
- The assumption postretirement benefit increase was changed from 1.0% per year through 2044 and 2.5% per year thereafter to 1.25% per year.

Changes in Plan Provisions

- The augmentation adjustment in early retirement factors is eliminated over a five-year period starting July 1, 2019, resulting in actuarial equivalence after June 30, 2024.
- Interest credited on member contributions decreased from 4.0% to 3.0%, beginning July 1, 2018.
- Deferred augmentation was changed to 0.0%, effective January 1, 2019. Augmentation that has already accrued for deferred members will still apply.
- Contribution stabilizer provisions were repealed.

**WESTERN LAKE SUPERIOR SANITARY DISTRICT
DULUTH, MINNESOTA
NOTES TO THE REQUIRED SUPPLEMENTARY INFORMATION (CONTINUED)
DECEMBER 31, 2024**

1. Defined Benefit Pension Plans – Changes in Significant Plan Provisions, Actuarial Methods, and Assumptions (Continued)

2018 (Continued)

Changes in Plan Provisions (Continued)

- Postretirement benefit increases were changed from 1.0% per year with a provision to increase to 2.50% upon attainment of 90% funding ratio to 50% of the Social Security Cost of Living Adjustment, not less than 1.0% and not more than 1.50%, beginning January 1, 2019.
- For retirements on or after January 1, 2024, the first benefit increase is delayed until the retiree reaches normal retirement age; does not apply to Rule of 90 retirees, disability benefit recipients, or survivors.
- Actuarial equivalent factors were updated to reflect revised mortality and interest assumptions.

2017

Changes in Actuarial Assumptions

- The combined service annuity (CSA) loads were changed from 0.80% for active members and 60% for vested and non-vested deferred members. The revised CSA load are now 0.0% for active member liability, 15% for vested deferred member liability, and 3.0% for non-vested deferred member liability.
- The assumption postretirement benefit increase was changed from 1.0% per year through 2044 and 2.5% per year thereafter to 1.25% per year.

Changes in Plan Provisions

- The State's contribution for the Minneapolis Employees Retirement Fund equals \$16,000,000 in 2017 and 2018, and \$6,000,000 thereafter.
- The Employer Supplemental Contribution for the Minneapolis Employees Retirement Fund changed from \$21,000,000 to \$31,000,000 in calendar years 2019 to 2031. The state's contribution changed from \$16,000,000 to \$6,000,000 in calendar years 2019 to 2031.

2016

Changes in Actuarial Assumptions

- The assumed postretirement benefit increase rate was changed from 1.0% per year through 2035 and 2.5% per year thereafter to 1.0% per year for all future years.
- The assumed investment return was changed from 7.9% to 7.5%. The single discount rate was changed from 7.9% to 7.5%.
- Other assumptions were changed pursuant to the experience study dated June 30, 2015. The assumed future salary increases, payroll growth, and inflation were decreased by .25% to 3.25% for payroll growth and 2.5% for inflation.

Changes in Plan Provisions

- There have been no changes since the prior valuation.

**WESTERN LAKE SUPERIOR SANITARY DISTRICT
DULUTH, MINNESOTA
NOTES TO THE REQUIRED SUPPLEMENTARY INFORMATION (CONTINUED)
DECEMBER 31, 2024**

1. Defined Benefit Pension Plans – Changes in Significant Plan Provisions, Actuarial Methods, and Assumptions (Continued)

2015

Changes in Actuarial Assumptions

- The assumed postretirement benefit increase rate was changed from 1.00 percent per year through 2030 and 2.50 percent per year thereafter to 1.00 percent per year through 2035 and 2.50 percent per year thereafter.

Changes in Plan Provisions

- On January 1, 2015, the Minneapolis Employees Retirement Fund was merged into the General Employees Fund, which increased the total pension liability by \$1.1 billion and increase the fiduciary plan net position by \$892 million. Upon consolidation, state and employer contributions were revised; the State's contribution of \$6.0 million, which meets the special funding situation definition, was due September 2015.

2. Other Postemployment Benefits

As disclosed on the Schedule of Changes in the Total OPEB Liability, Related Ratios, and Notes, no assets have been irrevocably deposited in a trust to advance fund the employer's obligation. Therefore, the actuarial value of assets is zero.

The following changes were reflected in the valuation performed on behalf of the WLSSD's Other Postemployment Benefits plan for the year ended December 31:

2024

- There have been no changes since the prior valuation.

2023

- The health care trend rates were changed to better anticipate short term and long-term medical increases.
- The mortality tables were updated from the Pub-2010 Public Retirement Plans General Headcount-Weighted Mortality Tables with MP-2020 Generational Improvement Scale to the Pub-2010 Public Retirement Plans General Headcount-Weighted Mortality Tables with MP-2021 Generational Improvement Scale.
- The inflation rate was changed from 2.00% to 2.50%.
- The discount rate was changed from 2.00% to 4.00%.

2022

- There have been no changes since the prior valuation.

**WESTERN LAKE SUPERIOR SANITARY DISTRICT
DULUTH, MINNESOTA
NOTES TO THE REQUIRED SUPPLEMENTARY INFORMATION (CONTINUED)
DECEMBER 31, 2024**

2. Other Postemployment Benefits (Continued)

2021

- The health care trend rates were changed to better anticipate short term and long term medical increases.
- The mortality tables were updated from the RP-2014 White Collar Mortality Tables with MP-2018 Generational Improvement Scale to the Pub-2010 Public Retirement Plans General Headcount-Weighted Mortality Tables with MP-2020 Generational Improvement Scale.
- The Inflation Rate was changed from 2.50% to 2.00%.
- The Retirement and withdrawal tables were updated.
- The salary increase rates were changed from a flat 3.00% per year for all employees to rates which vary by service and contract group.
- The discount rate was changed from 3.80% to 2.00%.

2020

- There have been no changes since the prior valuation.

2019

- The health care trend rates were changed to better anticipate short term and long term medical increases.
- The mortality tables were updated from the RP-2014 White Collar Mortality Tables with MP-2016 Generational Improvement Scale to the RP-2014 White Collar Mortality Tables with MP-2018 Generational Improvement Scale.
- The discount rate was changed from 3.30% to 3.80%.

2018

- The discount rate was changed from 3.50% to 3.30%.
- The actuarial cost method was changed from projected unit credit to entry age as prescribed by GASB 75.

SUPPLEMENTARY SCHEDULES

**WESTERN LAKE SUPERIOR SANITARY DISTRICT
DULUTH, MINNESOTA
DETAILED SCHEDULE OF REVENUE COMPARED TO BUDGET
YEAR ENDED DECEMBER 31, 2024**

	2024		
		Actual	Variance
	Budget	Revenue	Favorable (Unfavorable)
Wastewater Treatment			
User Charges -			
Municipalities			
Duluth	\$ 9,997,232	\$ 10,181,471	\$ 184,239
Cloquet	1,031,173	865,140	(166,033)
Proctor	352,912	331,930	(20,982)
Hermantown	622,078	581,707	(40,371)
Scanlon	147,966	160,128	12,162
Thomson Township (Esko)	174,696	169,339	(5,357)
Carlton	125,852	138,310	12,458
Twin Lakes Township	68,920	61,480	(7,440)
Wrenshall	27,730	30,851	3,121
Thomson	9,170	10,158	988
Jay Cooke	2,462	3,158	696
North Shore	50,862	59,276	8,414
Knife River	21,331	19,642	(1,689)
Oliver	19,495	16,305	(3,190)
Rice Lake Township	57,635	51,394	(6,241)
MPCA Landfill	9,209	8,158	(1,051)
Midway	4,676	5,717	1,041
Pike Lake	87,570	75,261	(12,309)
Total Municipalities	<u>12,810,969</u>	<u>12,769,425</u>	<u>(41,544)</u>
Industries			
Sappi	13,189,080	14,416,761	1,227,681
USG	915,114	726,242	(188,872)
Specialty Minerals	179,711	168,340	(11,371)
St Paper 1, LLC	137,091	145,497	8,406
Sofidel America	2,215,099	1,429,769	(785,330)
Total Industries	<u>16,636,095</u>	<u>16,886,609</u>	<u>250,514</u>
Total Wastewater Treatment	<u>29,447,064</u>	<u>29,656,034</u>	<u>208,970</u>
User Charges - Solid Waste	7,931,035	7,386,670	(544,365)
Service Fee - Solid Waste	<u>2,780,000</u>	<u>2,879,594</u>	<u>99,594</u>
Other Revenue			
District-Wide Allocation	368,000	368,000	-
Capacity Availability Fee	500,000	555,510	55,510
Earnings on Investments	1,564,000	2,755,285	1,191,285
Operating Grants	418,038	419,739	1,701
Special Assessments	1,148,763	1,152,427	3,664
Gain on Asset Disposition	-	84,147	84,147
Capital Contributions	-	2,146,861	2,146,861
Miscellaneous	1,047,670	1,290,598	242,928
Total Other Revenue	<u>5,046,471</u>	<u>8,772,567</u>	<u>3,726,096</u>
Total Revenue	<u>\$ 45,204,570</u>	<u>\$ 48,694,865</u>	<u>\$ 3,490,295</u>

**WESTERN LAKE SUPERIOR SANITARY DISTRICT
DULUTH, MINNESOTA
DETAILED SCHEDULE OF EXPENSES COMPARED TO
BUDGET – DEPARTMENTAL LEVEL
YEAR ENDED DECEMBER 31, 2024**

	2024		Variance Favorable (Unfavorable)
	Budget	Actual Expenses	
Clean Water Production			
Salaries & Benefits	\$ 2,378,612	\$ 2,180,012	\$ 198,600
Chemicals	2,635,402	2,233,098	402,304
Other Operating Expenses	296,597	261,933	34,664
Total Clean Water Production	<u>5,310,611</u>	<u>4,675,043</u>	<u>635,568</u>
Conveyance System			
Salaries & Benefits	669,389	635,578	33,811
Electricity	1,432,243	1,364,935	67,308
Other Operating Expenses	454,023	487,093	(33,070)
Total Conveyance System	<u>2,555,655</u>	<u>2,487,606</u>	<u>68,049</u>
Biosolids			
Salaries & Benefits	746,222	685,615	60,607
Other Operating Expenses	203,477	134,033	69,444
Total Biosolids	<u>949,699</u>	<u>819,648</u>	<u>130,051</u>
Environmental Programs Wastewater			
Salaries & Benefits	247,914	223,843	24,071
Operating Expenses	139,966	69,240	70,726
Total Environmental Programs Wastewater	<u>387,880</u>	<u>293,083</u>	<u>94,797</u>
Transfer Station			
Salaries & Benefits	86,566	72,954	13,612
Solid Waste Disposal	7,121,096	6,398,332	722,764
Operating Expenses	45,000	37,091	7,909
Total Transfer Station	<u>7,252,662</u>	<u>6,508,377</u>	<u>744,285</u>
Material Recovery Center			
Salaries & Benefits	591,193	573,448	17,745
Solid Waste Disposal	423,925	460,463	(36,538)
Contract Services	268,000	264,998	3,002
Operating Expenses	71,700	62,501	9,199
Total Material Recovery Center	<u>1,354,818</u>	<u>1,361,410</u>	<u>(6,592)</u>

**WESTERN LAKE SUPERIOR SANITARY DISTRICT
DULUTH, MINNESOTA
DETAILED SCHEDULE OF EXPENSES COMPARED TO
BUDGET – DEPARTMENTAL LEVEL (CONTINUED)
YEAR ENDED DECEMBER 31, 2024**

	2024		Variance Favorable (Unfavorable)
	Budget	Actual Expenses	
Organics			
Salaries & Benefits	\$ 274,703	\$ 234,423	\$ 40,280
Operating Expenses	146,850	135,827	11,023
Total Organics	<u>421,553</u>	<u>370,250</u>	<u>51,303</u>
Household Hazardous Waste			
Salaries & Benefits	535,878	473,546	62,332
Operating Expenses	489,150	473,681	15,469
Total Household Hazardous Waste	<u>1,025,028</u>	<u>947,227</u>	<u>77,801</u>
Environmental Programs Solid Waste			
Salaries & Benefits	487,254	465,822	21,432
Operating Expenses	548,108	374,454	173,654
Total Environmental Programs Solid Waste	<u>1,035,362</u>	<u>840,276</u>	<u>195,086</u>
Business Services			
Salaries & Benefits	2,032,854	2,110,677	(77,823)
Other Postemployment Benefits	-	12,235	(12,235)
Insurance	264,900	273,899	(8,999)
Professional Services	192,300	187,865	4,435
Operating Expenses	884,234	779,681	104,553
Total Business Services	<u>3,374,288</u>	<u>3,364,357</u>	<u>9,931</u>
Mechanical Maintenance			
Salaries & Benefits	1,478,149	1,442,025	36,124
Repairs	475,000	409,166	65,834
Contracted Services	395,000	364,481	30,519
Other Operating Expenses	110,940	84,376	26,564
Total Mechanical Maintenance	<u>2,459,089</u>	<u>2,300,048</u>	<u>159,041</u>
Facilities & Utilities Maintenance			
Salaries & Benefits	586,021	452,407	133,614
Electricity	2,371,130	2,318,491	52,639
Fuels	136,265	137,219	(954)
Other Operating Expenses	264,135	240,276	23,859
Total Facilities & Utilities Maintenance	<u>3,357,551</u>	<u>3,148,393</u>	<u>209,158</u>

**WESTERN LAKE SUPERIOR SANITARY DISTRICT
DULUTH, MINNESOTA
DETAILED SCHEDULE OF EXPENSES COMPARED TO
BUDGET – DEPARTMENTAL LEVEL (CONTINUED)
YEAR ENDED DECEMBER 31, 2024**

	2024		Variance Favorable (Unfavorable)
	Budget	Actual Expenses	
Electrical Maintenance			
Salaries & Benefits	\$ 1,325,682	\$ 1,153,724	\$ 171,958
Repairs	201,000	174,379	26,621
Contracted Services	146,500	75,051	71,449
Other Operating Expenses	77,140	67,898	9,242
Total Electrical Maintenance	<u>1,750,322</u>	<u>1,471,052</u>	<u>279,270</u>
Planning & Engineering			
Salaries & Benefits	1,408,922	1,212,032	196,890
Contracted Services	2,000	1,350	650
Operating Expenses	97,950	50,998	46,952
Total Planning & Engineering	<u>1,508,872</u>	<u>1,264,380</u>	<u>244,492</u>
Management Information System			
Salaries & Benefits	734,423	706,180	28,243
Contracted Services	306,633	337,579	(30,946)
Operating Expenses	135,901	129,504	6,397
Total Management Information System	<u>1,176,957</u>	<u>1,173,263</u>	<u>3,694</u>
Lab Services			
Salaries & Benefits	971,073	949,314	21,759
Contracted Services	108,900	107,451	1,449
Operating Expenses	140,570	121,211	19,359
Total Lab Services	<u>1,220,543</u>	<u>1,177,976</u>	<u>42,567</u>
Non-Departmental			
Depreciation	10,565,572	9,170,678	1,394,894
Interest and Bond Amortization Expense	1,143,326	984,515	158,811
Other Non-Departmental	-	80,812	(80,812)
Total Non-Departmental	<u>11,708,898</u>	<u>10,236,005</u>	<u>1,472,893</u>
Total Expenses	<u>\$ 46,849,788</u>	<u>\$ 42,438,394</u>	<u>\$ 4,411,394</u>

**WESTERN LAKE SUPERIOR SANITARY DISTRICT
DULUTH, MINNESOTA
SCHEDULE OF EXPENDITURES OF FEDERAL AWARDS
YEAR ENDED DECEMBER 31, 2024**

Federal Grantor Pass-Through Agency Grant Program Title or Cluster Name	Pass-Through Identifying Numbers	Federal Assistance Listing Number	Federal Expenditures	Passed Through to Subrecipients
U.S. Environmental Protection Agency				
Passed Through Minnesota Department of Employment and Economic Development				
Clean Water State Revolving Fund				
CHP and Pre-CHP Engine Generators	MPFA-CWRF-L-018-FY23	66.458	\$ 3,313,121	\$ -
Carlton Pump Station	MPFA-CWRF-L-025-FY23	66.458	1,194,145	-
Knowlton Creek Forcemain Change Order	MPFA-CWRF-L-039-FY23	66.458	6,077	-
Thickener Improvements	MPFA-CWRF-L-041-FY23	66.458	<u>5,689,802</u>	<u>-</u>
Total U.S. Environmental Protection Agency			<u>10,203,145</u>	<u>-</u>
Total Expenditures of Federal Awards			<u>\$ 10,203,145</u>	<u>\$ -</u>

The notes to the schedule of expenditures of federal awards are an integral part of this statement.

**WESTERN LAKE SUPERIOR SANITARY DISTRICT
DULUTH, MINNESOTA
NOTES TO THE SCHEDULE OF EXPENDITURES OF FEDERAL AWARDS
YEAR ENDED DECEMBER 31, 2024**

1. Reporting Entity

The Schedule of Expenditures of Federal Awards presents the activities of federal award programs expended by the Western Lake Superior Sanitary District. WLSSD's reporting entity is defined in Note 1 to the financial statements.

2. Basis of Presentation

The accompanying Schedule of Expenditures of Federal Awards includes the federal award activity of the Western Lake Superior Sanitary District under programs of the federal government for the year ended December 31, 2024. The information in this schedule is presented in accordance with the requirements of Title 2 U.S. *Code of Federal Regulations* Part 200, *Uniform Administrative Requirements, Cost Principles, and Audit Requirements for Federal Awards* (Uniform Guidance). Because the schedule presents only a selected portion of the operations of the Western Lake Superior Sanitary District, it is not intended to and does not present the financial position, changes in net position, or cash flows of the Western Lake Superior Sanitary District.

3. Summary of Significant Accounting Policies

Expenditures reported on the Schedule are reported on the accrual basis of accounting. Such expenditures are recognized following the cost principles contained in the Uniform Guidance, wherein certain types of expenditures are not allowable or are limited as to reimbursement. Negative amounts, if any, shown on the Schedule represent adjustments or credits made in the normal course of business to amounts reported as expenditures in prior years. WLSSD has elected to not use the 10% de minimis indirect cost rate allowed under the Uniform Guidance.

4. Reconciliation to Comparative Statement of Revenues, Expenses, and Changes in Net Position and the Schedule of Expenditures of Federal Awards.

Expenditures under Assistance Listing No. 66.458 are capitalized in capital assets on the financial statements. The funding received under this program is federal grant funding shown as additions to the long-term debt payable. Other federal grants are reported as intergovernmental grants or federal contributions.

**WESTERN LAKE SUPERIOR SANITARY DISTRICT
DULUTH, MINNESOTA
NOTES TO THE SCHEDULE OF EXPENDITURES OF FEDERAL AWARDS (CONTINUED)
YEAR ENDED DECEMBER 31, 2024**

4. Reconciliation to Comparative Statement of Revenues, Expenses, and Changes in Net Position and the Schedule of Expenditures of Federal Awards (Continued)

Nonoperating Revenues: Intergovernmental Grants	\$ 419,739
Less: State Portion of Intergovernmental Grants	(419,739)
	-
Federal Portion of Intergovernmental Grants	-
Public Facility Authority Loans	10,203,145
	10,203,145
Expenditures Per Schedule of Expenditures of Federal Awards	\$ 10,203,145
Reconciliation of Proceeds from Notes:	
Expenditures Per Schedule of Expenditures of Federal Awards	\$ 10,203,145
Current Year Expenses Not Received	(2,855,773)
Proceeds from Notes from Prior Year Expenses	2,667,553
	2,667,553
Total Current Year Proceeds from Notes	\$ 10,014,925

STATISTICAL SECTION
(Last Ten Fiscal Years)
(Unaudited)

**WESTERN LAKE SUPERIOR SANITARY DISTRICT
DULUTH, MINNESOTA
STATISTICAL SECTION**

This part of Western Lake Superior Sanitary District's annual comprehensive financial report presents detailed information as a context for understanding what the information in the financial statements, note disclosures, and required supplementary information says about WLSSD's overall financial health.

Contents

Financial Trends – Pages 74-78

These schedules contain trend information to help the reader understand how WLSSD's financial performance and well-being have changed over time.

Revenue Capacity – Pages 79-84

These schedules contain information to help the reader assess WLSSD's revenue sources for both wastewater and solid waste generators.

Debt Capacity – Pages 85-88

These schedules contain information to help the reader assess the affordability of WLSSD's current levels of outstanding debt and its ability to issue additional debt in the future.

Demographic and Economic Information – Pages 89-90

These schedules contain demographic and economic indicators to help the reader understand the environment within which WLSSD's financial activities take place.

Operating Information – Pages 91-93

These schedules contain service and infrastructure data to help the reader understand how the information in WLSSD's financial report relates to the services WLSSD provides and the activities it performs.

Sources: Unless otherwise noted, the information in these schedules is derived from the annual comprehensive financial reports for the relevant year.

**WESTERN LAKE SUPERIOR SANITARY DISTRICT
DULUTH, MINNESOTA
FINANCIAL TRENDS
NET POSITION BY COMPONENT
LAST TEN FISCAL YEARS**

	2024	2023	2022	2021	2020	2019	2018	2017	2016	2015
Primary Government										
Net Investment in Capital Assets	\$ 65,231,640	\$ 57,961,513	\$ 52,507,734	\$ 49,956,743	\$ 49,950,104	\$ 49,064,740	\$ 47,992,524	\$ 48,967,570	\$ 44,836,109	\$ 47,270,315
Restricted	34,708,583	31,312,344	28,129,718	27,319,007	24,850,375	22,685,349	20,429,722	19,491,242	18,940,444	16,442,502
Unrestricted	20,568,964	24,978,859	24,241,987	24,753,728	23,130,905	22,290,407	20,497,392	17,039,391	18,719,326	14,456,522
Total Primary Government Net Position	<u>\$ 120,509,187</u>	<u>\$ 114,252,716</u>	<u>\$ 104,879,439</u>	<u>\$ 102,029,478</u>	<u>\$ 97,931,384</u>	<u>\$ 94,040,496</u>	<u>\$ 88,919,638</u>	<u>\$ 85,498,203</u>	<u>\$ 82,495,879</u>	<u>\$ 78,169,339</u>

Source: Finance Department Western Lake Superior Sanitary District

(Unaudited)

**WESTERN LAKE SUPERIOR SANITARY DISTRICT
DULUTH, MINNESOTA
FINANCIAL TRENDS
CHANGES IN NET POSITION
LAST TEN FISCAL YEARS**

	2024	2023	2022	2021	2020	2019	2018	2017	2016	2015
Operating Revenues	\$ 42,136,406	\$ 42,192,619	\$ 39,963,705	\$ 38,453,940	\$ 37,966,784	\$ 38,253,936	\$ 36,824,029	\$ 36,006,457	\$ 36,190,268	\$ 36,127,907
Operating Expenses	41,453,879	40,935,745	39,400,780	35,419,528	36,924,712	36,279,101	35,227,114	34,367,185	34,360,782	33,007,154
Operating Income	682,527	1,256,874	562,925	3,034,412	1,042,072	1,974,835	1,596,915	1,639,272	1,829,486	3,120,753
Total Nonoperating Revenues/(Expenses)	3,427,083	3,593,436	1,468,926	919,783	1,413,085	1,922,775	1,475,280	1,026,976	839,987	575,120
Income/(Loss) before Capital Contributions	4,109,610	4,850,310	2,031,851	3,954,195	2,455,157	3,897,610	3,072,195	2,666,248	2,669,473	3,695,873
Capital Contributions	2,146,861	4,522,967	818,110	143,899	1,435,731	1,223,248	349,240	336,076	1,657,067	6,613,299
Change in Net Position	\$ 6,256,471	\$ 9,373,277	\$ 2,849,961	\$ 4,098,094	\$ 3,890,888	\$ 5,120,858	\$ 3,421,435	\$ 3,002,324	\$ 4,326,540	\$ 10,309,172

(Unaudited)

Source: Finance Department Western Lake Superior Sanitary District

**WESTERN LAKE SUPERIOR SANITARY DISTRICT
DULUTH, MINNESOTA
FINANCIAL TRENDS
OPERATING REVENUES BY SOURCE/USER
LAST TEN FISCAL YEARS**

	2024	2023	2022	2021	2020	2019	2018	2017	2016	2015
User Charges - Municipals	\$ 12,769,425	\$ 12,706,109	\$ 12,301,359	\$ 11,777,530	\$ 11,740,835	\$ 11,772,789	\$ 11,220,492	\$ 11,189,619	\$ 11,044,313	\$ 10,821,814
User Charges - Industries	16,886,609	16,927,831	16,327,783	15,703,424	15,735,905	16,001,484	15,565,523	15,229,129	15,659,865	15,975,134
User Charges - Solid Waste	7,386,670	7,369,216	6,141,508	5,976,171	5,673,387	5,702,297	5,585,909	5,473,131	5,307,961	5,164,712
Service Fee - Solid Waste	2,879,594	2,905,805	2,865,384	2,752,929	2,587,586	2,648,079	2,638,047	2,568,132	2,513,802	2,394,847
District-Wide Allocation	368,000	355,001	355,001	355,002	355,001	355,001	354,999	354,998	354,998	355,001
Capacity availability charges	555,510	616,377	632,302	542,352	528,092	714,438	471,143	362,374	424,504	603,542
Other Revenue	1,290,598	1,312,280	1,340,368	1,346,532	1,345,978	1,059,848	987,916	829,074	884,825	812,857
TOTAL REVENUES	\$ 42,136,406	\$ 42,192,619	\$ 39,963,705	\$ 38,453,940	\$ 37,966,784	\$ 38,253,936	\$ 36,824,029	\$ 36,006,457	\$ 36,190,268	\$ 36,127,907
WASTEWATER TREATMENT REVENUES										
City of Duluth	\$ 10,181,471	\$ 10,090,618	\$ 9,860,240	\$ 9,498,785	\$ 9,457,125	\$ 9,275,062	\$ 8,881,800	\$ 8,854,932	\$ 8,838,483	\$ 8,703,174
City of Cloquet	865,140	944,289	881,815	816,609	866,857	984,427	873,786	895,054	852,182	804,499
City of Proctor	331,930	343,510	314,835	304,908	309,293	322,799	359,284	336,941	288,120	285,693
City of Hermantown	581,707	557,643	534,782	504,199	458,868	493,274	461,668	430,969	433,729	413,498
City of Scanlon	160,128	131,882	120,311	101,917	105,459	123,707	107,780	119,565	103,064	98,257
Thomson Township (Esko)	169,339	163,189	154,856	142,403	144,175	138,209	130,222	132,220	124,094	119,472
City of Carlton	138,310	129,465	118,670	111,976	121,297	116,786	106,784	111,426	95,485	103,128
Twin Lakes Township	61,480	58,038	57,737	51,637	42,950	70,663	74,570	68,963	76,381	72,653
City of Wrenshall	30,851	28,040	25,279	21,881	22,012	23,372	16,856	23,671	19,155	18,123
City of Thomson	10,158	8,778	8,454	7,893	7,989	9,004	7,363	8,516	7,960	8,158
Jay Cooke State Park	3,158	3,290	3,198	3,093	4,626	3,549	4,098	4,177	4,411	4,031
North Shore	59,276	57,279	47,650	47,208	43,245	44,549	41,959	43,768	39,971	37,768
Knife River	19,642	22,140	19,189	17,645	16,021	15,862	15,026	15,713	15,161	16,110
Oliver	16,305	16,192	15,297	14,804	16,677	16,798	16,577	16,422	16,512	15,504
Pike Lake	75,261	79,833	76,009	69,099	61,114	67,458	60,379	60,621	56,509	54,418
Rice Lake Township	51,394	57,505	47,729	47,630	47,609	52,323	47,365	48,247	46,355	43,254
MPCA Landfill	8,158	8,384	9,568	10,016	10,673	10,349	10,381	13,964	20,050	19,027
Midway	5,717	6,034	5,740	5,827	4,845	4,598	4,594	4,450	6,691	5,047
Sappi	14,416,761	13,329,476	13,969,161	13,850,195	12,305,970	11,873,947	11,254,946	10,211,714	10,797,398	11,320,770
Georgia Pacific	-	-	-	-	-	-	-	-	450,031	75,303
Specialty Minerals	168,340	160,487	185,412	163,996	189,411	225,320	246,412	432,453	314,281	306,127
USG	726,242	1,003,369	957,431	631,343	574,893	539,897	505,893	482,540	447,148	434,128
Verso Duluth Mill	-	-	-	383,627	2,665,631	3,362,320	3,558,272	4,102,422	3,651,007	3,838,806
ST Paper I	145,497	2,434,499	1,215,779	674,263	-	-	-	-	-	-
Sofidel America	1,429,769	-	-	-	-	-	-	-	-	-
TOTAL	\$ 29,656,034	\$ 29,633,940	\$ 28,629,142	\$ 27,480,954	\$ 27,476,740	\$ 27,774,273	\$ 26,786,015	\$ 26,418,748	\$ 26,704,178	\$ 26,796,948

(Unaudited)

Source: Finance Department Western Lake Superior Sanitary District

**WESTERN LAKE SUPERIOR SANITARY DISTRICT
DULUTH, MINNESOTA
FINANCIAL TRENDS
OPERATING EXPENSES BY FUNCTION/OBJECT
LAST TEN FISCAL YEARS**

	OPERATING EXPENSES BY FUNCTION									
	2024	2023	2022	2021	2020	2019	2018	2017	2016	2015
Clean Water Production	\$ 4,675,043	\$ 4,883,303	\$ 6,827,939	\$ 5,775,307	\$ 5,585,144	\$ 5,624,787	\$ 5,390,151	\$ 6,034,230	\$ 6,024,619	\$ 6,229,601
Biosolids	819,648	883,677	941,477	871,920	867,837	879,653	846,200	851,294	813,721	810,664
Conveyance System	2,487,606	2,426,977	2,283,049	1,952,558	1,838,597	1,634,106	1,926,426	2,013,248	1,880,632	1,711,154
Maintenance	6,919,493	6,289,655	3,535,695	3,216,305	3,581,010	3,449,313	3,704,341	3,587,510	3,188,980	3,153,255
Environmental Programs Wastewater	293,083	304,629	272,087	191,793	200,737	260,645	270,960	260,184	266,978	258,335
Transfer Station	6,508,377	6,406,828	5,791,642	5,083,857	4,864,424	4,881,769	4,805,257	4,708,137	4,642,832	4,466,327
Material Recovery Center	1,361,410	1,330,746	1,242,624	1,192,279	1,079,144	1,105,830	1,066,107	993,432	989,395	802,163
Organics	370,250	393,139	349,464	302,775	311,161	316,111	321,619	322,505	317,062	299,788
Household Hazardous Waste	947,227	951,770	933,446	896,541	915,570	799,000	862,273	845,569	806,455	794,486
Environmental Programs Solid Waste	840,276	862,986	759,497	724,677	746,396	788,127	705,837	709,284	800,364	722,763
Environmental Programs Grants	-	-	-	-	-	-	44,475	-	-	1,550
Business Services	3,364,357	3,299,303	3,051,879	2,720,053	2,694,738	2,613,191	2,557,670	2,430,872	2,539,976	2,370,284
Planning & Engineering	1,264,380	1,209,918	1,193,989	1,028,334	999,737	992,478	1,040,360	983,224	956,507	957,315
Management Information	1,173,263	1,050,144	919,895	860,148	895,145	748,936	729,184	715,643	635,171	548,925
Lab Services	1,177,976	1,112,299	1,030,333	852,259	1,091,346	939,240	884,172	885,881	1,004,712	827,145
Non-Departmental	9,251,490	9,530,371	10,267,764	9,750,722	11,253,726	11,245,915	10,072,082	9,578,370	9,483,767	9,258,381
TOTAL OPERATING EXPENSES	\$ 41,453,879	\$ 40,935,745	\$ 39,400,780	\$ 35,419,528	\$ 36,924,712	\$ 36,279,101	\$ 35,227,114	\$ 34,919,383	\$ 34,351,171	\$ 33,212,136

	OPERATING EXPENSES BY OBJECT									
Salaries & Wages	\$ 9,827,468	\$ 8,788,123	\$ 8,110,090	\$ 7,803,810	\$ 8,087,366	\$ 7,672,148	\$ 7,350,891	\$ 7,194,814	\$ 7,071,240	\$ 6,903,556
Fringe Benefits	3,744,128	4,260,649	4,058,208	2,954,147	3,188,270	3,387,251	2,957,164	3,488,123	3,657,383	3,175,454
Other Postemployment Benefits	12,235	(47,499)	19,687	22,312	23,795	(65,098)	52,415	8,074	19,534	21,122
Utilities	4,537,892	4,195,153	4,541,586	3,489,792	3,010,477	3,085,486	3,459,444	3,464,940	3,541,246	3,505,714
Chemicals	2,237,508	2,231,246	1,780,403	1,534,058	1,591,535	1,547,507	1,226,341	1,056,996	1,344,749	1,499,679
Repairs	906,862	960,032	728,359	773,203	904,116	752,795	1,064,553	921,948	890,618	866,524
Supplies	517,449	558,153	444,382	413,610	452,790	415,100	454,565	411,641	439,478	478,009
Contract Services	1,817,501	2,028,967	1,950,584	1,939,845	2,012,430	1,809,851	2,168,394	2,033,056	1,784,494	1,535,534
Solid Waste Disposal	6,862,285	6,771,480	6,013,199	5,376,892	5,114,330	5,076,941	5,007,245	4,912,086	4,830,222	4,638,046
Other	1,819,873	1,703,852	1,586,496	1,364,363	1,286,881	1,726,617	1,461,721	1,297,137	1,298,051	1,125,135
Subtotal Expenses Before Depreciation	32,283,201	31,450,156	29,232,994	25,672,032	25,671,990	25,408,598	25,202,733	24,788,815	24,877,015	23,748,773
Depreciation/Amortization	9,170,678	9,485,589	10,167,786	9,747,496	11,252,722	10,870,503	10,024,381	9,578,370	9,483,767	9,258,381
TOTAL OPERATING EXPENSES	\$ 41,453,879	\$ 40,935,745	\$ 39,400,780	\$ 35,419,528	\$ 36,924,712	\$ 36,279,101	\$ 35,227,114	\$ 34,367,185	\$ 34,360,782	\$ 33,007,154

(Unaudited)

Source: Finance Department Western Lake Superior Sanitary District

**WESTERN LAKE SUPERIOR SANITARY DISTRICT
DULUTH, MINNESOTA
FINANCIAL TRENDS
NONOPERATING REVENUES AND EXPENSES
LAST TEN FISCAL YEARS**

	2024	2023	2022	2021	2020	2019	2018	2017	2016	2015
Earnings on Investments	\$ 2,755,285	\$ 2,303,896	\$ 440,546	\$ 22,779	\$ 542,300	\$ 923,647	\$ 600,878	\$ 294,140	\$ 156,954	\$ 83,444
Gain/(Loss) on Sale of Capital Assets	84,147	(11,283)	28,434	1,125	-	14,352	14,130	5,181	2,550	19,863
Operating Grants	419,739	363,330	435,125	379,230	375,602	374,984	390,401	395,190	420,717	406,338
Special Assessments	1,152,427	1,145,720	1,152,978	1,138,349	1,212,482	1,134,952	1,130,463	1,105,907	1,100,263	1,108,655
Interest Expense (1)	(984,515)	(808,227)	(588,157)	(621,700)	(717,299)	(525,160)	(660,592)	(772,579)	(840,497)	(1,042,621)
Other Revenues	-	600,000	-	-	-	-	-	-	-	-
Total Nonoperating Revenues/(Expenses)	\$ 3,427,083	\$ 3,593,436	\$ 1,468,926	\$ 919,783	\$ 1,413,085	\$ 1,922,775	\$ 1,475,280	\$ 1,027,839	\$ 839,987	\$ 575,679

(Unaudited)

(1) - Net of capitalized amounts

Source: Finance Department Western Lake Superior Sanitary District

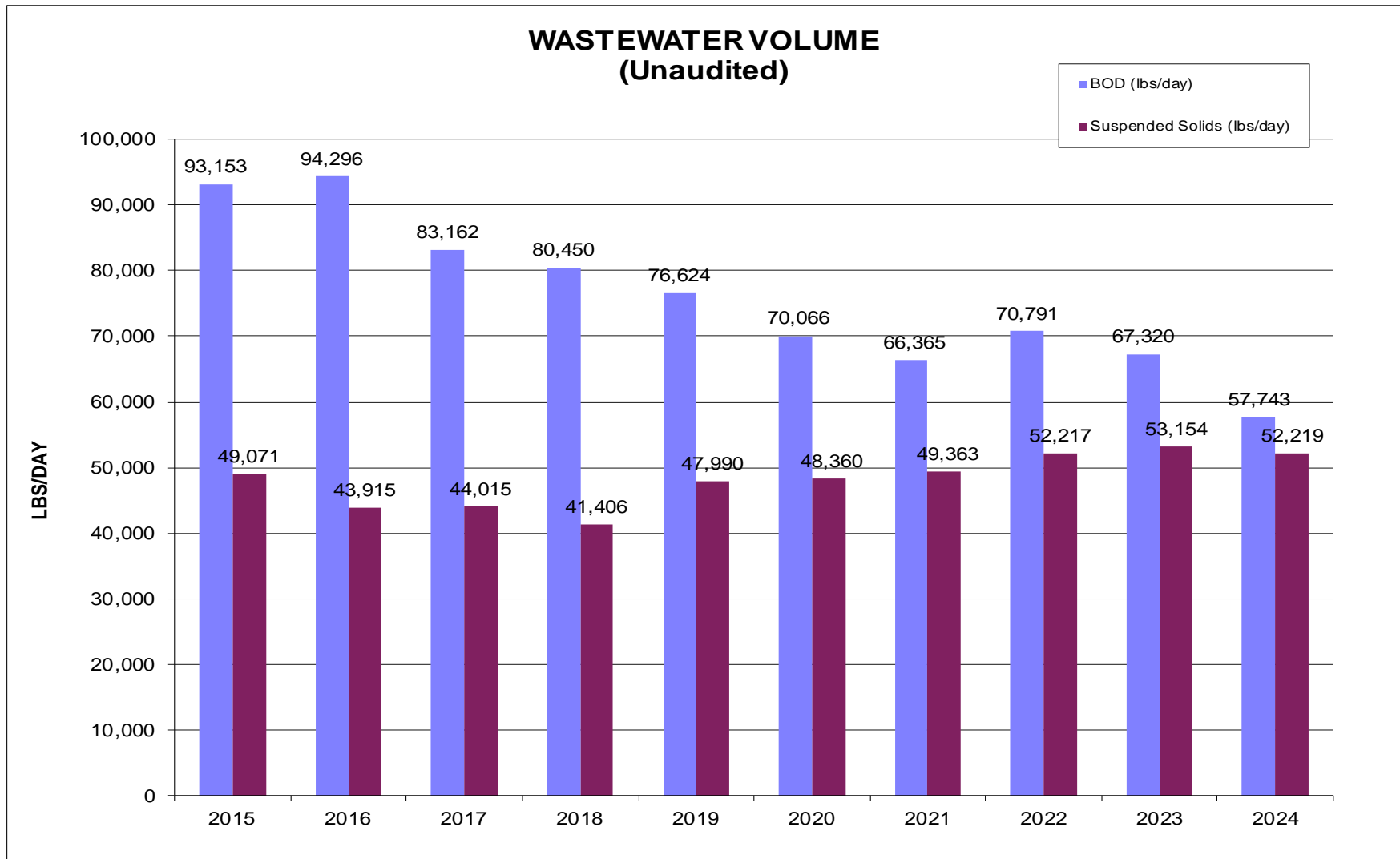
**WESTERN LAKE SUPERIOR SANITARY DISTRICT
DULUTH, MINNESOTA
REVENUE CAPACITY WASTEWATER OPERATIONS
TOTAL WASTEWATER TREATED BY BILLING PARAMETERS
LAST TEN FISCAL YEARS**

	2024	2023	2022	2021	2020	2019	2018	2017	2016	2015
MUNICIPALITIES										
Flow (million gal/day)	14.77	16.43	15.13	12.69	13.83	16.78	14.21	16.83	15.88	15.19
BOD (lbs/day)	16,517	16,508	18,000	18,065	18,264	17,251	18,116	17,646	17,573	18,072
Suspended Solids (lbs/day)	23,389	22,996	23,039	23,765	23,869	22,598	21,289	21,182	22,002	22,330
INDUSTRIES										
Flow (million gal/day)	19.73	19.97	18.59	19.24	19.27	20.91	21.61	21.60	21.08	21.32
BOD (lbs/day)	41,226	50,812	52,791	48,300	51,802	59,373	62,334	65,516	76,723	75,081
Suspended Solids (lbs/day)	28,830	30,158	29,178	25,598	24,491	25,392	20,117	22,833	21,913	26,741
TOTAL WASTEWATER										
Flow (million gal/day)	34.51	36.41	33.73	31.93	33.09	37.69	35.82	38.43	36.96	36.51
BOD (lbs/day)	57,743	67,320	70,791	66,365	70,066	76,624	80,450	83,162	94,296	93,153
Suspended Solids (lbs/day)	52,219	53,154	52,217	49,363	48,360	47,990	41,406	44,015	43,915	49,071

Source: Finance Department Western Lake Superior Sanitary District

(Unaudited)

**WESTERN LAKE SUPERIOR SANITARY DISTRICT
DULUTH, MINNESOTA
WASTEWATER VOLUME
LAST TEN FISCAL YEARS**



Source: Finance Department Western Lake Superior Sanitary District

**WESTERN LAKE SUPERIOR SANITARY DISTRICT
DULUTH, MINNESOTA
REVENUE CAPACITY WASTEWATER OPERATIONS
OPERATIONS AND MAINTENANCE UNIT COSTS
LAST TEN FISCAL YEARS**

	2024	2023	2022	2021	2020	2019	2018	2017	2016	2015
Flow (cost/1000gal)	\$ 0.7215	\$ 0.7038	\$ 0.7296	\$ 0.6968	\$ 0.6232	\$ 0.5558	\$ 0.5759	\$ 0.5338	\$ 0.5472	\$ 0.5717
Excess Flow (cost/1000 gal)	\$ 0.0190	\$ 0.0225	\$ 0.0226	\$ 0.0317	\$ 0.0251	\$ 0.0265	\$ 0.0199	\$ 0.0193	\$ 0.0193	\$ 0.0243
BOD (cost/lb)	\$ 0.2546	\$ 0.2206	\$ 0.1991	\$ 0.2155	\$ 0.1987	\$ 0.1847	\$ 0.1625	\$ 0.1557	\$ 0.1432	\$ 0.1509
Suspended Solids (cost/lb)	\$ 0.2762	\$ 0.2769	\$ 0.2673	\$ 0.2903	\$ 0.2884	\$ 0.2951	\$ 0.3120	\$ 0.2930	\$ 0.3026	\$ 0.2777
Domestic Equivalent (Cost/1000gal)	\$ 2.09	\$ 2.01	\$ 1.99	\$ 2.02	\$ 1.95	\$ 1.87	\$ 1.88	\$ 1.78	\$ 1.78	\$ 1.77

(Unaudited)

Source: Finance Department Western Lake Superior Sanitary District

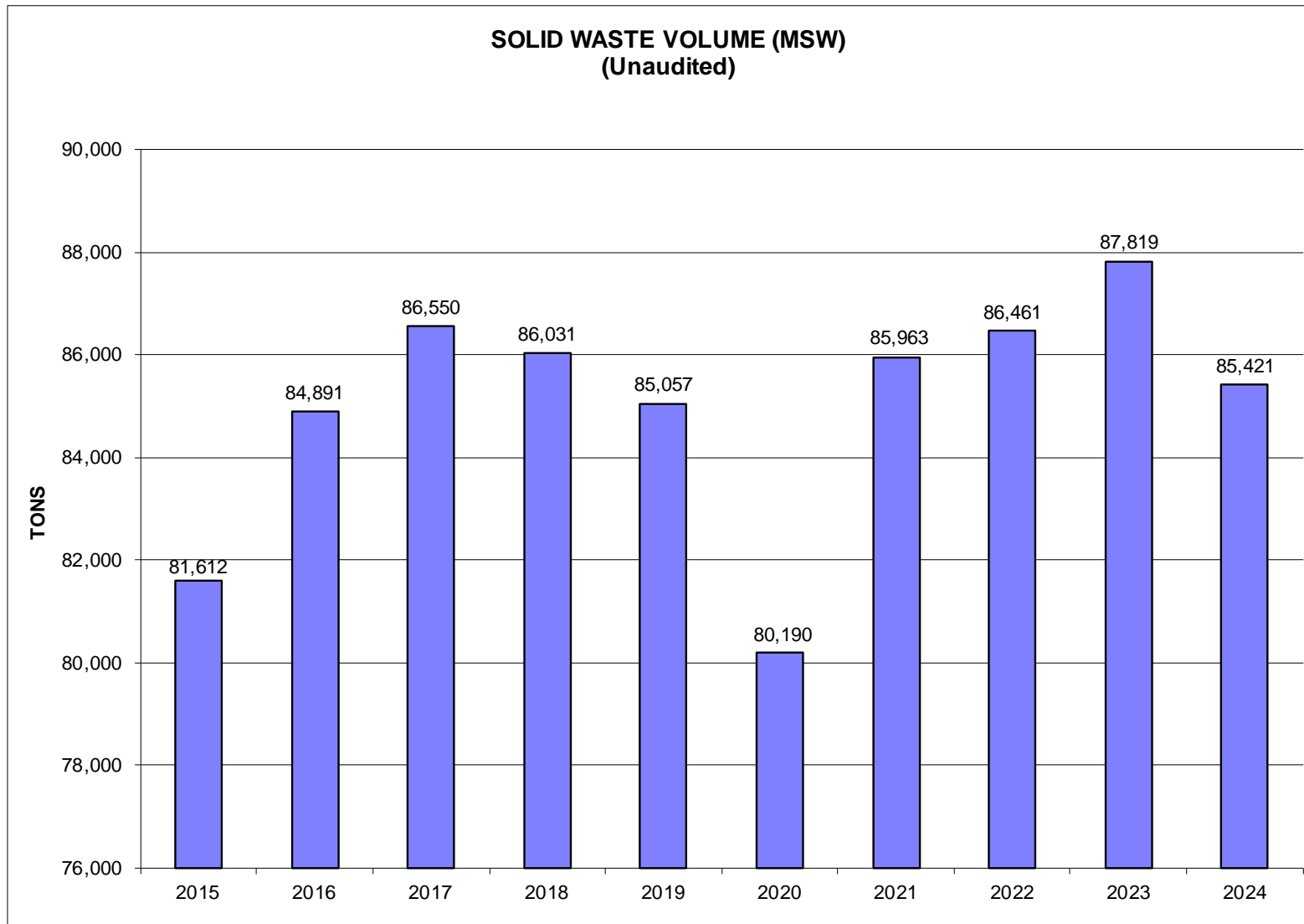
**WESTERN LAKE SUPERIOR SANITARY DISTRICT
DULUTH, MINNESOTA
REVENUE CAPACITY SOLID WASTE OPERATION
SOLID WASTE VOLUME (MSW) AND TIPPING FEE
LAST TEN FISCAL YEARS**

<u>VOLUME (Tons)</u>	2024	2023	2022	2021	2020	2019	2018	2017	2016	2015
District (St. Louis County)	56,814	57,898	56,291	51,139	47,847	48,387	47,761	48,184	53,609	51,600
Carlton County	12,499	14,280	15,569	14,754	13,130	15,024	15,332	15,187	14,617	13,684
Itasca County	-	-	-	-	-	-	-	-	499	-
Lake County	5,604	5,493	5,533	6,638	6,906	7,014	6,935	7,017	6,961	6,334
Cook County	3,370	4,664	3,180	3,196	3,086	3,606	3,466	3,479	3,249	3,096
City of Superior	7,134	5,484	5,888	10,236	9,221	11,026	12,537	12,683	5,956	6,898
TOTAL VOLUME	85,421	87,819	86,461	85,963	80,190	85,057	86,031	86,550	84,891	81,612
Tipping Fee (Per Ton)										
Transfer Station	\$ 68.14	\$ 66.72	\$ 63.08	\$ 50.59	\$ 50.17	\$ 49.43	\$ 49.30	\$ 48.55	\$ 48.02	\$ 48.23

Source: Finance Department Western Lake Superior Sanitary District

(Unaudited)

**WESTERN LAKE SUPERIOR SANITARY DISTRICT
DULUTH, MINNESOTA
SOLID WASTE VOLUME (MSW)
LAST TEN FISCAL YEARS**



Source: Finance Department Western Lake Superior Sanitary District

**WESTERN LAKE SUPERIOR SANITARY DISTRICT
DULUTH, MINNESOTA
PRINCIPAL REVENUE PAYERS
CURRENT YEAR AND NINE YEARS AGO**

Customer	Fiscal Year 2024		Fiscal Year 2015	
	Amount	%	Amount	%
City of Duluth	\$ 10,181,471	24.16%	\$ 8,703,174	24.09%
Sappi Cloquet LLC	14,416,761	34.21%	11,320,770	31.34%
Verso Duluth Mill			3,838,806	10.63%
St Paper 1	145,497	0.35%		
Sofidel America	1,429,769	3.39%		
Hartel's	3,621,698	8.60%		
Waste Management	<u>3,567,675</u>	8.47%	<u>1,422,862</u>	3.94%
Subtotal	33,362,871	79.18%	25,285,612	69.99%
Balance from Other Customers	<u>8,773,535</u>	20.82%	<u>10,842,295</u>	30.01%
Grand Total User Charges	<u><u>\$ 42,136,406</u></u>	100.00%	<u><u>\$ 36,127,907</u></u>	100.00%

Source: Finance Department Western Lake Superior Sanitary District

(Unaudited)

**WESTERN LAKE SUPERIOR SANITARY DISTRICT
DULUTH, MINNESOTA
DEBT ACTIVITY
RATIO OF OUTSTANDING DEBT BY TYPE
LAST TEN FISCAL YEARS**

FISCAL YEAR	GENERAL OBLIGATION BONDS	NOTES FROM DIRECT BORROWINGS	LEASE LIABILITY	SUBSCRIPTION BASED INFORMATION TECHNOLOGY LIABILITY	UNAMORTIZED PREMIUM	UNAMORTIZED DISCOUNT	TOTAL DEBT	PER CAPITA	AS A SHARE OF PERSONAL INCOME
2015	\$ 20,735,000	\$ 29,081,151	\$ -	\$ -	\$ 37,869	\$ (22,574)	\$ 49,831,446	\$ 362	0.96%
2016	16,570,000	33,415,388	-	-	27,771	(14,145)	49,999,014	361	0.87%
2017	12,240,000	32,762,796	-	-	27,771	(14,145)	45,016,422	325	0.77%
2018	8,270,000	38,421,524	-	-	17,672	(7,979)	46,701,217	337	0.77%
2019	4,475,000	48,716,689	-	-	7,574	(3,791)	53,195,472	382	0.83%
2020	1,495,000	50,948,479	-	-	-	(1,463)	52,442,016	376	0.79%
2021	390,000	49,417,016	-	-	-	(327)	49,806,689	358	0.72%
2022	-	51,385,077	203,397	-	-	-	51,588,474	371	0.69%
2023	-	61,940,975	122,425	2,171,648	-	-	64,235,048	455	0.83%
2024	-	64,437,900	78,630	1,957,659	-	-	66,474,189	472	0.82%

Source: Finance Department Western Lake Superior Sanitary District

(Unaudited)

**WESTERN LAKE SUPERIOR SANITARY DISTRICT
DULUTH, MINNESOTA
DEBT ACTIVITY
NET TAX CAPACITY AND ESTIMATED ACTUAL VALUE OF TAXABLE PROPERTY
LAST TEN FISCAL YEARS**

FISCAL YEAR	REAL PROPERTY		PERSONAL PROPERTY		TOTAL	
	NET TAX CAPACITY	ESTIMATED MARKET VALUE	NET TAX CAPACITY	ESTIMATED MARKET VALUE	NET TAX CAPACITY	ESTIMATED MARKET VALUE
2015	\$ 108,497,319	\$ 9,979,669,500	\$ 6,254,074	\$ 327,931,100	\$ 114,751,393	\$ 10,307,600,600
2016	112,289,003	10,253,508,300	6,297,512	331,781,300	118,586,515	10,585,289,600
2017	119,520,494	10,872,660,000	6,704,285	351,925,250	126,224,779	11,224,585,250
2018	126,958,052	11,448,399,200	6,711,687	352,804,450	133,669,739	11,801,203,650
2019	136,084,406	12,034,542,490	6,262,163	332,379,500	142,346,569	12,366,921,990
2020	140,510,678	12,595,214,100	6,472,263	343,293,200	146,982,941	12,938,507,300
2021	147,797,856	13,212,693,800	5,439,456	299,388,500	153,237,312	13,512,082,300
2022	171,978,891	15,325,240,172	7,132,543	385,083,200	179,111,434	15,710,323,372
2023	186,938,059	16,631,358,311	7,239,367	391,116,500	194,177,426	17,022,474,811
2024	201,106,110	18,080,054,500	7,829,713	427,756,900	208,935,823	18,507,811,400

Source: St. Louis County and Carlton County Auditors' Office

(Unaudited)

**WESTERN LAKE SUPERIOR SANITARY DISTRICT
DULUTH, MINNESOTA
DEBT ACTIVITY
NET GENERAL BONDED DEBT RATIOS
LAST TEN FISCAL YEARS**

	POPULATION	NET TAX CAPACITY	GROSS BONDED DEBT	DEBT SERVICE FUNDS AVAILABLE	NET BONDED DEBT	RATIO OF NET BONDED DEBT TO NET TAX CAPACITY	NET BONDED DEBT PER CAPITA	RATIO OF NET BONDED DEBT TO ESTIMATED MARKET VALUE
2015	138,245	\$ 114,751,393	\$ 49,816,151	\$ 14,409,109	\$ 35,407,042	30.86%	\$ 256.12	0.34%
2016	138,492	118,586,515	49,985,388	15,706,049	34,279,339	28.91%	247.52	0.32%
2017	138,536	126,224,779	45,016,422	16,389,100	28,627,322	22.68%	206.64	0.26%
2018	138,735	133,669,739	46,701,217	17,667,918	29,033,299	21.72%	209.27	0.25%
2019	139,302	142,346,569	53,195,472	18,502,801	34,692,671	24.37%	249.05	0.28%
2020	139,302	146,982,941	52,442,016	19,247,097	33,194,919	22.58%	238.29	0.26%
2021	139,302	153,237,312	49,806,689	20,720,001	29,086,688	18.98%	208.80	0.22%
2022	138,954	179,111,434	51,588,474	23,109,984	28,478,490	15.90%	204.95	0.18%
2023	141,164	194,177,426	64,235,048	25,221,882	39,013,166	20.09%	276.37	0.23%
2024	140,777	208,935,823	66,474,189	27,197,393	39,276,796	18.80%	279.00	0.21%

Source: Finance Department Western Lake Superior Sanitary District

(Unaudited)

**WESTERN LAKE SUPERIOR SANITARY DISTRICT
DULUTH, MINNESOTA
DEBT ACTIVITY
PLEDGED REVENUE COVERAGE
LAST TEN FISCAL YEARS**

FISCAL YEAR	GROSS REVENUE	DIRECT OPERATING EXPENSES(1)	NET REVENUE AVAILABLE FOR DEBT SERVICE	DEBT SERVICE REQUIREMENTS			COVERAGE
				PRINCIPAL	INTEREST	TOTAL	
2015	\$ 37,746,207	\$ 23,748,773	\$ 13,997,434	\$ 8,871,950	\$ 1,052,390	\$ 9,924,340	141%
2016	37,870,752	24,877,015	12,993,737	8,917,766	937,413	9,855,179	132%
2017	37,806,875	24,788,815	13,018,060	7,376,317	815,661	8,191,978	159%
2018	38,959,901	25,155,032	13,804,869	7,219,000	719,677	7,938,677	174%
2019	40,701,871	25,033,186	15,668,685	7,840,494	674,998	8,515,492	184%
2020	40,097,168	25,670,986	14,426,182	7,741,774	701,857	8,443,631	171%
2021	39,995,423	25,672,032	14,323,391	6,413,786	643,269	7,057,055	203%
2022	42,020,788	29,232,994	12,787,794	5,664,507	588,102	6,252,609	205%
2023	45,994,282	31,450,156	14,544,126	6,543,699	808,227	7,351,926	198%
2024	46,548,004	32,283,201	14,264,803	7,518,000	888,344	8,406,344	170%

(Unaudited)

(1) Depreciation and amortization expenses have been excluded.
Source: Finance Department Western Lake Superior Sanitary District

**WESTERN LAKE SUPERIOR SANITARY DISTRICT
DULUTH, MINNESOTA
DEMOGRAPHIC AND ECONOMIC INFORMATION
DEMOGRAPHIC AND ECONOMIC STATISTICS
LAST TEN FISCAL YEARS**

FISCAL YEAR	POPULATION (1)	PERSONAL INCOME	PER CAPITA PERSONAL INCOME (2)		UNEMPLOYMENT RATE (3)	
					LOCAL	STATE
2015	138,248	\$ 5,228,815,856	\$	37,822	5.50%	3.70%
2016	138,492	5,750,603,316		41,523	5.60%	4.10%
2017	138,536	5,798,701,252		41,857	4.30%	3.30%
2018	138,735	6,033,862,620		43,492	3.90%	2.80%
2019	139,302	6,442,717,500		46,250	4.50%	3.30%
2020	139,302	6,638,297,508		47,654	5.70%	6.50%
2021	139,902	6,965,021,070		49,785	3.30%	2.70%
2022	138,954	7,466,554,236		53,734	3.60%	3.20%
2023	141,164	7,702,613,660		54,565	3.20%	2.60%
2024	140,777	8,068,774,532		57,316	3.20%	2.60%

(Unaudited)

Sources: (1) Minnesota State Demographers Office

(2) Bureau of Economic Analysis - Regional - Metropolitan Statistical Area

(3) Minnesota Department of Employment and Economic Development

**WESTERN LAKE SUPERIOR SANITARY DISTRICT
DULUTH, MINNESOTA
DEMOGRAPHIC AND ECONOMIC INFORMATION
PRINCIPAL EMPLOYERS
CURRENT YEAR AND NINE YEARS AGO**

Employer	Fiscal Year 2022*			Fiscal Year 2015		
	Employees (1)	Rank	Percentage of Total Employment	Employees	Rank	Percentage of Total Employment
Essentia Health (SMDC Health System)	6,513	1	4.71%	5,312	1	4.16%
St. Luke's Hospital	2,241	2	1.62%	2,062	2	1.25%
Miner's Inc.	1,990	3	1.44%			
St. Louis County	1,881	4	1.36%	1,956	3	1.52%
Duluth Public Schools	1,450	5	1.05%	1,426	5	1.11%
Allete (MN Power)	1,314	6	0.95%	1,322	7	1.03%
Duluth Air National Guard Base	1,068	7	0.77%	1,068	8	0.83%
Cirrus Aircraft	1,000	8	0.72%			
United Health Care	999	9	0.72%	1,368	6	1.07%
University of Minnesota Duluth	953	10	0.69%	1,700	3	1.32%
City of Duluth				850	9	0.66%
Benedictine Health System				850	10	0.65%
Totals	<u>19,409</u>		<u>14.03%</u>	<u>17,914</u>		<u>13.60%</u>

(Unaudited)

*Most recent data available

Source: Finance Department Western Lake Superior Sanitary District

(1) Northland Connection

**WESTERN LAKE SUPERIOR SANITARY DISTRICT
DULUTH, MINNESOTA
OPERATING INFORMATION
NUMBER OF EMPLOYEES BY IDENTIFIABLE ACTIVITY
LAST TEN FISCAL YEARS**

	2024	2023	2022	2021	2020	2019	2018	2017	2016	2015
WASTEWATER										
Clean Water	17.33	16.21	18.11	17.45	18.10	18.31	18.14	18.57	19.74	19.69
Conveyance	4.78	4.99	5.50	4.40	4.30	4.30	4.30	4.30	4.30	4.42
Biosolids	6.46	6.75	6.45	7.47	7.09	7.05	7.08	7.08	7.08	7.10
Maintenance	-	-	-	-	-	-	20.99	21.10	20.33	21.03
Mechanical Maintenance	13.67	13.49	12.50	12.26	12.09	13.30	-	-	-	-
Facilities & Utilities Maintenance	2.27	2.23	-	-	-	-	-	-	-	-
Electrical Maintenance	9.88	10.00	9.69	9.17	10.09	9.30	-	-	-	-
Environmental Programs	1.95	1.72	1.74	1.18	1.70	1.95	1.95	1.95	2.45	2.45
Subtotal	56.34	55.39	53.99	51.93	53.37	54.21	52.46	53.00	53.90	54.69
SOLID WASTE										
Transfer Station	0.55	0.50	0.50	0.50	0.50	0.44	0.50	0.50	0.50	0.50
MRC	7.51	7.28	7.72	7.86	7.43	7.76	7.07	7.17	7.50	6.44
Household Hazardous Waste	4.71	4.66	4.47	4.47	4.43	3.42	4.46	4.47	4.47	4.05
Organics	2.09	1.77	2.00	2.04	2.00	1.99	2.02	1.50	1.50	1.50
Environmental Programs	4.05	4.05	3.46	3.54	4.03	4.05	3.32	4.01	3.49	3.40
Subtotal	18.91	18.26	18.15	18.41	18.39	17.66	17.37	17.65	17.46	15.89
ADMINISTRATION										
Business Services	14.43	12.44	12.60	11.10	11.48	12.35	11.71	11.43	11.67	10.33
Planning & Engineering	9.98	9.53	9.54	8.98	8.00	8.00	8.75	9.00	7.34	8.68
Management Information Systems	6.08	4.77	4.29	5.00	5.00	5.00	5.00	5.00	3.68	4.00
Lab	7.93	7.77	6.40	6.00	5.99	6.00	6.00	6.00	7.35	7.00
Subtotal	38.42	34.51	32.83	31.08	30.47	31.35	31.46	31.43	30.04	30.01
Total Employees	113.67	108.16	104.97	101.42	102.23	103.22	101.29	102.08	101.40	100.59

Source: Financial Records of Western Lake Superior Sanitary District

(Unaudited)

**WESTERN LAKE SUPERIOR SANITARY DISTRICT
DULUTH, MINNESOTA
OPERATING INFORMATION
OPERATING INDICATORS – WASTEWATER OPERATIONS
LAST TEN FISCAL YEARS**

FISCAL YEAR	FLOW MG/D	VOLUME		RATES			
		BOD LBS/DAY	TSS LBS/DAY	FLOW Cost/1000 Gal	PEAK FLOW * Cost/1000 Gal	BOD Cost/Lb	TSS Cost/Lb
2024	34.51	57,743	52,219	\$ 0.7215	\$ 0.0190	\$ 0.2546	\$ 0.2762
2023	36.41	67,320	53,154	0.7038	0.0225	0.2206	0.2769
2022	33.73	70,791	52,217	0.7296	0.0226	0.1991	0.2673
2021	31.93	66,365	49,363	0.6968	0.0317	0.2155	0.2903
2020	33.09	70,066	48,360	0.6232	0.0251	0.1978	0.2884
2019	37.69	76,624	47,990	0.5558	0.0265	0.1847	0.2951
2018	35.82	80,450	41,406	0.5759	0.0199	0.1625	0.3120
2017	38.43	83,162	44,015	0.5338	0.0193	0.1557	0.2930
2016	36.96	94,296	43,915	0.5472	0.0193	0.1432	0.3026
2015	36.51	93,153	49,071	0.5717	0.0243	0.1509	0.2777

Source: Finance Department Western Lake Superior Sanitary District

(Unaudited)

**WESTERN LAKE SUPERIOR SANITARY DISTRICT
DULUTH, MINNESOTA
OPERATING INFORMATION
CAPITAL ASSET STATISTICS – WATERWATER OPERATIONS
LAST TEN FISCAL YEARS**

	2024	2023	2022	2021	2020	2019	2018	2017	2016	2015
Wastewater										
Sanitary Sewers (miles)	74.560	74.560	74.560	74.560	74.560	74.560	74.560	74.390	74.620	74.330
Treatment Capacity (MGD)	48.40	48.40	48.40	48.40	48.40	48.40	48.40	48.40	48.40	48.40
BOD Treatment Capacity (Lbs/Day)	121,000	121,000	121,000	121,000	121,000	121,000	121,000	121,000	121,000	121,000

Source: Finance Department Western Lake Superior Sanitary District

(Unaudited)