



Agenda

Regular Board Meeting
Monday, August 25, 2025
5:00 pm

	Page
1. Agenda Review	
2. Old Business	
3. Approval of Consent Agenda Items	
3.1 Regular Board Minutes dated July 28, 2025 Regular Board Meeting - Jul 28 2025 - Minute - Pdf.pdf	3 - 9
3.2 Board Member vouchers for the month of July July Voucher.pdf	10 - 11
3.3 Payment Vouchers dated July 23 thru August 19, 2025. Board register 08-19-2025.pdf	12 - 20
4. New Business Items for Discussion and Approval	
Operations and Planning	
4.1 Approval of Professional Services - Site Security Improvements	21 - 22
4.2 Approval of Solid Waste Transfer Station Operation and Transportation Services	23 - 24
4.3 Approval of Bagged Resource Renew Premium Compost Wholesale Price Change	25 - 26
4.4 Approval of Mattress Price Increase at the Materials Recover Center (MRC)	27
Finance	
5. Committee Reports	

- 5.1 Committee of the Whole
- 5.2 Finance
- 5.3 Operations and Planning
- 5.4 Personnel
- 5.5 Legislative
- 5.6 Board Governance
- 5.7 Board Member Comments

6. Reporting

- 6.1 Communications
- 6.2 Monthly Financials 28 - 40
[July Financials.pdf](#) 
- 6.3 NPDES 41 - 49
[NPDES.pdf](#) 
- 6.4 Executive Director



MINUTES
Regular Board Meeting
Monday, July 28, 2025
5:00 PM

Board Members Present: Laura Ness, Paul Thomsen, Ben Mathews, Julene Boe, Rob Schilling, Loren Lilly, Jack Ezell, and Jim Aird

Board Members Absent: Marcia Podratz

Staff Present: Chuck Kimball, Lacie Jurek, Cathy Remington, Tim Lundell, AJ Axtell, Brandon Kohlts, Carrie Clement, and Lauri Amundson

Legal Present: Dave Oberstar Fryberger Law Office

Chair Schilling called the meeting to order at 5:03 PM.

1. Agenda Review

2. Old Business

3. Approval of Consent Agenda Items

- 3.1 Regular Board Minutes dated June 23, 2025
[Regular Board Meeting - Jun 23 2025 - Minutes - Pdf.pdf](#)
- 3.2 Board Member vouchers for June
[June Board Vouchers.pdf](#)
- 3.3 Payment Vouchers dated June 18, through July 22, 2025.
[Board Register 7-22-2025.pdf](#)
- 3.4 **[City of Duluth Sanitary Sewer Extension Permit - Fountain Gate Drive](#)**
[Fountain Gate Drive Extension packet.pdf](#)
- 3.5 **[Approval of City of Duluth Sanitary Sewer Extension Permit - Welch Place Apartments](#)**
[Welch Place Apartments Sewer Extension Packet.pdf](#)
To approve the Consent Agenda Items

Moved by: Laura Ness

Seconded by: Julene Boe

The Motion Passes

4. New Business Items for Discussion and Approval

Operations and Planning

4.1 [Approval of Resolution 25-11 Approving Easement Agreement with Bethany Baptist Church](#)

[Resolution 25-11 Approving Easement Agreement \[Bethany Baptist Church\] 25-11.pdf](#)

Brandon Kohlts reviewed the Easement Agreement with Bethany Baptist Church.

The Operations and Planning Committee recommends that the Board approve the acquisition of an access easement from Bethany Baptist Church and approve Resolution 25-11 authorizing this agreement.

Moved by: Jim Aird

Seconded by: Paul Thomsen

Resolution 25-11 passes with 8 ayes, and 1 absent.

4.2 [Approval of Resolution 25-12 Approving Easement Agreement with The Ledges on Lake Superior Homeowner's Association](#)

[WLSSD Resolution Approving Easement Agreement \[The Ledges - facilities and new utilities\] \(1\) 25-12.pdf](#)



Kohlts also reviewed the Ledges new easement over Water Street.

The Operations and Planning Committee recommends that the Board approve Resolution 25-12 to enter a permanent easement on Water Street with The Ledges Homeowner's Association.

Moved by: Jack Ezell

Seconded by: Julene Boe

Resolution 25-12 passes with 8 ayes, and 1 absent.

- 4.3 [Approval of Resolution 25-13 Easement Agreement with The Ledges on Lake Superior Homeowner's Association](#) 
[WLSSD Resolution Approving Easement Agreement \[The Ledges - Lakewalk and future utilities\] 25-13.pdf](#) 



The Operations and Planning Committee recommends that the Board approve Resolution 25-13 to enter into a permanent easement on the Lakewalk with The Ledges homeowner's association.

Moved by: Paul Thomsen

Seconded by: Jim Aird

Resolution 25-13 passes with 8 ayes, and 1 absent.

Finance

- 4.4 [Approval of Legislative Services for 2026 and 2027](#) 
[WLSSD Services Addendum 2026, 2027. pdf](#) 

Carrie Clement talked about the contract with Faegre Drinker.


The Finance Committee recommends that the Board approve the two-year extension of the current proposal for legislative services with Faegre Drinker through calendar year 2027.

Moved by: Julene Boe

Seconded by: Jim Aird

The Motion Passes

Personnel


- 4.5 [Approval of Director of Community Relations Job Description](#)  [Community Relations Director FINAL 5-23-2022.docx](#)  [DCR Job Description.pdf](#) 

The Personnel Committee recommends that the Board approve the revised Director of Community Relations job description.

Moved by: Paul Thomsen

Seconded by: Laura Ness

The Motion Passes





- 4.6 [Approval of Maintenance Millwright Job Description and Pay Grade Maintenance](#)  [Millwright Hay Factor Chart.doc](#)  [MAINTENANCE MILLWRIGHT old.docx](#)  [Maintenance Millwright.pdf](#) 

When reviewing the points assignment to the MN state job match description and the District's job description, it is recommended that the Board approve the proposed Maintenance Millwright job description be placed at a grade 16.

Moved by: Julene Boe

Seconded by: Jim Aird

The Motion Passes

- 4.7 [Approval of Maintenance Planner / Scheduler Job Description and Pay Grade](#)  [Maintenance Planner Hay Factor Chart.doc](#)  [Maintenance PlannerFinal JD old.docx](#)  [Maintenance Planner Scheduler.pdf](#) 


When reviewing the points assignment to the MN state job match description and the District's job description, it is recommended that the Board approve the proposed Maintenance Planner / Scheduler job description be placed at a grade 17.

Moved by: Jack Ezell

Seconded by: Julene Boe

The Motion Passes

- 4.8 [Approval of Instrument Technician Job Description and Pay Grade](#)  [Instrument Technician Hay Factor Chart.doc](#) 

[INSTRUMENT TECHNICIAN.docx](#)  [Instrument Technician 2.pdf](#) 

When reviewing the points assignment to the MN state job match description and the District's job description, it is recommended that the Board approve the proposed Instrument Technician job description be placed at a grade 17.

Moved by: Jim Aird
Seconded by: Paul Thomsen

The Motion Passes

5. Other

5.1 Resolution 25-14; Acknowledging Paul Thomsen (materials to be distributed at the meeting)

Carrie Clement acknowledged Paul Thomsen for his service on the Board since 2012.

It is recommended that the Board approve Resolution 25-14, acknowledging Paul Thomsen for his service on the Board from 2012 to 2025.

Moved by: Julene Boe
Seconded by: Jim Aird

Aye Jack Ezell, Jim Aird, Laura Ness, Loren Lilly, Rob Schilling, and Julene Boe

Abstain Paul Thomsen



Resolution 25-14 passes with 7 ayes, 1 abstain, and 1 absent. 6-0

6. Committee Reports

- 6.1 Committee of the Whole
- 6.2 Finance
- 6.3 Operations and Planning

- 6.4 Personnel
- 6.5 Legislative
- 6.6 Board Governance
- 6.7 Board Member Comments

7. Reporting

- 7.1 Communications
AJ Axtell reviewed the communications for July.
- 7.2 Monthly Financials
Cathy Remington reviewed the financials for June, and staff provided an update on the quarterly gainshare incentive metrics.
[June Financial Statements.pdf](#) 
- 7.3 NPDES
Tim Lundell reported on the NPDES for June, noting that there were no releases that month, but a release occurred in July. Staff is investigating the high flow that resulted in the July release.
[June NPDES Board Report.pdf](#) 
- 7.4 Executive Director
Carrie indicated that the MPCA conducted a three-year NPDES inspection in July. The visit included a presentation and a tour of the facility.

8. Legal Counsel

No report

9. Executive Session (staff excused)

Recording Secretary

Julene Boe, Board Chair

Marcia Podratz, Board
Secretary

The meeting adjourned at 5:41 PM.

WLSSD VOUCHER

BOARD MEMBER'S PER DIEM & EXPENSE CLAIM

TO: WLSSD BOARD

Approval for the following claims is hereby requested for per diem compensation and expenses as follows:

(Authority: Minnesota 1971 Laws, Chapter 478, Section 3, Sub 9):

Jim Aird

07/22/25 Operations and Planning Committee Meeting	\$50.00
07/23/25 Finance and Personnel Committee Meeting	\$50.00
07/28/25 Regular Board Meeting	\$50.00

Committee Meeting Mileage:	2.0	@	16.0 miles =	32.00	miles @	0.700	/mile	\$22.40
Board Meeting Mileage:	1.0	@	16.0 miles =	16.00	miles @	0.700	/mile	\$11.20
TOTAL CLAIM								\$183.60

Julene Boe

07/28/25 Regular Board Meeting	\$50.00
--------------------------------	---------

Committee Meeting Mileage:		@	17.0 miles =	0.00	miles @	0.700	/mile	\$0.00
Board Meeting Mileage:	1.0	@	17.0 miles =	17.00	miles @	0.700	/mile	\$11.90
TOTAL CLAIM								\$61.90

Jack Ezell

07/22/25 Operations and Planning Committee Meeting	\$50.00
07/23/25 Finance and Personnel Committee Meeting	\$50.00
07/28/25 Regular Board Meeting	\$50.00

Committee Meeting Mileage:	2	@	52.0 miles =	104.00	miles @	0.700	/mile	\$72.80
Board Meeting Mileage:	1	@	52.0 miles =	52.00	miles @	0.700	/mile	\$36.40
TOTAL CLAIM								\$259.20

Loren Lilly

07/28/25 Regular Board Meeting	\$50.00
--------------------------------	---------

Committee Meeting Mileage:		@	42.0 miles =	0.00	miles @	0.700	/mile	\$0.00
Board Meeting Mileage:	1.0	@	42.0 miles =	42.00	miles @	0.700	/mile	\$29.40
TOTAL CLAIM								\$79.40

Ben Mathews

07/22/25 Operations and Planning Committee Meeting	\$50.00
07/23/25 Finance and Personnel Committee Meeting	\$50.00
07/28/25 Regular Board Meeting	\$50.00

Committee Meeting Mileage:	2.0 @	32.0 miles =	64.00 miles @	0.700 /mile	\$44.80
Board Meeting Mileage:	1.0 @	28.0 miles =	28.00 miles @	0.700 /mile	\$19.60
TOTAL CLAIM					\$214.40

Laura Ness

07/22/25 Operations and Planning Committee Meeting	\$50.00
07/23/25 Finance and Personnel Committee Meeting	\$50.00
07/28/25 Regular Board Meeting	\$50.00

Committee Meeting Mileage:	2.0 @	9.8 miles =	19.60 miles @	0.700 /mile	\$13.72
Board Meeting Mileage:	1.0 @	9.8 miles =	9.80 miles @	0.700 /mile	\$6.86
TOTAL CLAIM					\$170.58

Marcia Podratz

07/23/25 Finance and Personnel Committee Meeting	\$50.00
--	---------

Committee Meeting Mileage:	1.0 @	12.6 miles =	12.60 miles @	0.700 /mile	\$8.82
Board Meeting Mileage:	@	12.6 miles =	0.00 miles @	0.700 /mile	\$0.00
TOTAL CLAIM					\$58.82

Rob Schilling

July Board Chair's Additional Compensation	\$100.00
07/22/25 Operations and Planning Committee Meeting	\$50.00
07/23/25 Finance and Personnel Committee Meeting	\$50.00
07/28/25 Regular Board Meeting	\$50.00

Committee Meeting Mileage:	2.0 @	38.0 miles =	76.00 miles @	0.700 /mile	\$53.20
Board Meeting Mileage:	1.0 @	31.0 miles =	31.00 miles @	0.700 /mile	\$21.70
TOTAL CLAIM					\$324.90

Paul Thomsen

07/22/25 Operations and Planning Committee Meeting	\$50.00
07/23/25 Finance and Personnel Committee Meeting	\$50.00
07/28/25 Regular Board Meeting	\$50.00

Committee Meeting Mileage:	2.0 @	13.0 miles =	26.00 miles @	0.700 /mile	\$18.20
Board Meeting Mileage:	1.0 @	13.0 miles =	13.00 miles @	0.700 /mile	\$9.10
TOTAL CLAIM					\$177.30

Total Board Vouchers for Month	\$1,530.10
--------------------------------	------------

Cash Payment Register

Job Submission Parameters

Date: 8/20/2025

Time: 7:55 AM CDT

Username: jamie.carlson@wlssd.com

Vendor Group: 1 Western Lake Superior Sanitary District	Company: 1 Western Lake Superior Sanitary District
Pay Group: 1 Western Lake Superior Sanitary District	Process Level:
Cash Code: 10225 US Bank Or Cash Code Group:	
From Payment Date: 07/23/2025 To Payment Date: 08/19/2025	
Report Option: All	Document Currency: Account Currency
Payment Code:	
Use Cash Requirements Sort Options: No	
Format Option: Standard	
Report Distribution	
Cash Payment Register Report:	Report Export Type:

Cash Payment Register continued...

Date 8/20/25
Time 7:55 AM CDT

Pay Group 1 Western Lake Superior Sanitary District
Post Company 1 Western Lake Superior Sanitary District
Cash Payment Register for 7/23/25 thru 8/19/25

USD
USD

Page 1

All Report Account Currency

Company 1 Western Lake Superior Sanitary District
Cash Code 10225 US Bank
Payment Code ACH Currency USD

Payment Number	Identifier	Co	Vendor Number	Remit To	Name	City	Payment Date	Status	Payment Amount	Curr
300515	P8103	1	216		Commissioner Of Revenue	St Paul	7/24/25	Reconciled	14,126.69	USD
300516	P8104	1	948	48MN	PERA	St Paul	7/24/25	Reconciled	45,345.75	USD
300517	P8105	1	1392		United States Treasury	Kansas City	7/24/25	Reconciled	75,854.79	USD
300518	P8106	1	4098		Minnesota Child Support	St Paul	7/24/25	Reconciled	397.32	USD
300519	P8107	1	5996		MSRS	St Paul	7/24/25	Reconciled	9,819.00	USD
300520	P8108	1	6586		WLSSD Cafeteria Plan - US Bank	.	7/24/25	Reconciled	3,417.11	USD
300521	P8117	1	190	90MN	AFSCME Council 5	St Paul	7/31/25	Reconciled	5,920.20	USD
300522	P8118	1	216		Commissioner Of Revenue	St Paul	7/31/25	Issued	3,564.41	USD
300523	P8119	1	948	48MN	PERA	St Paul	7/31/25	Reconciled	11,156.31	USD
300524	P8120	1	1392		United States Treasury	Kansas City	7/31/25	Reconciled	21,712.19	USD
300525	P8121	1	3169		Northeast Service Cooperative	Mt. Iron	7/31/25	Reconciled	224,359.84	USD
300526	P8122	1	5996		MSRS	St Paul	7/31/25	Issued	4,233.00	USD
300527	P8123	1	6586		WLSSD Cafeteria Plan - US Bank	.	7/31/25	Reconciled	950.85	USD
300528	P8124	1	2300		United Parcel Service	Chicago	7/30/25	Reconciled	25.00	USD
300529	P8125	1	2300	00IL	UPS Freight	Chicago	7/30/25	Reconciled	14.60	USD
300530	P8257	1	5174	MN64	Minnesota UI	St. Paul	8/4/25	Issued	433.22	USD
300531	P8267	1	3169		Northeast Service Cooperative	Mt. Iron	8/4/25	Issued	218,999.92	USD
300532	P8335	1	216		Commissioner Of Revenue	St Paul	8/7/25	Issued	13,718.02	USD
300533	P8336	1	948	48MN	PERA	St Paul	8/7/25	Issued	44,832.16	USD
300534	P8337	1	1392		United States Treasury	Kansas City	8/7/25	Issued	73,927.23	USD
300535	P8338	1	4098		Minnesota Child Support	St Paul	8/7/25	Issued	397.32	USD
300536	P8339	1	5996		MSRS	St Paul	8/7/25	Issued	10,019.00	USD
300537	P8340	1	6586		WLSSD Cafeteria Plan - US Bank	.	8/7/25	Issued	3,417.11	USD
300538	P8411	1	216		Commissioner Of Revenue	St Paul	8/15/25	Issued	3,495.59	USD
300539	P8412	1	948	48MN	PERA	St Paul	8/15/25	Issued	11,156.31	USD
300540	P8413	1	1392		United States Treasury	Kansas City	8/15/25	Issued	19,727.11	USD
300541	P8414	1	5996		MSRS	St Paul	8/15/25	Issued	4,183.00	USD
300542	P8415	1	6586		WLSSD Cafeteria Plan - US Bank	.	8/15/25	Issued	950.85	USD

*** Payment Code	ACH	Totals	
		Total Open Payments	15
		Total Reconciled Payments	13
		Total Void Payments	0.00
		Total Stale Dated Payments	0
		Total Escheated Payments	0

Cash Payment Register continued...

Date 8/20/25
Time 7:55 AM CDT

Pay Group 1 Western Lake Superior Sanitary District
Post Company 1 Western Lake Superior Sanitary District
Cash Payment Register for 7/23/25 thru 8/19/25

USD
USD

Page 2

All Report Account Currency

Company 1 Western Lake Superior Sanitary District
Cash Code 10225 US Bank
Payment Code APC Currency USD

Payment Number	Identifier	Co	Vendor Number	Remit To	Name	City	Payment Date	Status	Payment Amount	Curr
400734	P8066	1	1440		Guardian Pest Control Inc	Superior	7/24/25	Issued	110.55	USD
400735	P8067	1	3766		Portable John	Hibbing	7/24/25	Issued	415.80	USD
400736	P8068	1	4748		Interstate Manufacturing Co	Rupert	7/24/25	Issued	931.68	USD
400737	P8069	1	4903		Liberty Tire Recycling, Llc-Mn	Pittsburgh	7/24/25	Issued	3,046.00	USD
400738	P8070	1	6037		Michaud Distributing	Duluth	7/24/25	Issued	144.00	USD
400739	P8071	1	6365		Vonco V LLC Duluth	Becker	7/24/25	Issued	857.99	USD
400740	P8200	1	1012		Northstar Ford	Duluth	7/31/25	Issued	1,426.13	USD
400741	P8201	1	1440		Guardian Pest Control Inc	Superior	7/31/25	Issued	36.85	USD
400742	P8202	1	2032		Shel-Don Reproduction Centre	Duluth	7/31/25	Issued	2,426.64	USD
400743	P8203	1	4421	21OH	Applied Industrial Tech	Chicago	7/31/25	Issued	1,055.52	USD
400744	P8204	1	4748		Interstate Manufacturing Co	Rupert	7/31/25	Issued	73.89	USD
400745	P8205	1	4903		Liberty Tire Recycling, Llc-Mn	Pittsburgh	7/31/25	Issued	1,626.00	USD
400746	P8206	1	5877		Belly River Corporation	Appleton	7/31/25	Issued	140.20	USD
400747	P8207	1	6037		Michaud Distributing	Duluth	7/31/25	Issued	93.00	USD
400748	P8208	1	6101	01	Msc Industrial Supply Co	Saint Louis	7/31/25	Issued	299.72	USD
400749	P8209	1	6365		Vonco V LLC Duluth	Becker	7/31/25	Issued	864.05	USD
400750	P8268	1	1012		Northstar Ford	Duluth	8/7/25	Issued	79.95	USD
400751	P8269	1	2512	12MN	Culligan Of Cloquet	Minneapolis	8/7/25	Issued	633.85	USD
400752	P8270	1	3838	38GA	Polydyne Inc	Atlanta	8/7/25	Issued	65,662.50	USD
400753	P8271	1	4903		Liberty Tire Recycling, Llc-Mn	Pittsburgh	8/7/25	Issued	1,583.00	USD
400754	P8272	1	6037		Michaud Distributing	Duluth	8/7/25	Issued	11.00	USD
400755	P8273	1	6101	01	Msc Industrial Supply Co	Saint Louis	8/7/25	Issued	348.72	USD
400756	P8274	1	6335		Air Fiber Inc.	Superior	8/7/25	Issued	500.00	USD
400757	P8353	1	395		Fryberger Buchanan	Duluth	8/14/25	Issued	12,433.77	USD
400758	P8354	1	1012		Northstar Ford	Duluth	8/14/25	Issued	1,985.56	USD
400759	P8355	1	1041	02MN	Viking Industrial North	Columbus	8/14/25	Issued	72.22	USD
400760	P8356	1	1440		Guardian Pest Control Inc	Superior	8/14/25	Issued	36.85	USD
400761	P8357	1	2032		Shel-Don Reproduction Centre	Duluth	8/14/25	Issued	1,320.99	USD
400762	P8358	1	2789		Quality Flow Systems	New Prague	8/14/25	Issued	720.93	USD
400763	P8359	1	4421	21OH	Applied Industrial Tech	Chicago	8/14/25	Issued	1,391.26	USD
400764	P8360	1	6037		Michaud Distributing	Duluth	8/14/25	Issued	104.50	USD
400765	P8361	1	6101	01	Msc Industrial Supply Co	Saint Louis	8/14/25	Issued	217.35	USD
400766	P8362	1	6365		Vonco V LLC Duluth	Becker	8/14/25	Issued	2,698.48	USD
400767	P8363	1	6479		NCL Of Wisconsin Inc	Biramwood	8/14/25	Issued	347.79	USD

*** Payment Code APC	Totals		
	Total Open Payments	34	103,696.74
	Total Reconciled Payments		0.00
	Total Void Payments		0.00
	Total Stale Dated Payments		0
	Total Escheated Payments		0

Cash Payment Register continued...

Date 8/20/25
Time 7:55 AM CDT

Pay Group 1 Western Lake Superior Sanitary District
Post Company 1 Western Lake Superior Sanitary District
Cash Payment Register for 7/23/25 thru 8/19/25

USD
USD

Page 3

All Report Account Currency

Company 1 Western Lake Superior Sanitary District
Cash Code 10225 US Bank
Payment Code CHK Currency USD

Payment Number	Identifier	Co	Vendor Number	Remit To	Name	City	Payment Date	Status	Payment Amount	Curr
503363	P8035	1	444	01MN	Gustave A Larson Company	Minneapolis	7/24/25	Reconciled	995.00	USD
503364	P8036	1	752		MN Pollution Control Agency	St Paul	7/24/25	Reconciled	40,350.00	USD
503365	P8037	1	752	MN52	MN Pollution Control Agency	St Paul	7/24/25	Reconciled	400.00	USD
503366	P8038	1	817		Northern Door & Hardware	Duluth	7/24/25	Reconciled	481.00	USD
503367	P8039	1	874	74MN	Pace Analytical Services LLC	Chicago	7/24/25	Issued	2,633.00	USD
503368	P8040	1	1091	91MN	Ferguson Enterprises LLC #1657	Chicago	7/24/25	Issued	2,607.72	USD
503369	P8041	1	1319		Hawkins, Inc.	Minneapolis	7/24/25	Reconciled	41,315.08	USD
503370	P8042	1	1343	43IL	Fisher Scientific Co	Chicago	7/24/25	Issued	99.78	USD
503371	P8043	1	1352	52MN	Graybar Electric Co, Inc.	Chicago	7/24/25	Issued	6,986.57	USD
503372	P8044	1	1362		McMaster Carr Supply	Chicago	7/24/25	Issued	6,405.03	USD
503373	P8045	1	1966	66MN	Fastenal Company	Winona	7/24/25	Issued	108.80	USD
503374	P8046	1	2075		City Of Hermantown	Hermantown	7/24/25	Reconciled	34.28	USD
503375	P8047	1	2651		SEH Engineers Architects Inc	St Paul	7/24/25	Reconciled	14,971.22	USD
503376	P8048	1	3044		Retrofit Recycling Inc	Owatonna	7/24/25	Reconciled	933.05	USD
503377	P8049	1	4665	65GA	Environmental Express	Atlanta	7/24/25	Issued	334.61	USD
503378	P8050	1	4785		North Shore Analytical, Inc.	Duluth	7/24/25	Issued	1,625.00	USD
503379	P8051	1	5525		Consolidated Communications	St. Louis	7/24/25	Issued	1,167.86	USD
503380	P8052	1	5542	42MN	MN Weights And Measures	St. Paul	7/24/25	Issued	611.00	USD
503381	P8053	1	6653		Saginaw Power & Automation LLC	Saginaw	7/24/25	Reconciled	3,797.50	USD
503382	P8054	1	6689	01TX	Insight Public Sector	Dallas	7/24/25	Issued	343.31	USD
503383	P8055	1	6759		Uline	Chicago	7/24/25	Issued	93.84	USD
503384	P8056	1	6801		Carlson Timber Products, Inc.	Sandstone	7/24/25	Reconciled	13,000.00	USD
503385	P8057	1	6923		Ashley Murr	Prior Lake	7/24/25	Issued	75.00	USD
503386	P8058	1	6951		Clarke Energy USA, Inc	Waukesha	7/24/25	Reconciled	26,291.85	USD
503387	P8059	1	6956		Superior Fuel Company	Duluth	7/24/25	Issued	3,338.50	USD
503388	P8060	1	6959	01TX	Alliance Technical Group	Dallas	7/24/25	Issued	394.80	USD
503389	P8061	1	6974		Minnesota Composting Council	Minneapolis	7/24/25	Issued	1,625.00	USD
503390	P8062	1	6975		Clearsky Consulting	Atlanta	7/24/25	Issued	45.00	USD
503391	P8063	1	6997		The Kunz Company LLC	Apple Valley	7/24/25	Issued	7,934.78	USD
503392	P8064	1	7002		KD Kanopy	Denver	7/24/25	Issued	693.00	USD
503393	P8065	1	7004		Krueger Consulting LLC	West Des Moines	7/24/25	Reconciled	4,292.72	USD
503394	P8210	1	320		Duncan Co	Minneapolis	7/31/25	Issued	444.06	USD
503395	P8211	1	394	12MN	Kurita America Inc	Minneapolis	7/31/25	Issued	2,555.46	USD
503396	P8212	1	449	49CO	Hach Company	Chicago	7/31/25	Issued	1,015.95	USD
503397	P8213	1	482	82MN	Hawkins, Inc	Minneapolis	7/31/25	Issued	21,802.32	USD
503398	P8214	1	621		Labor World	Duluth	7/31/25	Issued	25.00	USD
503399	P8215	1	850	50MN	Auto Value Duluth West	Duluth	7/31/25	Issued	29.72	USD
503400	P8216	1	901		Petty Cash - Office	-	7/31/25	Issued	14.98	USD
503401	P8217	1	935		Pro-Print Inc	Duluth	7/31/25	Issued	496.37	USD
503402	P8218	1	1069		Core & Main LP	St Louis	7/31/25	Issued	2,423.25	USD
503403	P8219	1	1145	45MN	Ziegler Inc	Minneapolis	7/31/25	Issued	4,002.40	USD
503404	P8220	1	1319		Hawkins, Inc.	Minneapolis	7/31/25	Issued	41,686.36	USD
503405	P8221	1	1349	49MN	Goodin Co	Minneapolis	7/31/25	Issued	29.11	USD
503406	P8222	1	1352	52MN	Graybar Electric Co, Inc.	Chicago	7/31/25	Issued	4,517.91	USD
503407	P8223	1	1362		McMaster Carr Supply	Chicago	7/31/25	Issued	117.63	USD
503408	P8224	1	1377		Minnesota Life Insurance Co	St Paul	7/31/25	Issued	7,726.54	USD
503409	P8225	1	1600	01ND	Flint Group	Fargo	7/31/25	Issued	1,877.75	USD
503410	P8226	1	1744	13VI	Viking Automatic Sprinkler Co	Chicago	7/31/25	Issued	1,027.00	USD

Cash Payment Register continued...

Date 8/20/25
Time 7:55 AM CDT

Pay Group 1 Western Lake Superior Sanitary District
Post Company 1 Western Lake Superior Sanitary District
Cash Payment Register for 7/23/25 thru 8/19/25

USD
USD

Page 4

All Report Account Currency

Company 1 Western Lake Superior Sanitary District
Cash Code 10225 US Bank
Payment Code CHK Currency USD

Payment Number	Identifier	Co	Vendor Number	Remit To	Name	City	Payment Date	Status	Payment Amount	Curr
503411	P8227	1	1966	66MN	Fastenal Company	Winona	7/31/25	Issued	815.56	USD
503412	P8228	1	2017	17IL	Waste Management Of WI-MN	Carol Stream	7/31/25	Issued	7,224.30	USD
503413	P8229	1	2017	17IL	Waste Management Of WI-MN	Carol Stream	7/31/25	Issued	26,880.00	USD
503414	P8230	1	2508	08MN	Russell-Seik-Steel	Duluth	7/31/25	Issued	4,133.63	USD
503415	P8231	1	2794		USA Bluebook	Gurnee	7/31/25	Issued	1,055.53	USD
503416	P8232	1	3044		Retrofit Recycling Inc	Owatonna	7/31/25	Issued	2,159.90	USD
503417	P8233	1	3940	40MN	Veolia ES Technical Solutions	Chicago	7/31/25	Issued	954.75	USD
503418	P8234	1	4560		Centurylink	Phoenix	7/31/25	Issued	11,064.18	USD
503419	P8235	1	4663		Engineered Sales Company	Bloomington	7/31/25	Issued	6,768.96	USD
503420	P8236	1	4689		Minnesota Valley Testing	New Ulm	7/31/25	Issued	558.25	USD
503421	P8237	1	4749		Soil Control Lab	Watsonville	7/31/25	Issued	510.00	USD
503422	P8238	1	5491	01MW	Pomp's Tire Service	Milwaukee	7/31/25	Issued	242.95	USD
503423	P8239	1	5746		Railroad Management Company	Dallas	7/31/25	Issued	775.88	USD
503424	P8240	1	5865	65MN	Kemble, Inc.	Duluth	7/31/25	Issued	1,050.00	USD
503425	P8241	1	5895	95IL	Cdw Government, Inc.	Chicago	7/31/25	Issued	6,740.76	USD
503426	P8242	1	6124	01IL	Stantec Consulting Services	Chicago	7/31/25	Issued	4,984.95	USD
503427	P8243	1	6199		Apex Engineering Products Corp	Aurora	7/31/25	Issued	4,966.09	USD
503428	P8244	1	6713	01IL	Allied Valve, Inc.	Palatine	7/31/25	Issued	1,620.49	USD
503429	P8245	1	6726	01IA	Involta	Cedar Rapids	7/31/25	Issued	6,090.00	USD
503430	P8246	1	6769	01NC	Accelerated Technology Labs	Raleigh	7/31/25	Issued	950.00	USD
503431	P8247	1	6816		Evan Hawbaker	Duluth	7/31/25	Issued	180.39	USD
503432	P8248	1	6900	01OH	Fidelity Security Life Insuran	Cincinnati	7/31/25	Issued	638.68	USD
503433	P8249	1	6922		Unison Solutions	Dubuque	7/31/25	Issued	1,590.00	USD
503434	P8250	1	6923		Ashley Murr	Prior Lake	7/31/25	Issued	22.55	USD
503435	P8251	1	6956		Superior Fuel Company	Duluth	7/31/25	Issued	1,847.94	USD
503436	P8252	1	6968	01CA	TPx Communications	Pasadena	7/31/25	Issued	800.64	USD
503437	P8253	1	6978		EPIC iO Technologies	Fort Mill	7/31/25	Issued	1,515.70	USD
503438	P8254	1	6996		McDonald Hopkins LLC	Cleveland	7/31/25	Issued	2,623.05	USD
503439	P8255	1	6998	01GA	Call2Recycle, Inc.	Atlanta	7/31/25	Issued	330.00	USD
503440	P8288	1	411	01MN	General Cleaning Corporation	Duluth	8/7/25	Issued	6,533.00	USD
503441	P8289	1	449	49CO	Hach Company	Chicago	8/7/25	Issued	471.90	USD
503442	P8290	1	753		Minnesota Power	Minneapolis	8/7/25	Issued	2,347.48	USD
503443	P8291	1	935		Pro-Print Inc	Duluth	8/7/25	Issued	324.07	USD
503444	P8292	1	941		Proctor Journal	Proctor	8/7/25	Issued	48.00	USD
503445	P8293	1	1022		City Of Scanlon Water Dept	Scanlon	8/7/25	Issued	128.56	USD
503446	P8294	1	1040	40MN	Activar Plastics Product Group	Minneapolis	8/7/25	Issued	802.86	USD
503447	P8295	1	1047	47MO	VWR Corporation	Pittsburgh	8/7/25	Issued	1,718.14	USD
503448	P8296	1	1319		Hawkins, Inc.	Minneapolis	8/7/25	Issued	10,261.85	USD
503449	P8297	1	1324	24WI	Motion Industries Inc	Chicago	8/7/25	Issued	202.87	USD
503450	P8298	1	1352	52MN	Graybar Electric Co, Inc.	Chicago	8/7/25	Issued	4,416.20	USD
503451	P8299	1	1362		McMaster Carr Supply	Chicago	8/7/25	Issued	171.69	USD
503452	P8300	1	1600	01ND	Flint Group	Fargo	8/7/25	Issued	150.00	USD
503453	P8301	1	1709		LHB Engineers & Architects Inc	Duluth	8/7/25	Issued	6,000.00	USD
503454	P8302	1	1966	66MN	Fastenal Company	Winona	8/7/25	Issued	929.09	USD
503455	P8303	1	1978		Hartel's Disposal	Proctor	8/7/25	Issued	8,409.30	USD
503456	P8304	1	2459		Compensation Consultants, Ltd	Cloquet	8/7/25	Issued	748.00	USD
503457	P8305	1	2651		SEH Engineers Architects Inc	St Paul	8/7/25	Issued	1,923.63	USD
503458	P8306	1	3169		Northeast Service Cooperative	Mt. Iron	8/7/25	Issued	200.00	USD

Cash Payment Register continued...

Date 8/20/25
Time 7:55 AM CDT

Pay Group 1 Western Lake Superior Sanitary District
Post Company 1 Western Lake Superior Sanitary District
Cash Payment Register for 7/23/25 thru 8/19/25

USD
USD

Page 5

All Report Account Currency

Company 1 Western Lake Superior Sanitary District
Cash Code 10225 US Bank
Payment Code CHK Currency USD

Payment Number	Identifier	Co	Vendor Number	Remit To	Name	City	Payment Date	Status	Payment Amount	Curr
503459	P8307	1	3940	40MN	Veolia ES Technical Solutions	Chicago	8/7/25	Issued	8,491.27	USD
503460	P8308	1	3940	41MN	Veolia ES Technical Solutions	Chicago	8/7/25	Issued	943.95	USD
503461	P8309	1	4389	01MN	Metro Sales Inc.	Minneapolis	8/7/25	Issued	1,022.28	USD
503462	P8310	1	4605	05ND	RDO Equipment Co.	Fargo	8/7/25	Issued	10,300.01	USD
503463	P8311	1	4689		Minnesota Valley Testing	New Ulm	8/7/25	Issued	558.25	USD
503464	P8312	1	4797		Core Advantage	Superior	8/7/25	Issued	200.00	USD
503465	P8313	1	5073	73MN	Blaine Brothers	Minneapolis	8/7/25	Issued	878.33	USD
503466	P8314	1	5845	46MA	CDM Smith	Boston	8/7/25	Issued	7,541.25	USD
503467	P8315	1	5865	65MN	Kemble, Inc.	Duluth	8/7/25	Issued	700.00	USD
503468	P8316	1	5960		Donohue And Associates	Sheboygan	8/7/25	Issued	36,373.42	USD
503469	P8317	1	6047		Brad Furlong	Duluth	8/7/25	Issued	65.72	USD
503470	P8318	1	6293		Shred-N-Go, Inc.	St. Paul	8/7/25	Issued	271.77	USD
503471	P8319	1	6333		Jonathan Kopetzky	Lake Nabagamon	8/7/25	Issued	37.93	USD
503472	P8320	1	6517		Kwik Trip Inc	La Crosse	8/7/25	Issued	304.69	USD
503473	P8321	1	6716		Environmental Consulting Test	Superior	8/7/25	Issued	2,050.00	USD
503474	P8322	1	6718		Tyler Jasan	Duluth	8/7/25	Issued	42.05	USD
503475	P8323	1	6782	01IL	Eurofins Environment Testing	Carol Stream	8/7/25	Issued	56.00	USD
503476	P8324	1	6801		Carlson Timber Products, Inc.	Sandstone	8/7/25	Issued	211,829.95	USD
503477	P8325	1	6814		Benjamin Carey	Cotton	8/7/25	Issued	23.29	USD
503478	P8326	1	6832	01TN	Nordic Consulting Partners	Nashville	8/7/25	Issued	1,376.25	USD
503479	P8327	1	6887	01MN	TJ3 LLC	Milwaukee	8/7/25	Issued	940.44	USD
503480	P8328	1	6922		Unison Solutions	Dubuque	8/7/25	Issued	795.00	USD
503481	P8329	1	6956		Superior Fuel Company	Duluth	8/7/25	Issued	2,191.03	USD
503482	P8330	1	6959	02TX	Alliance Technical Group	Dallas	8/7/25	Issued	354.30	USD
503483	P8331	1	6978		EPIC iO Technologies	Fort Mill	8/7/25	Issued	1,515.70	USD
503484	P8332	1	6979	01MO	River Bend Lab	St. Louis	8/7/25	Issued	4,434.03	USD
503485	P8333	1	6988		Shea, Chris	Duluth	8/7/25	Issued	27.42	USD
503486	P8334	1	6990	01IA	Stanley Consultants	Muscatine	8/7/25	Issued	20,243.92	USD
503487	P8364	1	422		W W Goetsch Assoc Inc	Minneapolis	8/14/25	Issued	16,657.00	USD
503488	P8365	1	557		Jamar Company	Duluth	8/14/25	Issued	2,025.00	USD
503489	P8366	1	627	27WI	Lake City Towing	Superior	8/14/25	Issued	800.00	USD
503490	P8367	1	838		Northwest Outlet	Superior	8/14/25	Issued	194.64	USD
503491	P8368	1	997		M & M Rogness Equipment Co.	North St. Paul	8/14/25	Issued	170.13	USD
503492	P8369	1	1091	91MN	Ferguson Enterprises LLC #1657	Chicago	8/14/25	Issued	4,988.24	USD
503493	P8370	1	1145	45MN	Ziegler Inc	Minneapolis	8/14/25	Issued	972.28	USD
503494	P8371	1	1177		Tech Sales Co	Minneapolis	8/14/25	Issued	25,852.00	USD
503495	P8372	1	1195		Todd Signs	Duluth	8/14/25	Issued	100.00	USD
503496	P8373	1	1241		United Way Of Duluth	Duluth	8/14/25	Issued	532.00	USD
503497	P8374	1	1324	24WI	Motion Industries Inc	Chicago	8/14/25	Issued	58.98	USD
503498	P8375	1	1352	52MN	Graybar Electric Co, Inc.	Chicago	8/14/25	Issued	9,396.21	USD
503499	P8376	1	1362		McMaster Carr Supply	Chicago	8/14/25	Issued	159.93	USD
503500	P8377	1	1966	66MN	Fastenal Company	Winona	8/14/25	Issued	938.37	USD
503501	P8378	1	2794		USA Bluebook	Gurnee	8/14/25	Issued	908.12	USD
503502	P8379	1	3044		Retrofit Recycling Inc	Owatonna	8/14/25	Issued	1,770.35	USD
503503	P8380	1	3940	40MN	Veolia ES Technical Solutions	Chicago	8/14/25	Issued	10,491.54	USD
503504	P8381	1	4166		Madison National Life Ins Co.	Carol Stream	8/14/25	Issued	2,072.89	USD
503505	P8382	1	4325	01NJ	Valstone Corporation (AWS)	Newark	8/14/25	Issued	263.27	USD
503506	P8383	1	4560	2AZ	Centurylink	Phoenix	8/14/25	Issued	1,201.44	USD

Cash Payment Register continued...

Date 8/20/25
Time 7:55 AM CDT

Pay Group 1 Western Lake Superior Sanitary District
Post Company 1 Western Lake Superior Sanitary District
Cash Payment Register for 7/23/25 thru 8/19/25

USD
USD

All Report Account Currency

Company 1 Western Lake Superior Sanitary District
Cash Code 10225 US Bank
Payment Code CHK Currency USD

Payment Number	Identifier	Co	Vendor Number	Remit To	Name	City	Payment Date	Status	Payment Amount	Curr
503507	P8384	1	4663		Engineered Sales Company	Bloomington	8/14/25	Issued	727.03	USD
503508	P8385	1	4749		Soil Control Lab	Watsonville	8/14/25	Issued	82.00	USD
503509	P8386	1	5137	37MN	Twin Ports Paper & Supply Inc.	Duluth	8/14/25	Issued	796.15	USD
503510	P8387	1	5525		Consolidated Communications	St. Louis	8/14/25	Issued	1,188.38	USD
503511	P8388	1	5660		Minnesota Energy Resources	Glenview	8/14/25	Issued	90.00	USD
503512	P8389	1	5836	F1	Mediacom	Carol Stream	8/14/25	Issued	247.40	USD
503513	P8390	1	5961		James E Aird	Proctor	8/14/25	Issued	183.60	USD
503514	P8391	1	6211		Marcia Podratz	Duluth	8/14/25	Issued	58.82	USD
503515	P8392	1	6212		Paul Thomsen	Duluth	8/14/25	Issued	177.30	USD
503516	P8393	1	6313		Julene Boe	Duluth	8/14/25	Issued	61.90	USD
503517	P8394	1	6485		Minnesota Petroleum Service	Columbia Heights	8/14/25	Issued	217.00	USD
503518	P8395	1	6533		Loren Lilly	Cloquet	8/14/25	Issued	79.40	USD
503519	P8396	1	6542	36	Northeast Forage and Grassland	St. Paul	8/14/25	Issued	200.00	USD
503520	P8397	1	6547		Laura Ness	Duluth	8/14/25	Issued	170.58	USD
503521	P8398	1	6566		Gateway Food Products Co	Dupo	8/14/25	Issued	3,120.60	USD
503522	P8399	1	6604		Energenecs Inc	Saukville	8/14/25	Issued	2,340.68	USD
503523	P8400	1	6625	01MI	Crestmark Bank	Troy	8/14/25	Issued	1,480.00	USD
503524	P8401	1	6708	01WI	Geo-Synthetics Systems LLC	Waukesha	8/14/25	Issued	4,455.40	USD
503525	P8402	1	6755		Robert Schilling	Duluth	8/14/25	Issued	324.90	USD
503526	P8403	1	6782	01IL	Eurofins Environment Testing	Carol Stream	8/14/25	Issued	344.00	USD
503527	P8404	1	6791		Sir Benedict's Tavern	Duluth	8/14/25	Issued	207.63	USD
503528	P8405	1	6819	01MN	Bell Bank Equipment Finance	Maple Grove	8/14/25	Issued	2,268.59	USD
503529	P8406	1	6833		John Ezell	Carlton	8/14/25	Issued	259.20	USD
503530	P8407	1	6872	01AK	Mayday Consulting LLC	Homer	8/14/25	Issued	360.00	USD
503531	P8408	1	6956		Superior Fuel Company	Duluth	8/14/25	Issued	1,464.32	USD
503532	P8409	1	7003		Ben Mathews	Hermantown	8/14/25	Issued	214.40	USD
503533	P8410	1	7010		FI Salter Real Estate Inc.	Duluth	8/14/25	Issued	2,850.00	USD

*** Payment Code	CHK	Totals	
		Total Open Payments	159 688,886.10
		Total Reconciled Payments	12 146,861.70
		Total Void Payments	0.00
		Total Stale Dated Payments	0
		Total Escheated Payments	0

Cash Payment Register continued...

Date 8/20/25
Time 7:55 AM CDT

Pay Group 1 Western Lake Superior Sanitary District
Post Company 1 Western Lake Superior Sanitary District
Cash Payment Register for 7/23/25 thru 8/19/25

USD
USD

Page 7

All Report Account Currency

Company 1 Western Lake Superior Sanitary District
Cash Code 10225 US Bank
Payment Code PCR Currency USD

Payment Number	Identifier	Co	Vendor Number	Remit To	Name	City	Payment Date	Status	Payment Amount	Curr
200620	P8076	1	296		City Of Duluth Comfort Systems	Minneapolis	7/24/25	Issued	72.48	USD
200621	P8077	1	376		Fedex	Palatine	7/24/25	Issued	295.18	USD
200622	P8078	1	2027		Admax Displays, Inc.	Duluth	7/24/25	Issued	625.00	USD
200623	P8079	1	3471	IL71	AT&T Mobility	Carol Stream	7/24/25	Issued	2,783.49	USD
200624	P8080	1	4836	36NJ	Verizon	Newark	7/24/25	Issued	66.32	USD
200625	P8081	1	6034	01MN	Innovative Office Solutions	Minneapolis	7/24/25	Issued	239.44	USD
200626	P8082	1	6540	40MA	Cintas Corporation	Dallas	7/24/25	Issued	928.90	USD
200627	P8083	1	6953		Vaughan Maintenance Services L	Superior	7/24/25	Issued	1,750.00	USD
200628	P8129	1	6599		US Bank Credit Card	.	7/31/25	Reconciled	22,463.32	USD
200629	P8181	1	286		Duluth Chamber Of Commerce	Duluth	7/31/25	Issued	1,600.00	USD
200630	P8182	1	296		City Of Duluth Comfort Systems	Minneapolis	7/31/25	Issued	325.84	USD
200631	P8183	1	376		Fedex	Palatine	7/31/25	Issued	457.77	USD
200632	P8184	1	762	62MN	Swagelok Minnesota	Minneapolis	7/31/25	Issued	190.82	USD
200633	P8185	1	821	21MN	Airgas North Central	Chicago	7/31/25	Issued	2,103.83	USD
200634	P8186	1	1711	11IL	Grainger	Palatine	7/31/25	Issued	945.46	USD
200635	P8187	1	6540	40MA	Cintas Corporation	Dallas	7/31/25	Issued	989.34	USD
200636	P8188	1	6881	01SP	CTC	St. Paul	7/31/25	Issued	810.00	USD
200637	P8189	1	7006		iSpring Solutions, Inc.	Alexandria	7/31/25	Issued	870.00	USD
200638	P8279	1	286		Duluth Chamber Of Commerce	Duluth	8/7/25	Issued	35.00	USD
200639	P8280	1	296		City Of Duluth Comfort Systems	Minneapolis	8/7/25	Issued	20,066.62	USD
200640	P8281	1	821	21MN	Airgas North Central	Chicago	8/7/25	Issued	211.26	USD
200641	P8282	1	5847	01IL	Stericycle, Inc.	Chicago	8/7/25	Issued	280.00	USD
200642	P8283	1	6034		Innovative Office Solutions	Burnsville	8/7/25	Issued	219.45	USD
200643	P8284	1	6440		Stone River Wildlife Control	Culver	8/7/25	Issued	100.00	USD
200644	P8285	1	6540	40MA	Cintas Corporation	Dallas	8/7/25	Issued	991.91	USD
200645	P8286	1	6841	00TX	ApplicantPro Holdings	Dallas	8/7/25	Issued	353.00	USD
200646	P8287	1	6953		Vaughan Maintenance Services L	Superior	8/7/25	Issued	300.00	USD
200647	P8341	1	296		City Of Duluth Comfort Systems	Minneapolis	8/14/25	Issued	221.95	USD
200648	P8342	1	376		Fedex	Palatine	8/14/25	Issued	168.50	USD
200649	P8343	1	821	21MN	Airgas North Central	Chicago	8/14/25	Issued	6,434.55	USD
200650	P8344	1	1711	11IL	Grainger	Palatine	8/14/25	Issued	631.51	USD
200651	P8345	1	2483	01MN	Lakes Gas	Wyoming	8/14/25	Issued	87.10	USD
200652	P8346	1	3471	IL71	AT&T Mobility	Carol Stream	8/14/25	Issued	2,799.76	USD
200653	P8347	1	6034	01MN	Innovative Office Solutions	Minneapolis	8/14/25	Issued	128.36	USD
200654	P8348	1	6121	01MN	Essentia Health	Minneapolis	8/14/25	Issued	1,294.00	USD
200655	P8349	1	6440		Stone River Wildlife Control	Culver	8/14/25	Issued	1,050.00	USD
200656	P8350	1	6540	40MA	Cintas Corporation	Dallas	8/14/25	Issued	781.25	USD
200657	P8351	1	6841	00TX	ApplicantPro Holdings	Dallas	8/14/25	Issued	286.00	USD
200658	P8352	1	6881	01SP	CTC	St. Paul	8/14/25	Issued	415.00	USD

*** Payment Code	PCR	Totals		
		Total Open Payments	38	51,909.09
		Total Reconciled Payments	1	22,463.32
		Total Void Payments		0.00
		Total Stale Dated Payments		0
		Total Escheated Payments		0

Cash Payment Register continued...

Date 8/20/25
Time 7:55 AM CDT

Pay Group 1 Western Lake Superior Sanitary District
Post Company 1 Western Lake Superior Sanitary District
Cash Payment Register for 7/23/25 thru 8/19/25

USD
USD

Page 8

All Report Account Currency

Company 1 Western Lake Superior Sanitary District
Cash Code 10225 US Bank
Payment Code WIR Currency USD

Payment Number	Identifier	Co	Vendor Number	Remit To	Name	City	Payment Date	Status	Payment Amount	Curr
100082	P8102	1	753		Minnesota Power	Minneapolis	7/28/25	Reconciled	171,809.51	USD
100083	P8126	1	1410		Piper Sandler	Minneapolis	7/30/25	Reconciled	750,000.00	USD
100084	P8127	1	5922		League Of MN Cities-4M Fund	.	7/30/25	Reconciled	200,000.00	USD
100085	P8128	1	6677		Moreton Capital Markets, LLC.	Salt Lake City	7/30/25	Reconciled	600,000.00	USD
100086	P8417	1	2677		Minn Dept Of Employment And	St. Paul	8/18/25	Issued	7,967,958.46	USD
100087	P8418	1	5841		Northland Veba Trust	.	8/18/25	Issued	1,812.50	USD

*** Payment Code WIR Totals

Total Open Payments	2	7,969,770.96
Total Reconciled Payments	4	1,721,809.51
Total Void Payments		0.00
Total Stale Dated Payments		0
Total Escheated Payments		0

*** Cash Code 10225 Totals

Total Open Payments	248	9,227,317.14
Total Reconciled Payments	30	2,304,234.18
Total Void Payments		0.00
Total Stale Dated Payments		0
Total Escheated Payments		0

*** Pay Group 1 USD Totals

Total Open Payments	248	9,227,317.14
Total Reconciled Payments	30	2,304,234.18
Total Void Payments		0.00
Total Stale Dated Payments		0
Total Escheated Payments		0

Memo

To: Board of Directors
From: Operations and Planning Committee
Date: August 25, 2025
Subject: Approval of Professional Services - Perimeter Security Assessment

Project Background

The Courtland Street facility contains critical infrastructure, equipment, and treatment processes that pose significant safety and environmental risks if accessed by unauthorized individuals. To enhance site security and reduce the potential for trespass or accidental entry into hazardous areas, the need has been identified for improved physical barriers, signage, and procedural access controls. This effort is part of a broader initiative to improve safety, limit liability, and ensure the facility is aligned with current best practices for securing essential utility operations.

Scope of Work

Resource Renew has solicited proposals from two firms that provide security, access control and vulnerability assessments. SEH, Inc. was selected to develop a comprehensive facility and site assessment report that addresses site conditions, security considerations, and infrastructure recommendations. The report will serve as a planning tool with supporting exhibits, cost estimates, and input to inform future improvements and potential funding strategies. SEH was chosen based on their overall experience and approach. The team that will be working on this project has extensive experience planning and assessing perimeter security at airport facilities.

Budget Summary

The table below provides a summary of project phases and associated costs.

Project Phase	Cost
Project #101134 Budget	\$450,000
Task 1: Project Management / QAQC	\$52,420
Task 2: Technical Report	\$11,017
Task 3: Alternatives Analysis	\$16,880
Task 4: Cost Estimates and Implementation	\$6,834
Total Project Cost (estimate)	\$87,151
Previously Committed Funds (cameras, door card readers)	\$111,254
Remaining Budget	\$251,595

Project Schedule

Planning and design will proceed immediately upon approval by the Board and award of contract. The project design will be completed by February 2026.

Proposed Project Schedule	
Date	Activity
August 2025	Work Authorization
October 2025	Kick Off Meeting
October 2025	Document Conditions
November 2025	Alternatives Analysis
December 2025	Identify Preferred Alternatives
January 2026	CIP and Implementation Plan
February 2026	Finalize Technical Report

RECOMMENDATION

The Operations and Planning Committee recommends the Board approve entering into a contract with SEH, Inc. for design phase engineering services associated with the Facility and Site Improvements Perimeter Security Project, in the amount not to exceed \$87,151.

This project will be funded from the “Facility and Site Improvement – Perimeter Security Project” (# 101134) from the approved 2023 and 2024 wastewater capital budgets.

Memo

To: Board of Directors
From: Operations and Planning Committee
Date: August 25, 2025
Subject: Approval of Solid Waste Transfer Station Operation and Transportation Services

BACKGROUND

The Western Lake Superior Sanitary District (WLSSD) first entered into an agreement with Carlson Timber Products, Inc. for operations and transportation services at the District's Solid Waste Transfer Station on May 16, 2022. The terms of this agreement expire on June 30, 2027, which coincide with what the expected closure date of the Moccasin Mike Landfill in Superior, Wisconsin was at the time the 2022 agreement was finalized. This agreement has provided consistent, reliable service and a strong working relationship for the past three years. The 2022 agreement contains a provision that if the District's disposal location changes prior to the expiration date of the agreement, the two parties will negotiate in good faith the per ton transportation fee to the new facility. Since the finalization of the 2022 agreement, the confirmed date for the closure of the Superior Landfill has been announced as June 30, 2026. In response to this, the District initiated a formal request for proposals (RFP) process resulting in a 10-year agreement with St. Louis County for disposal of the District's waste at the Virginia Regional Landfill commencing July 1, 2026, through June 30, 2036.

Upon finalization of the District's disposal agreement with St. Louis County, staff reached out to Carlson Timber to begin negotiating a new per ton transportation fee for hauling to the Virginia Landfill. With the longer hauling distance to the Virginia Landfill more trucks and trailers will be required to serve the transfer station operation. Because of the need for Carlson Timber to purchase several additional trucks and trailers in order to provide transportation services to Virginia, a commitment longer than the remaining one-year of the original 2022 agreement was desired. The term of a proposed new agreement would begin July 1, 2026, and would extend through June 30, 2036, to align with the recent agreement with St. Louis County for solid waste disposal.

RATIONALE FOR VENDOR CONTIUATION

After a thorough review of Carlson Timber's proposed rates, District staff determined they were validated by the estimated per-ton transportation costs outlined in the Burns and McDonnell Transfer Station Facility Plan received earlier this year as well as comparison to the 2024 public proposal process for operations and transportation services at the Itasca County Transfer Station in Grand Rapids, MN. The proposed costs from Carlson Timber for transportation services for WLSSD are estimated at \$0.30/ton mile. In comparison, the Itasca County public process showed a range of \$0.32 – \$0.46/ton mile to disposal locations, while the Burns and McDonnell study estimated a cost of \$0.28/ton mile to haul from WLSSD to Virginia.

Considering the long-standing, positive relationship with Carlson Timber, their demonstrated high performance, the importance of maintaining seamless service continuity, and the above cost analysis, staff concluded that issuing a formal request for proposals (RFP) was not warranted. Carlson Timber's reliability, responsiveness,

and operational expertise will continue to ensure consistent operational excellence and uninterrupted service delivery for the District. Additionally, Minn. Stat. Sec. 400.04, subd. 4 allows WLSSD to enter into management and service contracts for solid waste management services with or without advertisement for bids. The contract for transportation services and transfer station operation services are solid waste management services and falls within the scope of this statute. The table below outlines the proposed rate changes under the proposed new agreement.

PROPOSED AGREEMENT RATE CHANGES

Service	Current Rate 2025	Proposed Rate (July 1, 2026)
Transportation Fee	\$15.71/ton	\$35.37/ton
Transfer Station Operations Fee	\$7.86/ton	\$7.86/ton + CPI Adjustment
Total Operations and Transport Fee	\$23.57/ton	\$43.23/ton

The proposed operations fee reflects the same scope of services currently provided by Carlson Timber, with no anticipated operational changes planned. Accordingly, the operations fee will be adjusted solely based on Consumer Price Index (CPI) increase or decrease, if any, outlined in the current agreement, effective July 1, 2026.

The proposed transportation fees, however, will be adjusted to reflect service changes, including longer hauling distances to Virginia, additional truck requirements, and increased fuel expenses. As with the current agreement, the annual fees shall be adjusted on July 1 of each year, beginning in the year of 2027.

Combined with disposal price to be charged at the Virginia Regional landfill of \$44.00/ton and the proposed transfer station operations and transportation costs of Carlson Timber of \$43.23/ton, the approximate tip fee to be charged at the WLSSD Transfer Station would be \$87.23/ton effective July 1, 2026.

RECOMMENDATION

The Operations and Planning Committee recommends the Board to approve entering into an agreement with Carlson Timber Products, Inc. for Solid Waste Transfer Station Operation and Transportation Services at the WLSSD Solid Waste Transfer Station effective July 1, 2026, to June 30, 2036.

Memo

To: Board of Directors
From: Operations and Planning Committee
Date: August 25, 2025
Subject: Approval of Resource Renew Premium Bagged Compost Wholesale Price Increase

BACKGROUND

Resource Renew Compost is a premium soil amendment produced year-round but available for purchase seasonally at the Resource Renew organics composting facility. Food waste from residents, businesses, and institutions is blended with yard trimmings and select brush, then carefully composted over several months in a highly managed process. The finished material is screened, cured, tested for quality, and then sold in bulk or packaged for sale as bagged compost. Bagged compost is currently distributed to wholesale customers and sold directly to the public at Resource Renew’s Yard Waste Site and Materials Recovery Center (MRC).

Resource Renew has partnered with wholesale customers for many years to broaden the reach and visibility of Resource Renew Premium Compost. This approach has successfully placed this product alongside other soil amendment brands on retail shelves, helping to strengthen public recognition of Resource Renew’s composting program and expanding community access to the product.

CURRENT PRICING STRUCTURE

Wholesale compost bags sold to area retailers are currently priced at \$3.75 each, while the same bags are sold at District facilities to residents at \$6.00 each. As a subsidized product that is funded through the solid waste management fee (SWMF) collected from District residents and businesses, this pricing difference means wholesale purchasers pay substantially less than residents for the same high-quality product.

Sales and Revenue Comparison - 2025

Customer Type	Bags Sold	Price Per Bag	Estimated Revenue	Estimated Revenue at \$6.00
Wholesale	4,260	\$3.75	\$15,975	\$25,560
Residential	3,482	\$6.00	\$20,892	\$20,892
Total	7,742	-	\$36,867	\$46,452

If wholesale customers had paid the residential rate, Resource Renew would have generated approximately **\$9,585 more** in revenue in 2025.

Wholesale compost bag prices have remained relatively flat since 2003, increasing gradually from approximately \$1.85 per bag to today’s rate of \$3.75. Over the same period, residential bag prices have increased from around \$4.00 per bag to the current rate of \$6.00.

RATIONALE FOR ADJUSTMENT

Resource Renew's composting program is now well established, with many residents regularly purchasing compost directly at the Materials Recovery Center and Yard Waste sites, often while disposing of yard waste or organics, creating a convenient and trusted avenue for product distribution. While wholesale partnerships continue to play a valuable role in expanding the reach and visibility of the compost, the continued development of the program supports aligning wholesale and residential pricing.

Adjusting the wholesale price to match residential rates will simplify Resource Renew's pricing structure and promote a more equitable approach to product distribution. This change supports the long-term sustainability of the composting program while continuing to provide the community with a high-quality, locally produced soil amendment.

RECOMMENDATION

The Operations and Planning Committee recommends the Board to approve a \$2.25 per bag increase for wholesale Resource Renew Premium Compost bagged product effective January 1, 2026.

Memo

To: Board of Directors
From: Operations and Planning Committee
Date: August 25, 2025
Subject: Approval of Mattress Price Increase at the Materials Recovery Center (MRC)

Project Background

Resource Renew has partnered with Goodwill Industries in Duluth for many years to recycle mattresses collected at the Materials Recovery Center (MRC). In 2024, the MRC recycled approximately 4,925 mattresses, diverting bulky materials from the landfill and ensuring proper material recovery.

This spring, Goodwill announced that its mattress recycling fee will increase from \$20 to \$25 per mattress effective July 1, 2025. Goodwill outlined that the increase is necessary to remain financially stable within their mattress recycling program and to continue supporting their mission. They cited challenges in staying competitive in the job market, operating in today’s business environment, and maintaining equipment as the primary drivers for the change.

Goodwill’s mattress recycling fees have increased steadily over time, including a rise from \$9.50 per mattress in 2017 to \$20 by 2022. The MRC disposal rates have been adjusted to reflect these changes and have held steady at \$20 since August 2022. With Goodwill’s recent increase to \$25 per mattress, effective July 1, 2025, the recommended rate changes are outlined below.

	<i>Current 2025 Rates</i>	<i>Proposed 2025 Rates</i>
MRC		
<i>Mattresses</i>		
Dry	\$20.00	\$25.00
Wet	\$24.00	\$25.00

Adjusting the MRC disposal rate to \$25 per mattress will ensure alignment with Goodwill Industries updated fee, help maintain the long-term sustainability of the mattress recycling program and establishes a clear and simplified pricing structure at the MRC.

Recommendation

The Operations and Planning Committee recommends the Board to approve increasing the dry mattress disposal rate by \$5.00 and the wet mattress disposal rate by \$1.00, effective September 1, 2025.

WESTERN LAKE SUPERIOR SANITARY DISTRICT

FINANCIAL STATEMENT

July 2025

	<u>Page</u>
Wastewater Schedule of Revenues and Expenses	1
Wastewater Flows and Loads	2-4
Solid Waste Schedule of Revenues and Expenses	5
Total District Schedule of Revenues and Expenses	6
Total District Revenue Statement	7-8
Total District Expense Statement	9-10
Balance Sheet	11-12

**Western Lake Superior Sanitary District
Wastewater
Schedule of Revenue & Expense (Allocation)
For Period Ending July 31, 2025**

Acct	Description	Annual Budget 2025	Month Budget	Month Actual	Variance	Act/Bud	YTD Budget 2025	YTD Actual	Variance	Act/Bud
	Capacity Availability Fee	500,000	43,045	22,560	(20,485)	52%	233,811	207,552	(26,259)	89%
	Wastewater Municipality Revenue	13,393,426	1,116,120	1,116,120	0	100%	7,812,840	7,812,840	0	100%
	Hauled Waste	458,000	45,985	62,769	16,784	136%	211,415	278,786	67,371	132%
	Wastewater Industrial Revenue	16,875,635	1,424,841	1,470,283	45,442	103%	9,815,423	9,427,527	(387,896)	96%
	District Wide Allocation	378,000	0	0	0	0%	189,000	189,001	1	100%
	Miscellaneous	32,250	2,293	197	(2,096)	9%	15,089	14,885	(204)	99%
33700	Investment Earnings	409,000	37,964	40,897	2,933	108%	245,022	290,104	45,082	118%
	Revenue	32,046,311	2,670,248	2,712,825	42,577	102%	18,522,600	18,220,695	(301,905)	98%
	Salaries, Wages and Compensation	7,575,846	643,072	628,196	14,875	98%	4,387,572	4,334,202	53,370	99%
	Overtime	434,062	36,737	42,031	(5,294)	114%	252,546	279,375	(26,830)	111%
	Benefits	3,475,433	273,119	252,684	20,435	93%	2,118,059	2,003,079	114,980	95%
	Payroll and Benefits	11,485,341	952,927	922,911	30,016	97%	6,758,176	6,616,656	141,520	98%
	Electricity	2,481,949	207,424	197,189	10,235	95%	1,439,158	1,360,967	78,191	95%
	Other Utilities and Fuels	604,232	53,856	47,046	6,810	87%	349,713	374,122	(24,410)	107%
	Fuel Oil	3,420	285	0	285	0%	1,995	0	1,995	0%
	Natural Gas	322,478	13,055	18,067	(5,012)	138%	205,732	239,822	(34,090)	117%
	Utilities and Fuel	3,412,079	274,620	262,302	12,318	96%	1,996,598	1,974,912	21,686	99%
	Repair and Maintenance	857,434	107,934	80,085	27,849	74%	497,993	484,243	13,749	97%
	Insurance	170,940	14,245	19,075	(4,830)	134%	99,715	118,600	(18,885)	119%
	Solid Waste & Grit Disposals	16,935	2,032	4,263	(2,231)	210%	10,161	8,095	2,066	80%
	Contract Services	1,660,433	135,403	108,442	26,961	80%	906,562	715,357	191,205	79%
	Supplies	431,321	37,139	53,803	(16,664)	145%	255,130	304,595	(49,465)	119%
	Chemicals	2,598,601	258,649	241,949	16,700	94%	1,540,891	1,309,803	231,088	85%
	Other Expense	925,778	72,566	107,926	(35,360)	149%	621,947	533,824	88,123	86%
	Other Direct Expenses	6,661,442	627,967	615,541	12,426	98%	3,932,398	3,474,517	457,881	88%
	Non-Payroll Expenses	10,073,520	902,587	877,843	24,744	97%	5,928,996	5,449,428	479,567	92%
	O & M Expenses	21,558,862	1,855,514	1,800,755	54,759	97%	12,687,172	12,066,084	621,088	95%
	Capital Projects	4,000,000	333,333	333,333	0	100%	2,333,331	2,333,331	0	100%
	Investment Earnings Construction	(300,000)	(26,368)	(27,371)	1,003	104%	(184,733)	(236,458)	51,725	128%
	Investment Earnings - Debt Service	(750,000)	(79,938)	(110,882)	30,944	139%	(473,594)	(699,351)	225,757	148%
	Debt Service	9,488,246	790,687	790,687	0	100%	5,534,809	5,534,809	0	100%
	Total Expenses	33,997,108	2,873,228	2,786,522	86,706	97%	19,896,985	18,998,415	898,570	95%
	Net Surplus	(1,950,797)	(202,980)	(73,697)	(129,283)	36%	(1,374,385)	(777,720)	(596,665)	57%

2025 FLOW (MGD)

	BUDGET	AVG THROUGH	
	2025	7/31/2025	VARIANCE
DULUTH	13.000	11.302	(1.698)
CLOQUET	1.000	1.005	0.005
HERMANTOWN	0.650	0.718	0.068
PROCTOR	0.400	0.349	(0.051)
ESKO	0.2062	0.174	(0.033)
(Includes Helb/Lars)			
SCANLON	0.169	0.386	0.217
CARLTON	0.160	0.146	(0.014)
THOMSON	0.009	0.008	(0.001)
(City only)			
TWIN LAKES	0.040	0.034	(0.006)
RICE LAKE	0.060	0.054	(0.006)
OLIVER	0.020	0.018	(0.002)
PIKE LAKE	0.100	0.086	(0.014)
KNIFE RIVER	0.024	0.023	(0.001)
MPCA LANDFILL	0.003	0.002	(0.002)
WRENSHALL	0.030	0.032	0.002
JAY COOKE	0.002	0.0020	0.000
BUFFALO/MIDWAY	0.0050	0.006	0.0008
DULUTH/NORTH SHO	0.057	0.053	(0.004)
MUNICIPAL SUBTOT	15.935	14.396	(1.539)
SAPPI	17.019	16.522	(0.497)
USG	0.550	0.445	(0.105)
SOFIDEL AMERICA	1.500	1.419	(0.081)
SPECIALTY MINERALS	0.195	0.214	0.019
INDUSTRIAL SUBTOT	19.264	18.600	(0.664)
TOTAL FLOW	35.199	32.996	(2.203)

2025 BOD (LBS/DAY)

	BUDGET 2025	AVG THROUGH 7/31/2025	VARIANCE
DULUTH	13,200	12,271	(929)
CLOQUET	1,493	1,501	8
HERMANTOWN	1,150	1,073	(77)
PROCTOR	475	375	(100)
ESKO (Includes Helb/Lars)	269	269	0
SCANLON	282	644	362
CARLTON	171	171	0
THOMSON (City only)	15	13	(2)
TWIN LAKES	153	142	(11)
RICE LAKE	100	90	(10)
OLIVER	33	30	(3)
PIKE LAKE	167	144	(23)
KNIFE RIVER	40	38	(2)
MPCA LANDFILL	5	2	(3)
WRENSHALL	50	53	3
JAY COOKE	3	3	(0)
BUFFALO/MIDWAY	13	14	1
DULUTH/NORTH SHOI	95	88	(7)
MUNICIPAL SUBTOT	17,715	16,921	(794)
SAPPI	40,000	32,869	(7,131)
USG	2,000	1,558	(442)
SOFIDEL AMERICA	325	307	(18)
SPECIALTY MINERALS	5	6	1
INDUSTRIAL SUBTOT	42,330	34,740	(7,590)
TOTAL BOD	60,045	51,661	(8,384)

2025 SUSPENDED SOLIDS (LBS/DAY)

	BUDGET	AVG THROUGH	
	2025	7/31/2025	VARIANCE
DULUTH	17,000	18,264	1,264
CLOQUET	2,000	2,205	205
HERMANTOWN	1,100	1,200	100
PROCTOR	550	556	6
ESKO	322	322	0
(Includes Helb/Lars)			
SCANLON	282	644	362
CARLTON	206	206	0
THOMSON	13	13	0
(City only)			
TWIN LAKES	133	127	(6)
RICE LAKE	100	90	(10)
OLIVER	33	30	(3)
PIKE LAKE	167	144	(23)
KNIFE RIVER	37	38	1
MPCA LANDFILL	5	2	(3)
WRENSHALL	50	53	3
JAY COOKE	3	3	(0)
BUFFALO/MIDWAY	8	10	2
DULUTH/NORTH SHO	95	88	(7)
MUNICIPAL SUBTOT	22,104	23,995	1,891
SAPPI	20,035	22,634	2,599
USG	3,000	1,845	(1,155)
SOFIDEL AMERICA	300	348	48
SPECIALTY MINERALS	500	517	17
INDUSTRIAL SUBTOT	23,835	25,344	1,509
TOTAL DISTRICT	45,939	49,339	3,400

**Western Lake Superior Sanitary District
Solid Waste
Schedule of Revenue & Expense (Allocation)
For Period Ending July 31, 2025**

Acct	Description	Annual Budget 2025	Month Budget	Month Actual	Variance	Act/Bud	YTD Budget 2025	YTD Actual	Variance	Act/Bud
	Miscellaneous	0	0	0	0	0%	0	36	36	0%
	Solid Waste Tipping Fees	6,882,100	669,726	679,102	9,376	101%	3,989,298	3,891,645	(97,653)	98%
	Solid Waste MRC Demo	762,900	85,633	73,190	(12,443)	85%	406,009	405,012	(997)	100%
	Solid Waste Service Fees	3,174,000	263,501	288,665	5,164	102%	1,829,775	1,852,649	22,874	101%
	HHW Revenue	426,000	1,736	31,025	29,289	1787%	158,595	193,933	35,338	122%
	Recycling Revenue	1,100	52	11,392	11,340	21907%	565	29,327	28,762	5191%
	Yard Waste Revenue	162,550	14,105	11,775	(2,330)	83%	132,817	135,469	2,652	102%
	Property Taxes	1,327,664	110,639	112,745	2,106	102%	774,473	778,096	3,623	100%
	SW Operating Grants	466,000	66,000	0	(66,000)	0%	266,000	213,686	(52,314)	80%
33700	Investment Earnings	50,000	4,167	7,217	3,050	173%	29,169	51,195	22,026	176%
	Revenue	13,252,314	1,215,559	1,195,111	(20,448)	98%	7,586,701	7,551,049	(35,652)	100%
	Salaries, Wages and Compensation	2,556,973	217,092	227,990	(10,897)	105%	1,481,478	1,472,291	9,187	99%
	Overtime	65,738	8,103	4,601	3,502	57%	40,609	42,315	(1,706)	104%
	Benefits	1,195,925	93,107	88,637	4,470	95%	733,538	679,816	53,722	93%
	Payroll and Benefits	3,818,636	318,303	321,228	(2,925)	101%	2,255,626	2,194,423	61,203	97%
	Electricity	59,231	4,211	3,310	901	79%	35,170	23,593	11,576	67%
	Other Utilities and Fuels	59,918	5,468	6,505	(1,036)	119%	35,546	35,306	240	99%
	Natural Gas	11,500	150	79	71	53%	7,650	4,573	3,077	60%
	Utilities and Fuel	130,649	9,829	9,893	(64)	101%	78,366	63,472	14,894	81%
	Repair and Maintenance	48,566	4,067	5,697	(1,629)	140%	30,010	35,456	(5,445)	118%
	Insurance	93,960	7,830	10,485	(2,655)	134%	54,810	65,191	(10,381)	119%
	Solid Waste & Grit Disposals	7,125,731	705,208	725,439	(20,231)	103%	4,157,672	3,990,524	167,148	96%
	Contract Services	1,260,751	117,859	142,605	(24,746)	121%	685,538	643,098	42,440	94%
	Supplies	120,399	9,118	11,042	(1,924)	121%	69,201	95,241	(26,039)	138%
	Other Expense	816,339	98,557	160,034	(61,477)	162%	585,399	429,105	156,294	73%
	Other Direct Expenses	9,465,746	942,640	1,055,302	(112,663)	112%	5,582,631	5,258,615	324,016	94%
	Non-Payroll Expenses	9,596,396	952,469	1,065,196	(112,727)	112%	5,660,997	5,322,087	338,910	94%
	O & M Expenses	13,415,031	1,270,772	1,386,424	(115,652)	109%	7,916,623	7,516,510	400,113	95%
	Capital Projects	127,500	10,625	10,625	0	100%	74,375	74,375	0	100%
	Investment Earnings Construction	(27,500)	(2,292)	(6,439)	4,147	281%	(16,044)	(43,092)	27,048	269%
	Transfer Stat Capital	93,586	9,167	9,165	2	100%	55,292	50,248	5,044	91%
	Total Expenses	13,608,617	1,288,272	1,399,775	(111,503)	109%	8,030,246	7,598,041	432,205	95%
	Net Surplus	(356,303)	(72,713)	(204,663)	131,950	281%	(443,545)	(46,992)	(396,553)	11%

**Western Lake Superior Sanitary District
Total District
Schedule of Revenue & Expense (Allocation)
For Period Ending July 31, 2025**

Acct	Description	Annual Budget 2025	Month Budget	Month Actual	Variance	Act/Bud	YTD Budget 2025	YTD Actual	Variance	Act/Bud
	Capacity Availability Fee	500,000	43,045	22,560	(20,485)	52%	233,811	207,552	(26,259)	89%
	Wastewater Municipality Revenue	13,393,426	1,116,120	1,116,120	0	100%	7,812,840	7,812,840	0	100%
	Hauled Waste	458,000	45,985	62,769	16,784	136%	211,415	278,786	67,371	132%
	Wastewater Industrial Revenue	16,875,635	1,424,841	1,470,283	45,442	103%	9,815,423	9,427,527	(387,896)	96%
	District Wide Allocation	378,000	0	0	0	0%	189,000	189,001	1	100%
	Miscellaneous	32,250	2,293	197	(2,096)	9%	15,089	17,097	2,008	113%
	Solid Waste Tipping Fees	6,882,100	669,726	679,102	9,376	101%	3,989,298	3,891,645	(97,653)	98%
	Solid Waste MRC Demo	762,900	85,633	73,190	(12,443)	85%	406,009	405,012	(997)	100%
	Solid Waste Service Fees	3,174,000	263,501	268,665	5,164	102%	1,829,775	1,852,649	22,874	101%
	HHW Revenue	426,000	1,736	31,025	29,289	1787%	158,595	193,933	35,338	122%
	Recycling Revenue	1,100	52	11,392	11,340	21907%	565	29,327	28,762	5191%
	Yard Waste Revenue	162,550	14,105	11,775	(2,330)	83%	132,817	135,469	2,652	102%
	Property Taxes	1,327,664	110,639	112,745	2,106	102%	774,473	778,096	3,623	100%
	SW Operating Grants	466,000	66,000	0	(66,000)	0%	266,000	213,686	(52,314)	80%
33700	Investment Earnings	459,000	42,131	48,114	5,983	114%	274,191	341,299	67,108	124%
	Revenue	45,298,625	3,885,807	3,907,937	22,130	101%	26,109,301	25,773,920	(335,381)	99%
	Salaries, Wages and Compensation	10,132,819	860,164	856,186	3,978	100%	5,869,050	5,806,625	62,425	99%
	Overtime	499,800	44,840	46,632	(1,792)	104%	293,155	321,559	(28,404)	110%
	Benefits	4,671,358	366,226	341,321	24,905	93%	2,851,597	2,682,895	168,702	94%
	Payroll and Benefits	15,303,977	1,271,230	1,244,139	27,091	98%	9,013,802	8,811,079	202,723	98%
	Electricity	2,541,180	211,635	200,499	11,136	95%	1,474,328	1,384,561	89,767	94%
	Other Utilities and Fuels	664,150	59,324	53,550	5,774	90%	385,259	409,428	(24,169)	106%
	Fuel Oil	3,420	285	0	285	0%	1,995	0	1,995	0%
	Natural Gas	333,978	13,205	18,146	(4,941)	137%	213,382	244,395	(31,013)	115%
	Utilities and Fuel	3,542,728	284,449	272,195	12,254	96%	2,074,964	2,038,384	36,580	98%
	Repair and Maintenance	906,000	112,001	85,782	26,219	77%	528,003	519,699	8,304	98%
	Insurance	264,900	22,075	29,560	(7,485)	134%	154,525	183,791	(29,266)	119%
	Solid Waste & Grit Disposals	7,142,666	707,240	729,702	(22,462)	103%	4,167,833	3,998,619	169,214	96%
	Contract Services	2,921,184	253,262	251,047	2,215	99%	1,592,100	1,358,455	233,645	85%
	Supplies	551,720	46,257	64,845	(18,588)	140%	324,331	399,836	(75,505)	123%
	Chemicals	2,598,601	258,649	241,949	16,700	94%	1,540,891	1,309,803	231,088	85%
	Other Expense	1,742,117	171,123	267,960	(96,837)	157%	1,207,346	962,929	244,417	80%
	Other Direct Expenses	16,127,188	1,570,607	1,670,844	(100,237)	106%	9,515,029	8,733,132	781,897	92%
	Non-Payroll Expenses	19,669,916	1,855,056	1,943,039	(87,983)	105%	11,589,993	10,771,515	818,478	93%
	O & M Expenses	34,973,893	3,126,286	3,187,179	(60,893)	102%	20,603,795	19,582,594	1,021,201	95%
	Capital Projects	4,127,500	343,958	343,958	0	100%	2,407,706	2,407,706	0	100%
	Investment Earnings Construction	(327,500)	(28,660)	(33,810)	5,150	118%	(200,777)	(279,550)	78,773	139%
	Investment Earnings - Debt Service	(750,000)	(79,938)	(110,882)	30,944	139%	(473,594)	(699,351)	225,757	148%
	Transfer Stat Capital	93,586	9,167	9,165	2	100%	55,292	50,248	5,044	91%
	Debt Service	9,488,246	790,687	790,687	0	100%	5,534,809	5,534,809	0	100%
	Total Expenses	47,605,725	4,161,500	4,186,297	(24,797)	101%	27,927,231	26,596,456	1,330,775	95%
	Net Surplus	(2,307,100)	(275,693)	(278,360)	2,667	101%	(1,817,930)	(822,536)	(995,394)	45%

**Western Lake Superior Sanitary District
Total District
Revenue Statement
For Period Ending July 31, 2025**

Acct	Description	Annual Budget 2025	Month Budget	Month Actual	Variance	Act/Bud	YTD Budget 2025	YTD Actual	Variance	Act/Bud
33000	WWT Charge-Duluth	10,497,845	874,820	874,820	0	100%	6,123,740	6,123,740	0	100%
33020	WWT Charge-Cloquet	1,039,683	86,640	86,640	0	100%	606,480	606,480	0	100%
33040	WWT Charge-Proctor	355,130	29,594	29,594	0	100%	207,158	207,158	0	100%
33060	WWT Charge-Hermantown	647,817	53,985	53,985	0	100%	377,895	377,895	0	100%
33080	WWT Charge-Scanlon	154,253	12,854	12,854	0	100%	89,978	89,978	0	100%
33100	WWT Charge-Thomson Twn	183,824	15,319	15,319	0	100%	107,233	107,233	0	100%
33120	WWT Charge-Carlton	136,927	11,411	11,411	0	100%	79,877	79,877	0	100%
33140	WWT Charge-Wrenshall	28,854	2,405	2,405	0	100%	16,835	16,835	0	100%
33150	WWT Charge-Twin Lakes	71,895	5,991	5,991	0	100%	41,937	41,937	0	100%
33160	WWT Charge-Thomson City	9,957	830	830	0	100%	5,810	5,810	0	100%
33170	WWT Charge-Oliver	18,908	1,576	1,576	0	100%	11,032	11,032	0	100%
33180	WWT Charge-Jay Cooke	2,634	220	220	0	100%	1,540	1,540	0	100%
33190	WWT Charge-Pike Lake	90,802	7,567	7,567	0	100%	52,969	52,969	0	100%
33210	WWT Charge-North Shore	56,933	4,744	4,744	0	100%	33,208	33,208	0	100%
33213	WWT Charge-MPCA Landfill	9,255	771	771	0	100%	5,397	5,397	0	100%
33214	WWT Charge-Midway	5,985	499	499	0	100%	3,493	3,493	0	100%
33215	WWT Charge-Knife River	22,892	1,908	1,908	0	100%	13,356	13,356	0	100%
33220	WWT Charge-Rice Lake	59,832	4,986	4,986	0	100%	34,902	34,902	0	100%
Wastewater Municipality Revenue		13,393,426	1,116,120	1,116,120	0	100%	7,812,840	7,812,840	0	100%
33450	WWT Charge-Sofidel America	1,560,373	130,769	131,550	781	101%	909,054	898,755	(10,299)	99%
33360	WWT Charge-Sappi	14,201,276	1,199,994	1,261,119	61,125	105%	8,258,452	7,992,664	(265,788)	97%
33380	WWT Charge-USG	935,335	79,015	57,497	(21,518)	73%	543,977	428,130	(115,847)	79%
33420	WWT Charge-Spec Minerals	178,651	15,063	20,117	5,054	134%	103,940	107,978	4,038	104%
33440	WWT Charge-ST Paper 1	0	0	0	0	0%	0	0	0	0%
Wastewater Industry Revenue		16,875,635	1,424,841	1,470,283	45,442	103%	9,815,423	9,427,527	(387,896)	96%
33510	WWT Charge-Permits	750	20	150	130	750%	728	250	(478)	34%
33520	WWT Charge-Hauled Waste	458,000	45,985	62,769	16,784	136%	211,415	278,786	67,371	132%
33530	Capacity Availability Fee	500,000	43,045	22,560	(20,485)	52%	233,811	207,552	(26,259)	89%
33540	Biosolids Revenue	30,000	2,273	0	(2,273)	0%	14,361	14,422	61	100%
Wastewater Misc Revenue		988,750	91,323	85,479	(5,844)	94%	460,315	501,010	40,695	109%
33600	Tippling Fee-District	4,463,261	437,198	450,492	13,294	103%	2,636,995	2,623,752	(13,243)	99%
33605	SW Unacceptable Revenue	0	0	2,890	2,890	0%	0	12,180	12,180	0%
33610	Tippling Fee-Self Haul	675	66	0	(66)	0%	399	15	(384)	4%
33615	SW Unacceptable Ticket Fine Re	0	0	8,000	8,000	0%	0	36,200	36,200	0%
33660	Tippling Fee-Carlton	863,089	77,788	85,595	7,807	110%	487,230	499,500	12,270	103%
33665	Tippling Fee-Superior	370,221	33,361	43,080	9,719	129%	212,745	264,701	51,956	124%
33675	Tippling Fee-Cook Cty	452,102	51,616	28,712	(22,904)	56%	239,150	128,124	(111,026)	54%
33680	Tippling Fee-Lake Cty	483,096	45,340	36,478	(8,862)	80%	270,915	191,560	(79,355)	71%
33685	SW Permits/Licenses	1,000	83	50	(33)	60%	581	450	(131)	77%
33720	Admin Fee-District	82,657	8,097	7,811	(286)	96%	48,835	46,646	(2,189)	96%
33721	Admin Fee-Carlton Cty	27,902	2,515	2,475	(40)	98%	15,752	14,529	(1,223)	92%
33722	Admin Fee-Superior	12,339	1,112	1,404	292	126%	7,092	8,495	1,403	120%
33723	Admin Fee-Cook Cty	15,068	1,720	1,389	(331)	81%	7,971	6,572	(1,399)	82%
33724	Admin Fee-Lake Cty	16,102	1,511	1,563	52	103%	9,030	8,254	(776)	91%
33725	Capital Fee-District	16,458	1,612	1,557	(55)	97%	9,723	8,565	(1,158)	88%
33726	Capital Fee-Carlton Cty	19,117	1,832	1,800	(32)	98%	10,176	10,589	413	104%
33727	Capital Fee-Superior	16,453	1,483	1,871	388	126%	9,454	11,327	1,873	120%
33728	Capital Fee-Cook Cty	20,091	2,294	1,852	(442)	81%	10,628	8,762	(1,866)	82%
33729	Capital Fee-Lake Cty	21,469	2,015	2,084	69	103%	12,041	11,005	(1,036)	91%
33730	SW Ordinance Late Charge	1,000	83	0	(83)	0%	581	419	(162)	72%
Solid Waste Tippling Fees		6,882,100	669,726	679,102	9,376	101%	3,989,298	3,891,645	(97,653)	98%
33630	MRC-Demo, Mixed Waste	762,900	85,633	73,190	(12,443)	85%	406,009	405,012	(997)	100%
Solid Waste MRC Demo		762,900	85,633	73,190	(12,443)	85%	406,009	405,012	(997)	100%
33690	Serv Fee-District	3,084,000	263,501	268,665	5,164	102%	1,789,775	1,797,462	7,687	100%
33695	Serv Fee-Carlton Out	10,000	0	0	0	0%	0	0	0	0%
33698	Serv Fee-Other	80,000	0	0	0	0%	40,000	55,188	15,188	138%
Solid Waste Service Fees		3,174,000	263,501	268,665	5,164	102%	1,829,775	1,852,649	22,874	101%
33801	Property Tax-St Louis Cty	1,099,579	91,632	93,537	1,905	102%	641,424	644,664	3,240	101%
33802	Property Tax-Carlton Cty	228,085	19,007	19,208	201	101%	133,049	133,432	383	100%
Property Taxes		1,327,664	110,639	112,745	2,106	102%	774,473	778,096	3,623	100%
33700	Investment Earnings	459,000	42,131	48,114	5,983	114%	274,191	341,299	67,108	124%
33701	Investment Earn-Const	327,500	28,660	33,810	5,150	118%	200,777	279,550	78,773	139%
33702	Investment Earn-Ds	750,000	79,938	110,882	30,944	139%	473,594	699,351	225,757	148%
Investment Earnings		1,536,500	150,729	192,805	42,076	128%	948,562	1,320,201	371,639	139%
33800	District-Wide	378,000	0	0	0	0%	189,000	189,001	1	100%
33831	P-Card Rebate	0	0	0	0	0%	0	33,669	33,669	0%
33850	Capital Contributions	750	302	0	(302)	0%	606	0	(606)	0%
33860	Gain On Sale Of Asset	0	0	0	0	0%	0	11,400	11,400	0%
33950	Miscellaneous	1,500	0	0	0	0%	0	2,176	2,176	0%
Other Income		380,250	302	0	(302)	0%	189,606	236,246	46,640	125%
33641	HHW Rev-Batteries	6,000	59	226	167	382%	1,771	1,504	(268)	85%
33642	HHW Fees-Vsqg	24,000	1,677	1,845	168	110%	14,847	12,336	(2,511)	83%

**Western Lake Superior Sanitary District
Total District
Revenue Statement
For Period Ending July 31, 2025**

Acct	Description	Annual Budget 2025	Month Budget	Month Actual	Variance	Act/Bud	YTD Budget 2025	YTD Actual	Variance	Act/Bud
33643	HHW Fees-Paint Care	198,000	0	24,854	24,854	0%	99,000	87,376	(11,624)	88%
33648	HHW Rev-Dept Of Ag	15,000	0	4,100	4,100	0%	1,248	3,669	2,421	294%
33650	HHW Contract-Regional	100,000	0	0	0	0%	27,020	75,013	47,993	278%
33655	HHW Service Fees	83,000	0	0	0	0%	14,709	14,035	(674)	95%
33900	HHW-State Grant	66,000	66,000	0	(66,000)	0%	66,000	64,393	(1,607)	98%
	HHW Revenue	492,000	67,736	31,025	(36,711)	46%	224,595	258,326	33,731	115%
33640	Recycling Revenue	1,100	52	11,392	11,340	21907%	565	29,327	28,762	5191%
33890	State Grant-Score	400,000	0	0	0	0%	200,000	149,293	(50,707)	75%
	Recycling Revenue	401,100	52	11,392	11,340	21907%	200,565	178,620	(21,945)	89%
33637	Yard Waste Revenue	162,550	14,105	11,775	(2,330)	83%	132,817	135,469	2,652	102%
	Yard Waste Revenue	162,550	14,105	11,775	(2,330)	83%	132,817	135,469	2,652	102%
33944	Finance Charge Revenue	0	0	47	47	0%	0	249	249	0%
	Miscellaneous	0	0	47	47	0%	0	249	249	0%
	Total Revenue	46,376,875	3,994,707	4,052,628	57,921	101%	26,784,278	26,797,891	13,613	100%

**Western Lake Superior Sanitary District
Total District
Expense Statement
For Period Ending July 31, 2025**

Acct	Description	Annual Budget 2025	Month Budget	Month Actual	Variance	Act/Bud	YTD Budget 2025	YTD Actual	Variance	Act/Bud
44010	Direct Wages	8,323,934.00	707,417.00	694,545.57	12,871.43	98.18%	4,857,582.00	4,723,976.53	133,605.47	97.25%
44020	Sunday Premium	67,485.00	5,623.00	5,255.10	367.90	93.46%	39,370.00	41,617.10	(2,247.10)	105.71%
44040	Shift	25,428.00	2,159.00	2,422.14	(263.14)	112.19%	14,768.00	17,401.90	(2,633.90)	117.84%
44050	Vacation	760,386.00	64,581.00	84,567.74	(19,986.74)	130.95%	441,649.00	511,562.64	(69,913.64)	115.83%
44060	Holiday	486,688.00	40,558.00	42,530.09	(1,972.09)	104.86%	243,341.00	260,629.83	(17,288.83)	107.10%
44070	Personal Leave	151,529.00	12,871.00	8,906.48	3,964.52	69.20%	88,008.00	63,470.37	24,537.63	72.12%
44080	Sick	317,369.00	26,955.00	17,958.78	8,996.22	66.63%	184,332.00	187,966.40	(3,634.40)	101.97%
	Salaries & Wages	10,132,819.00	860,164.00	856,185.90	3,978.10	99.54%	5,869,050.00	5,806,624.77	62,425.23	98.94%
44090	Overtime	499,800.00	44,840.00	46,632.38	(1,792.38)	104.00%	293,155.00	321,559.06	(28,404.06)	109.69%
	Total Salary	10,632,619.00	905,004.00	902,818.28	2,185.72	99.76%	6,162,205.00	6,128,183.83	34,021.17	99.45%
44200	Employers FICA	693,640.00	58,913.00	53,597.25	5,315.75	90.98%	402,879.00	359,607.86	43,271.14	89.26%
44210	Employers FICA/Medic	154,647.00	13,135.00	12,534.90	600.10	95.43%	89,822.00	84,101.79	5,720.21	93.63%
44220	Employers PERA	797,064.00	67,695.00	67,705.24	(10.24)	100.02%	462,955.00	451,519.50	11,435.50	97.53%
44240	Group Hospital/Med	2,649,828.00	197,237.00	182,714.76	14,522.24	92.64%	1,663,643.00	1,593,008.28	70,634.72	95.75%
44260	Group Dental	123,500.00	10,293.00	9,729.61	563.39	94.53%	72,035.00	69,914.27	2,120.73	97.06%
44280	Group Life	19,506.00	1,625.00	1,553.50	71.50	95.60%	11,381.00	10,775.17	605.83	94.68%
44300	Long-Term Disability	26,506.00	2,210.00	2,061.52	148.48	93.28%	15,456.00	14,552.21	903.79	94.15%
44340	Workers Compensation	165,000.00	13,750.00	10,303.67	3,446.33	74.94%	96,250.00	63,485.01	32,764.99	65.96%
44350	Unemployment Comp	9,000.00	0.00	0.00	0.00	0.00%	9,000.00	8,840.27	159.73	98.23%
44390	Other Benefits	32,667.00	1,368.00	1,120.71	247.29	81.92%	28,176.00	27,090.84	1,085.16	96.15%
	Total Benefits	4,671,358.00	366,226.00	341,321.16	24,904.84	93.20%	2,851,597.00	2,682,895.20	168,701.80	94.08%
	Total Payroll	15,303,977.00	1,271,230.00	1,244,139.44	27,090.56	97.87%	9,013,802.00	8,811,079.03	202,722.97	97.75%
44800	Fuel-Fuel Oil	3,420.00	285.00	0.00	285.00	0.00%	1,995.00	0.00	1,995.00	0.00%
44820	Fuel-Natural Gas	330,478.00	13,155.00	18,146.27	(4,991.27)	137.94%	211,332.00	243,264.97	(31,932.97)	115.11%
44830	Fuel-Propane	3,500.00	50.00	0.00	50.00	0.00%	2,050.00	1,129.62	920.38	55.10%
55000	Electricity	2,541,180.00	211,635.00	200,498.60	11,136.40	94.74%	1,474,328.00	1,384,560.61	89,767.39	93.91%
55200	Telephone	49,330.00	4,117.00	3,907.33	209.67	94.91%	28,754.00	27,596.91	1,157.09	95.98%
55210	Telemeter	170,917.00	14,172.00	17,794.29	(3,622.29)	125.56%	99,804.00	117,393.24	(17,589.24)	117.62%
55220	Gasoline	28,275.00	2,356.00	2,517.96	(161.96)	106.87%	16,495.00	16,922.75	(427.75)	102.59%
55230	Diesel	133,181.00	10,017.00	7,560.32	2,456.68	75.47%	78,260.00	66,723.95	11,536.05	85.26%
55240	Water	235,363.00	24,536.00	17,965.07	6,570.93	73.22%	135,494.00	162,760.86	(27,266.86)	120.12%
55241	Storm Water Fee	47,084.00	4,126.00	3,805.38	320.62	92.23%	26,452.00	18,030.63	8,421.37	68.16%
55520	Repairs-Maintenance	686,000.00	57,834.00	79,655.58	(21,821.58)	137.73%	423,834.00	494,915.93	(71,081.93)	116.77%
55525	Inventory Adjustments	0.00	0.00	1,530.33	(1,530.33)	0.00%	0.00	2,223.51	(2,223.51)	0.00%
55530	Inventory Cost Variance	0.00	0.00	140.29	(140.29)	0.00%	0.00	332.73	(332.73)	0.00%
55570	Repairs-Interceptors	50,000.00	4,167.00	4,455.40	(288.40)	106.92%	29,169.00	22,226.97	6,942.03	76.20%
55580	Clean-Interceptors	170,000.00	50,000.00	0.00	50,000.00	0.00%	75,000.00	0.00	75,000.00	0.00%
55701	Solid Waste Disposal	4,646,963.00	455,192.00	431,102.02	24,089.98	94.71%	2,745,529.00	2,508,329.62	237,199.38	91.36%
44520	Contract Cleaning	86,094.00	7,172.00	6,533.00	639.00	91.09%	50,212.00	48,318.00	1,894.00	96.23%
55702	Solid Waste Disposal-MRC	252,887.00	30,000.00	30,796.12	(796.12)	102.65%	124,887.00	143,744.70	(18,857.70)	115.10%
55703	Tr Sta Operation And Transport	1,990,881.00	195,016.00	210,422.35	(15,406.35)	107.90%	1,176,256.00	1,196,058.93	(19,802.93)	101.68%
55704	Solid Waste Hauling-MRC	225,000.00	25,000.00	53,119.00	(28,119.00)	212.48%	110,000.00	141,640.70	(31,640.70)	128.76%
55705	Annual Unacceptable Incentive	8,000.00	0.00	0.00	0.00	0.00%	0.00	0.00	0.00	0.00%
55706	Solid Waste Disposal-Community	2,000.00	0.00	0.00	0.00	0.00%	1,000.00	750.00	250.00	75.00%
55710	Grit Disposals	16,935.00	2,032.00	4,262.57	(2,230.57)	209.77%	10,161.00	8,095.13	2,065.87	79.67%
55790	Cont Serv-Disp Household Recyc	45,000.00	4,500.00	4,290.22	209.78	95.34%	26,500.00	25,440.07	1,059.93	96.00%
55791	Cont Serv-Disp Medical Sharps	4,000.00	400.00	280.00	120.00	70.00%	2,100.00	1,900.00	200.00	90.48%
55792	Cont Serv-Disp Pharmaceuticals	800.00	0.00	0.00	0.00	0.00%	400.00	0.00	400.00	0.00%
55793	Cont Serv-Disp Oil & Filters	0.00	0.00	122.50	(122.50)	0.00%	0.00	(482.50)	482.50	0.00%
55794	Cont Serv-Disp Organics Overs	1,600.00	0.00	1,300.00	(1,300.00)	0.00%	0.00	1,300.00	(1,300.00)	0.00%
55795	Cont Serv-Disp Organics Reject	400.00	100.00	0.00	100.00	0.00%	100.00	0.00	100.00	0.00%
55800	Cont Serv-Electrical	6,000.00	2,000.00	2,343.94	(343.94)	117.20%	6,000.00	12,908.33	(6,908.33)	215.14%
55805	Cont Serv-Biofilter	10,000.00	0.00	0.00	0.00	0.00%	10,000.00	0.00	10,000.00	0.00%
55806	Cont Serv-Bagging	23,000.00	0.00	0.00	0.00	0.00%	23,000.00	19,731.80	3,268.20	85.79%
55807	Cont Serv-Wood Grinding	31,000.00	0.00	13,000.00	(13,000.00)	0.00%	8,000.00	13,000.00	(5,000.00)	162.50%
55808	Cont Serv-Snow Plowing	16,500.00	0.00	0.00	0.00	0.00%	13,500.00	4,155.60	9,344.40	30.78%
55812	Cont Serv-Disp Mattresses	115,000.00	12,000.00	13,725.00	(1,725.00)	114.38%	63,000.00	62,265.00	735.00	98.83%
55813	Cont Serv-Disp Electron	47,000.00	4,500.00	6,924.00	(2,424.00)	153.87%	24,000.00	27,529.08	(3,529.08)	114.70%
55814	Cont Serv-Disp Fluoresce	22,000.00	2,500.00	1,898.70	601.30	75.95%	13,500.00	5,706.53	7,793.47	42.27%
55815	Cont Serv-Disp Tire	53,000.00	6,000.00	3,209.00	2,791.00	53.48%	31,000.00	31,512.00	(512.00)	101.65%
55816	Cont Serv-Disp Local	100,000.00	5,000.00	6,884.51	(1,884.51)	137.69%	35,000.00	37,435.05	(2,435.05)	106.96%
55817	Cont Serv-Disp County	90,000.00	9,000.00	19,776.28	(10,776.28)	219.74%	52,000.00	70,361.60	(18,361.60)	135.31%
55818	Cont Serv-Recy Sheds	92,000.00	7,559.00	14,681.30	(7,122.30)	194.22%	54,208.00	48,684.79	5,523.21	89.81%
55819	Cont Serv-Disp Paint Care	115,000.00	20,000.00	17,483.74	2,516.26	87.42%	43,000.00	58,226.86	(15,226.86)	135.41%
55820	Cont Serv-O/M Plant	130,000.00	11,000.00	10,849.08	150.92	98.63%	74,000.00	81,784.72	(7,784.72)	110.52%
55835	Cont Serv-Generators	355,000.00	27,083.00	35,399.13	(8,316.13)	130.71%	189,581.00	161,130.19	28,450.81	84.99%
55840	Cont Serv-O/M Mobile	170,000.00	12,000.00	8,718.57	3,281.43	72.65%	105,000.00	76,342.92	28,657.08	72.71%
55852	Cont Serv-Field Work	15,000.00	2,000.00	1,260.50	739.50	63.03%	15,000.00	4,363.95	10,636.05	29.09%
55860	Cont Serv-Other	553,350.00	62,650.00	21,125.42	41,524.58	33.72%	252,700.00	138,487.85	114,212.15	54.80%
55861	Cont Serv-Organics	21,500.00	1,000.00	2,520.13	(1,520.13)	252.01%	15,000.00	10,316.66	4,683.34	68.78%
55862	Cont Serv-HHW	500.00	0.00	0.00	0.00	0.00%	500.00	22.00	478.00	4.40%
55863	Cont Serv-Recycling	39,900.00	4,000.00	270.00	3,730.00	6.75%	26,000.00	3,463.26	22,536.74	13.32%
55868	Cont Serv-Hardware Maint	27,656.00	2,305.00	3,854.47	(1,549.47)	167.22%	16,131.00	19,649.89	(3,518.89)	121.81%
55870	Cont Serv-Dp Maint	687,984.00	49,285.00	53,737.39	(4,452.39)	109.03%	434,212.00	389,337.93	44,874.07	89.67%
55871	Cont Serv-Mobile Devices	14,500.00	1,208.00	859.82	348.18	71.18%	8,456.00	5,563.23	2,892.77	65.79%
55875	Cont Serv-Serv Fee	46,400.00	0.00	0.00	0.00	0.00%	0.00	0.00	0.00	0.00%
55895	Mnsharp Repair Expense	1,000.00	0.00	0.00	0.00	0.00%	0.00	0.00	0.00	0.00%
66000	Supplies-Building	34,454.00	3,867.00	2,004.70	1,862.30	51.84%	21,099.00	11,613.22	9,485.78	55.04%
66010	Supplies-Equipment	224,246.00	17,919.00	36,374.64	(18,455.64)	202.99%	132,286.00	130,932.51	1,353.49	98.98%
66040	Supplies-Lab	60,000.00	5,000.00	4,224.15	775.85	84.48%	35,000.00	30,739.50	4,260.50	87.83%
66050										

**Western Lake Superior Sanitary District
Total District
Expense Statement
For Period Ending July 31, 2025**

Acct	Description	Annual Budget 2025	Month Budget	Month Actual	Variance	Act/Bud	YTD Budget 2025	YTD Actual	Variance	Act/Bud
66060	Supplies-Maintenance	69,000.00	5,750.00	10,720.42	(4,970.42)	186.44%	40,250.00	92,716.16	(52,466.16)	230.35%
66070	Supplies-Office	5,520.00	458.00	686.88	(228.88)	149.97%	3,230.00	3,249.94	(19.94)	100.62%
66090	Supplies-Other	46,900.00	2,723.00	1,021.40	1,701.60	37.51%	29,517.00	37,621.53	(8,104.53)	127.46%
66091	Supplies-Other-Organics	10,050.00	500.00	0.00	500.00	0.00%	4,500.00	6,876.90	(2,376.90)	152.82%
66092	Supplies-Other-HHW	2,300.00	500.00	0.00	500.00	0.00%	2,000.00	134.00	1,866.00	6.70%
66093	Supplies-Other-Recycling	11,850.00	0.00	632.46	(632.46)	0.00%	6,500.00	16,672.28	(10,172.28)	256.50%
66110	Supplies-Safety	19,650.00	1,800.00	1,384.00	416.00	76.89%	11,284.00	10,460.36	823.64	92.70%
66120	Supplies-Site	3,000.00	250.00	370.86	(120.86)	148.34%	1,750.00	767.04	982.96	43.83%
66125	Supplies-Software	4,450.00	890.00	0.00	890.00	0.00%	2,465.00	5,360.00	(2,895.00)	217.44%
66130	Supplies-Tools	27,300.00	3,600.00	1,412.55	2,187.45	39.24%	14,200.00	20,477.30	(6,277.30)	144.21%
55510	Invoice Tolerance	0.00	0.00	(0.01)	0.01	0.00%	0.00	(0.03)	0.03	0.00%
66150	Supplies-Shipping	25,000.00	2,000.00	6,012.59	(4,012.59)	300.63%	14,000.00	23,960.44	(9,960.44)	171.15%
66300	Chemicals-General	32,820.00	1,830.00	9,255.77	(7,425.77)	505.78%	21,640.00	22,807.61	(1,167.61)	105.40%
55512	Invoice Match Write-Off	0.00	0.00	0.00	0.00	0.00%	0.00	0.00	0.00	0.00%
66315	Chemicals-Liquid Oxygen	38,010.00	3,168.00	6,954.84	(3,786.84)	219.53%	22,176.00	21,257.06	918.94	95.86%
66320	Chemicals-Sodium Hypochlorite	942,890.00	120,047.00	88,271.52	31,775.48	73.53%	574,593.00	335,074.63	239,518.37	58.32%
66330	Chemicals-Polymer-Thickening	248,262.00	20,689.00	17,810.10	2,878.90	86.08%	144,823.00	68,272.05	76,550.95	47.14%
66335	Chemicals-Polymer-Dewatering	984,719.00	83,634.00	87,868.50	(4,234.50)	105.06%	571,948.00	638,466.00	(66,518.00)	111.63%
66360	Chemicals-Boiler	2,000.00	0.00	0.00	0.00	0.00%	2,000.00	5,386.06	(3,386.06)	269.30%
66370	Chemicals-Defoamant	41,480.00	3,457.00	0.00	3,457.00	0.00%	24,198.00	15,494.00	8,704.00	64.03%
66410	Chemicals-Sodium Bisulfite	4,366.00	0.00	0.00	0.00	0.00%	2,910.00	1,455.30	1,454.70	50.01%
66420	Chemicals-Ferric Chloride	304,054.00	25,824.00	31,788.05	(5,964.05)	123.09%	176,603.00	201,590.46	(24,987.46)	114.15%
66560	Insurance-Property	264,900.00	22,075.00	29,560.25	(7,485.25)	133.91%	154,525.00	183,790.58	(29,265.58)	118.94%
66700	Legal	150,000.00	12,500.00	16,726.49	(4,226.49)	133.81%	87,500.00	90,226.21	(2,726.21)	103.12%
66750	Audit	50,000.00	0.00	460.00	(460.00)	0.00%	50,000.00	42,260.50	7,739.50	84.52%
66900	Safety Program	98,325.00	8,194.00	9,508.02	(1,314.02)	116.04%	57,355.00	47,323.74	10,031.26	82.51%
66905	Training-Materials	500.00	42.00	0.00	42.00	0.00%	290.00	0.00	290.00	0.00%
66910	Training Expenses	118,110.00	14,562.00	17,696.74	(3,134.74)	121.53%	71,459.00	60,847.07	10,611.93	85.15%
66920	Training-Travel	500.00	42.00	0.00	42.00	0.00%	290.00	434.54	(144.54)	149.84%
66930	Personnel	28,112.00	2,343.00	5,275.18	(2,932.18)	225.15%	16,397.00	17,692.04	(1,295.04)	107.90%
66940	License Reimbursement	2,000.00	125.00	0.00	125.00	0.00%	1,175.00	392.75	782.25	33.43%
66950	Tuition Reimbursement	15,000.00	1,250.00	0.00	1,250.00	0.00%	8,750.00	15,957.00	(7,207.00)	182.37%
77000	Other Spec Serv	78,000.00	6,500.00	6,500.01	(0.01)	100.00%	45,709.00	45,709.96	(209.96)	100.46%
77010	Board Members Comp	20,000.00	1,667.00	1,530.10	136.90	91.79%	11,665.00	11,795.04	(130.04)	101.11%
77020	Public Information	18,950.00	1,000.00	0.00	1,000.00	0.00%	11,505.00	14,347.48	(2,842.48)	124.71%
77021	Public Information-Organics	13,000.00	0.00	30.07	(30.07)	0.00%	8,000.00	3,617.91	4,382.09	45.22%
77022	Public Information-HHW	3,700.00	0.00	0.00	0.00	0.00%	2,000.00	1,170.00	830.00	58.50%
77023	Public Information-Recycling	13,300.00	0.00	651.00	(651.00)	0.00%	9,000.00	4,803.49	4,196.51	53.37%
77200	Easements	22,660.00	1,888.00	1,923.05	(35.05)	101.86%	13,216.00	13,561.53	(345.53)	102.61%
77210	Rent-Equipment	64,700.00	16,655.00	18,839.59	(2,184.59)	113.12%	47,425.00	34,584.34	12,840.66	72.92%
77220	Motor Vehicle Licensing	1,000.00	83.00	0.00	83.00	0.00%	585.00	21.25	563.75	3.63%
77300	Meeting Expenses	7,500.00	625.00	822.50	(197.50)	131.60%	4,375.00	3,989.21	385.79	91.18%
77400	Travel	1,250.00	263.00	65.35	197.65	24.85%	735.00	222.67	512.33	30.30%
77640	Lease-Land-Duluth Airport Auth	12,600.00	1,050.00	1,025.12	24.88	97.63%	7,350.00	7,175.84	174.16	97.63%
77800	Laundry	54,986.00	4,553.00	4,970.71	(417.71)	109.17%	31,561.00	34,038.91	(2,477.91)	107.85%
77810	Engineering Service	228,624.00	18,636.00	7,554.25	11,081.75	40.54%	142,434.00	95,620.70	46,813.30	67.13%
77820	Lab Services	80,000.00	10,000.00	9,105.10	894.90	91.05%	50,000.00	34,782.11	15,217.89	69.56%
88000	Dues	52,300.00	4,115.00	3,244.18	870.82	78.84%	33,083.00	32,007.09	1,075.91	96.75%
88010	Publications	6,600.00	617.00	73.00	544.00	11.83%	3,815.00	1,109.21	2,705.79	29.07%
88020	Permits	60,000.00	0.00	40,750.00	(40,750.00)	0.00%	59,000.00	49,696.02	9,303.98	84.23%
88200	Postage	20,000.00	1,667.00	1,197.37	469.63	71.83%	11,665.00	16,709.45	(5,044.45)	143.24%
88210	Copying & Printing	45,600.00	2,217.00	3,942.02	(1,725.02)	177.81%	33,261.00	20,731.39	12,529.61	62.33%
88211	Copying & Printing-Organics	4,500.00	0.00	0.00	0.00	0.00%	3,000.00	1,252.18	1,747.82	41.74%
88212	Copying & Printing-HHW	1,150.00	0.00	0.00	0.00	0.00%	1,000.00	94.14	905.86	9.41%
88213	Copying & Printing-Recycling	2,000.00	0.00	0.00	0.00	0.00%	1,000.00	75.00	925.00	7.50%
88500	Bank Service Charges	350.00	29.00	0.00	29.00	0.00%	205.00	139.94	65.06	68.26%
88600	Grants To Gov Units	253,000.00	55,000.00	95,010.01	(40,010.01)	172.75%	211,000.00	124,780.30	86,219.70	59.14%
88620	Program Development	128,350.00	5,500.00	19,010.01	(13,510.01)	345.64%	110,750.00	124,711.04	(13,961.04)	112.61%
88621	Program Development-Organics	30,450.00	0.00	0.00	0.00	0.00%	21,000.00	7,494.16	13,505.84	35.69%
88622	Program Development-HHW	35,000.00	0.00	0.00	0.00	0.00%	25,000.00	500.00	24,500.00	2.00%
88623	Program Development-Recycling	20,000.00	0.00	2,050.00	(2,050.00)	0.00%	15,000.00	3,055.00	11,945.00	20.37%
Total Non Payroll Expenses		19,669,916.00	1,855,056.00	1,943,039.12	(87,983.12)	104.74%	11,589,993.00	10,771,515.11	818,477.89	92.94%
99022	Interest Exp-WWT-DS	1,098,085.00	91,507.00	91,507.00	0.00	100.00%	640,549.00	640,549.00	0.00	100.00%
99200	Deprec-Furniture	11,255.00	938.00	938.00	0.00	100.00%	6,566.00	6,566.00	0.00	100.00%
99210	Deprec-Equipment	114,047.00	9,504.00	9,504.00	0.00	100.00%	66,528.00	66,528.00	0.00	100.00%
99220	Deprec-Computer	109,638.00	9,136.00	9,137.00	(1.00)	100.01%	63,952.00	63,959.00	(7.00)	100.01%
99230	Deprec-Building	89,942.00	7,495.00	7,495.00	0.00	100.00%	52,465.00	52,465.00	0.00	100.00%
99240	Deprec-Improvements	7,771,595.00	647,633.00	647,633.00	0.00	100.00%	4,533,431.00	4,533,431.00	0.00	100.00%
99260	Deprec-Motor Vehicle	22,759.00	1,897.00	1,897.00	0.00	100.00%	13,279.00	13,279.00	0.00	100.00%
99465	Loss On Obsolete Inv	0.00	0.00	(113.00)	113.00	0.00%	0.00	4,431.40	(4,431.40)	0.00%
Total Non Operating Expenses		9,217,321.00	768,110.00	767,998.00	112.00	99.99%	5,376,770.00	5,381,208.40	(4,438.40)	100.08%
Total Expenses		44,191,214.00	3,894,396.00	3,955,176.56	(60,780.56)	101.56%	25,980,565.00	24,963,802.54	1,016,762.46	96.09%

Western Lake Superior Sanitary District
Balance Sheet
As Of July 31, 2025

Acct	Description	Beginning Balance	Month Change	YTD Change	Ending Balance
10225	Cash-Checking-US Bank (2018)	5,400,707.85	1,032,680.09	(3,707,955.50)	1,692,752.35
10370	Cash-Checking-Sect 125 (US Bank)	42,245.16	5,633.54	(30,235.81)	12,009.35
10380	Cash-WW Planning Grant Fund	29,707.09	0.00	0.00	29,707.09
10382	Cash-Recycling Site Improvemen	24,500.85	0.00	0.00	24,500.85
10383	Cash-SW Unacceptable Ticket Fi	436,800.00	8,000.00	36,200.00	473,000.00
10385	Cash-Wellness Grant	5,391.88	0.00	1,698.28	7,090.16
10390	Cash-Dick Holt Memorial Fund	1,940.27	0.00	(100.00)	1,840.27
10425	Cash-Western National Bank	1,230,704.02	0.00	1,281.95	1,231,985.97
10480	Cash-Petty	2,675.00	0.00	0.00	2,675.00
	Cash Sub Total	\$7,174,672.12	\$1,046,313.63	\$(3,699,111.08)	\$3,475,561.04
	Restricted Investments For Memorial Fund	0.00	0.00	0.00	0.00
10627	Investments-WIF Capital Replac	7,509,250.00	0.00	0.00	7,509,250.00
10622	Investments-WWT-Bond DS	0.00	0.00	0.00	0.00
10623	Investments-Rate Stabiliz	19,410,989.93	894,499.72	6,101,045.24	25,512,035.17
10624	Investments-WWT-Loan DS	8,135,772.24	0.00	(483,745.57)	7,652,026.67
10600	Investments-Operations	10,388,948.07	(644,638.75)	882,017.31	11,270,965.38
10609	Investments-WWT-2013 Loan Cons	0.00	0.00	0.00	0.00
10611	Investments-SW-Const	1,353,866.13	15,309.72	55,781.15	1,409,647.28
10614	Investments-Tr Sta Res Fd	492,889.09	10,819.87	10,786.24	503,675.33
10615	Investments-WWT-2006/2016/2017	(1,306,411.96)	(2,811,909.31)	(5,249,008.70)	(6,555,420.66)
10616	Investments-WWT-2007/2020/2025	(783,816.40)	(29,891.81)	169,655.28	(614,161.12)
10618	Investments-WWT-2011/2012/2018	(34,567.54)	121,336.21	33,494.81	(1,072.73)
10621	Investments-WWT-Const O&M	4,430,505.84	179,334.72	1,512,455.79	5,942,961.63
10628	Investments-WW-MN Power Energy	492,511.20	33,779.90	57,898.50	550,409.70
	Investments Sub Total	\$50,089,936.60	\$(2,231,359.73)	\$3,090,380.05	\$53,180,316.65
	Due from Other Governments	1,634,882.46	(618,191.47)	(145,969.42)	1,488,913.04
	Accounts Receivable	2,235,114.49	173,763.43	220,936.60	2,456,051.09
	Interest Receivable	418,729.60	(1,356.43)	205,697.85	624,427.45
	Receivables Sub Total	\$4,288,726.55	\$(445,784.47)	\$280,665.03	\$4,569,391.58
11000	Inventory-Material	2,706,678.52	(23,954.02)	181,388.69	2,888,067.21
11002	Inventory-Inspection Hold	0.00	0.00	0.00	0.00
11005	Inventory-Item Cost Variance S	0.00	0.00	(17.20)	(17.20)
11007	Inventory-Inv Not Received	0.00	0.00	0.00	0.00
11010	Inventory-Fuels	37,389.01	(1,392.89)	(1,935.68)	35,453.33
11020	Inventory-Chemicals	390,859.47	(28,118.54)	26,080.26	416,939.73
11040	Inventory-Vending Machine	10,565.18	248.39	310.93	10,876.11
	Inventory Sub Total	\$3,145,492.18	\$(53,217.06)	\$205,827.00	\$3,351,319.18
11150	Prepaid Insurance	127,137.13	(37,240.87)	150,341.80	277,478.93
11160	Prepaid Other	385,981.33	(58,457.21)	232,340.94	618,322.27
	Prepaid Expenses Sub Total	\$513,118.46	\$(95,698.08)	\$382,682.74	\$895,801.20
	Land	605,264.83	0.00	0.00	605,264.83
	Easements	207,148.67	0.00	0.00	207,148.67
	Buildings	74,672,544.35	0.00	0.00	74,672,544.35
	Improvements Other Than Buildings	254,603,055.53	0.00	0.00	254,603,055.53
	Machinery And Equipment	28,602,755.66	0.00	14,327.70	28,617,083.36
	Motor Vehicles	3,597,751.75	0.00	0.00	3,597,751.75
	Right-To-Use Assets	2,681,700.00	0.00	0.00	2,681,700.00
	Accumulated Depreciation	(290,407,903.02)	(676,604.00)	(4,736,228.00)	(295,144,131.02)
	Accumulated Amortization	(490,139.00)	0.00	0.00	(490,139.00)
	CIP	59,769,403.00	3,033,345.73	6,203,184.64	65,972,587.64
	Capital Assets Sub Total	\$133,841,581.77	\$2,356,741.73	\$1,481,284.34	\$135,322,866.11
11984	DO-GERF Chgs In Prop & DIF BTW	1,606,417.00	0.00	0.00	1,606,417.00
11980	DO-GERF Dif Exp & Act Economic	21,172.00	0.00	0.00	21,172.00
	Deferred Outflows Sub Total	\$1,627,589.00	\$0.00	\$0.00	\$1,627,589.00
	Total Assets	\$200,681,116.68	\$576,996.02	\$1,741,728.08	\$202,422,844.76

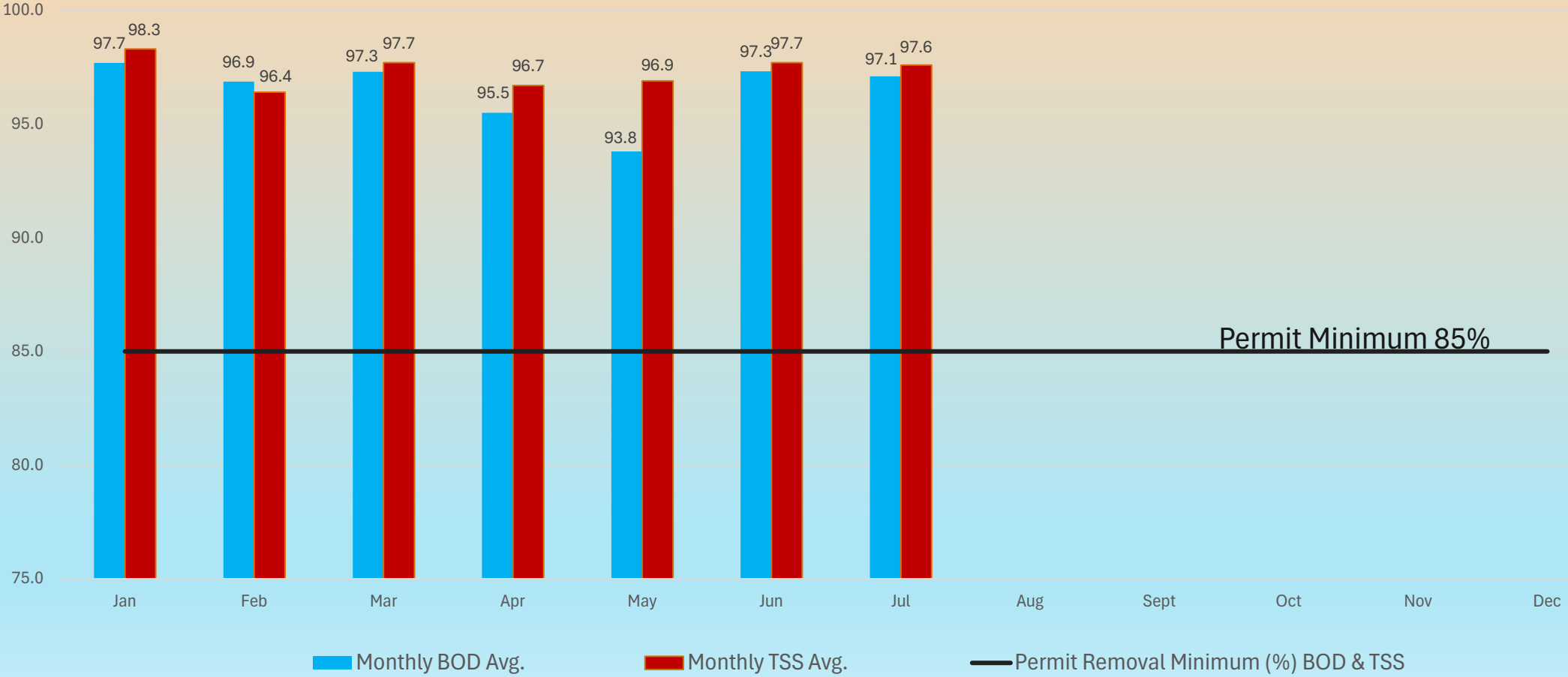
Western Lake Superior Sanitary District
Balance Sheet
As Of July 31, 2025

Acct	Description	Beginning Balance	Month Change	YTD Change	Ending Balance
	Accounts Payable	(1,437,793.98)	(153,225.34)	28,814.21	(1,408,979.77)
	Due to Other Governments	(264,663.00)	22,056.00	154,392.00	(110,271.00)
	Contracts Payable	0.00	0.00	0.00	0.00
	Contracts Payable From Restricted Assets	(1,773,282.23)	0.00	1,773,282.23	0.00
22030	Paid Offset Clearing	0.00	0.00	0.00	0.00
	Accounts Payable Sub Total	\$(3,475,739.21)	\$(131,169.34)	\$1,956,488.44	\$(1,519,250.77)
	Salaries Or Wages Payable	(492,000.54)	(109,068.71)	162,550.84	(329,449.70)
	Accrued Payroll Liabilities	(16,694.20)	8,470.76	35,315.12	18,620.92
	Retiree/COBRA Benefits Payable	(3,514.60)	0.00	(5,391.53)	(8,906.13)
	Accrued Vacation Payable	(697,328.59)	0.00	57,083.26	(640,245.33)
	Accrued Wages And Benefits Sub Total	\$(1,209,537.93)	\$(100,597.95)	\$249,557.69	\$(959,980.24)
	Lease & SBITA Liability, Current	(366,568.00)	0.00	0.00	(366,568.00)
	Lease & SBITA Liability, Noncurrent	(1,927,505.00)	0.00	0.00	(1,927,505.00)
	Notes Payable, Current	(7,146,017.89)	0.00	0.00	(7,146,017.89)
	Notes Payable, Noncurrent	(57,291,881.50)	0.00	(1,755,149.27)	(59,047,030.77)
	Bonds Payable, Current	0.00	0.00	0.00	0.00
	Bonds Payable, Noncurrent	0.00	0.00	0.00	0.00
	Accrued Interest, Current	(349,369.11)	(91,507.00)	(156,803.43)	(506,172.54)
	Debt Service Payable Sub Total	\$(67,081,341.50)	\$(91,507.00)	\$(1,911,952.70)	\$(68,993,294.20)
	Unamortized Discounts/Premiums	0.00	0.00	0.00	0.00
	Unamortized Premiums, Discounts, Losses Sub	\$0.00	\$0.00	\$0.00	\$0.00
	Net Other Post Employment Benefits, Noncurrent	(290,337.00)	0.00	0.00	(290,337.00)
	Comp Abs	(420,545.83)	(81.17)	13,859.81	(406,686.02)
	Other Noncurrent Liabilities Sub Total	\$(710,882.83)	\$(81.17)	\$13,859.81	\$(697,023.02)
22876	PERA Liability - GERF	(6,000,096.00)	0.00	0.00	(6,000,096.00)
	NPL GASB 68 Sub Total	\$(6,000,096.00)	\$0.00	\$0.00	\$(6,000,096.00)
	DI GASB 68 Related	(2,110,463.00)	0.00	0.00	(2,110,463.00)
	Deferred Inflows Of Resources GASB 75	(36,902.00)	0.00	0.00	(36,902.00)
	Deferred Inflows Sub Total	\$(2,147,365.00)	\$0.00	\$0.00	\$(2,147,365.00)
	Net Assets	(120,056,154.21)	(253,640.56)	(2,049,681.32)	(122,105,835.53)
	Equity Sub Total	\$(120,056,154.21)	\$(253,640.56)	\$(2,049,681.32)	\$(122,105,835.53)
	Total Liabilities And Equity	\$(200,681,116.68)	\$(576,996.02)	\$(1,741,728.08)	\$(202,422,844.76)

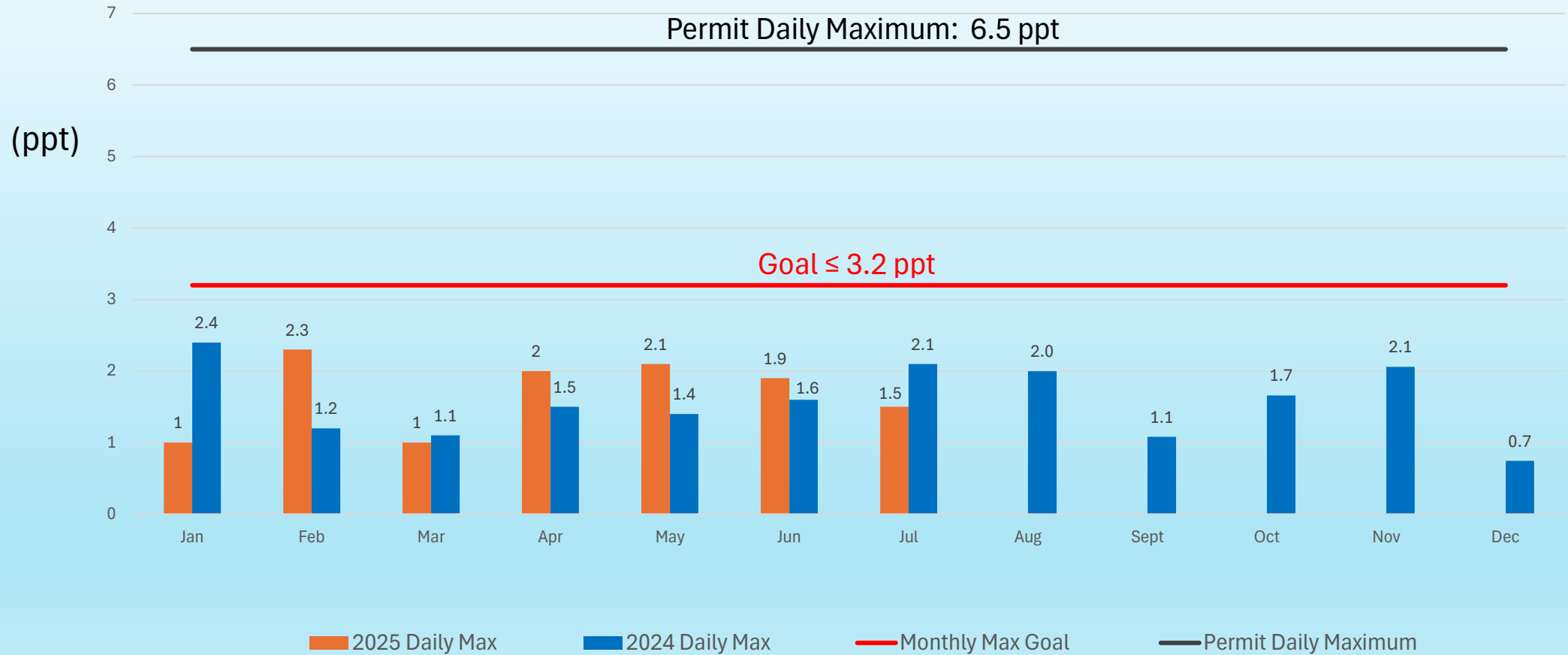


NPDES Report

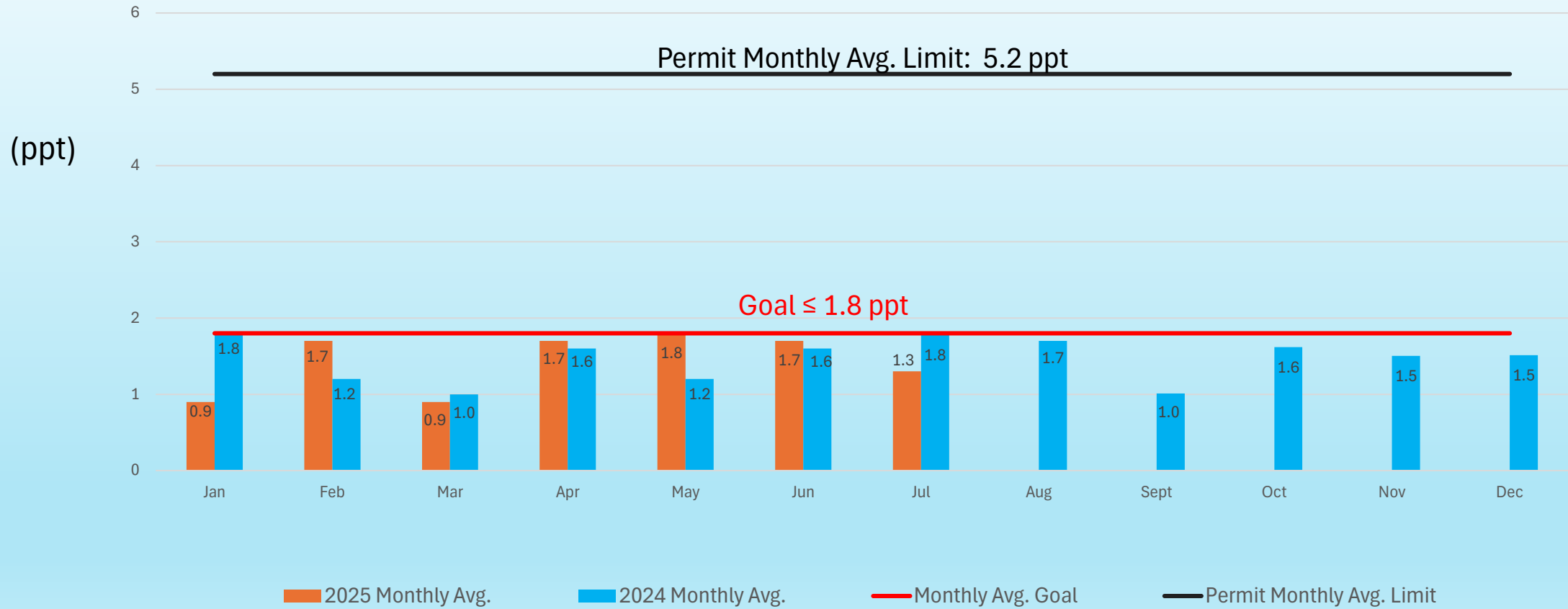
% Removal: BOD & Total Suspended Solids (TSS)



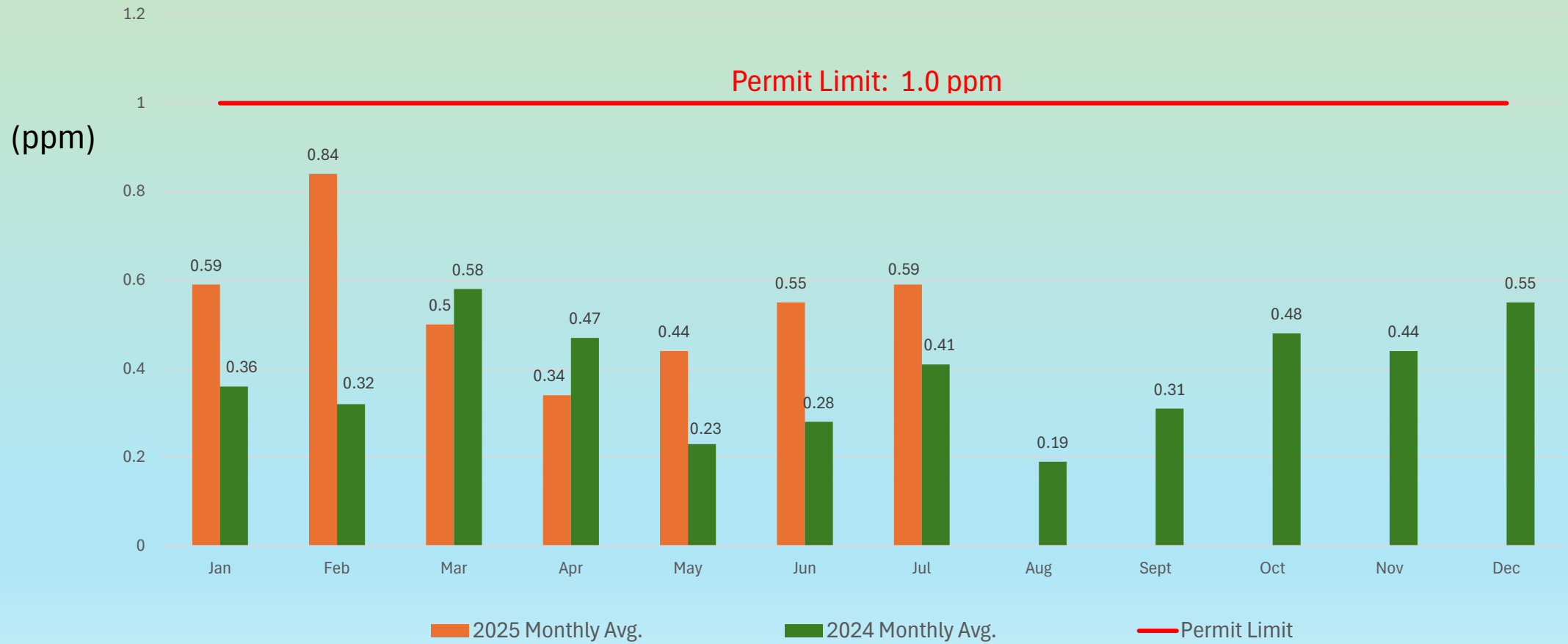
Effluent Concentration: Total Mercury: Daily Max



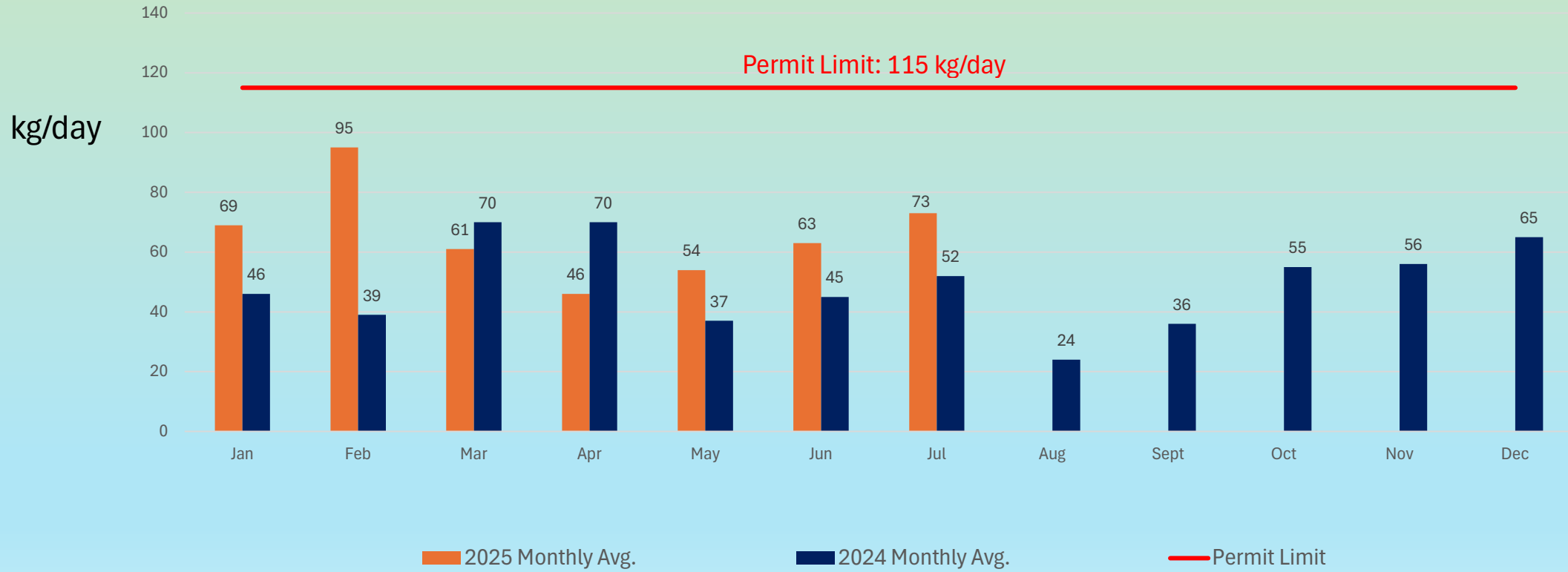
Effluent Concentration: Total Mercury: Monthly Avg.



Phosphorus Concentration: Monthly Avg.

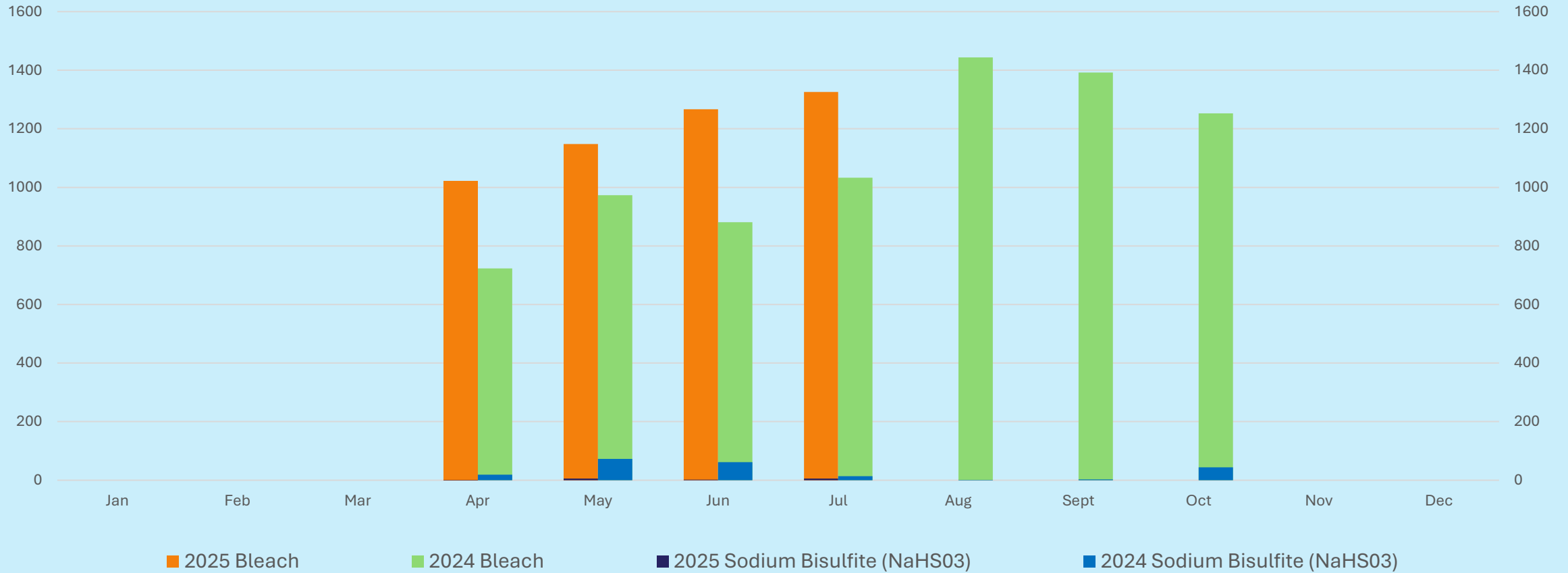


Phosphorus Loading: Monthly Avg. kg/day



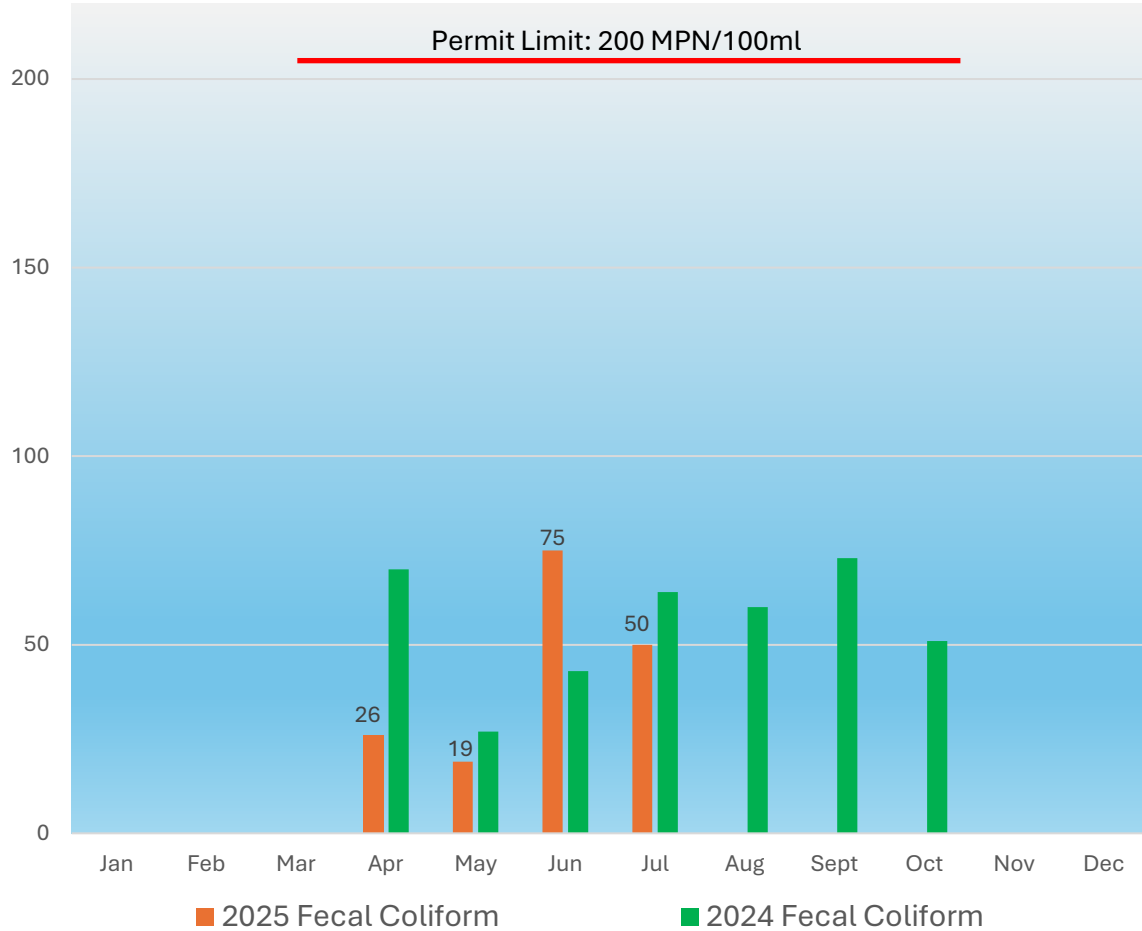
Disinfection Season: April - October

Disinfection Chemical Use: **Bleach and Bisulfite** Avg. (lbs./day)

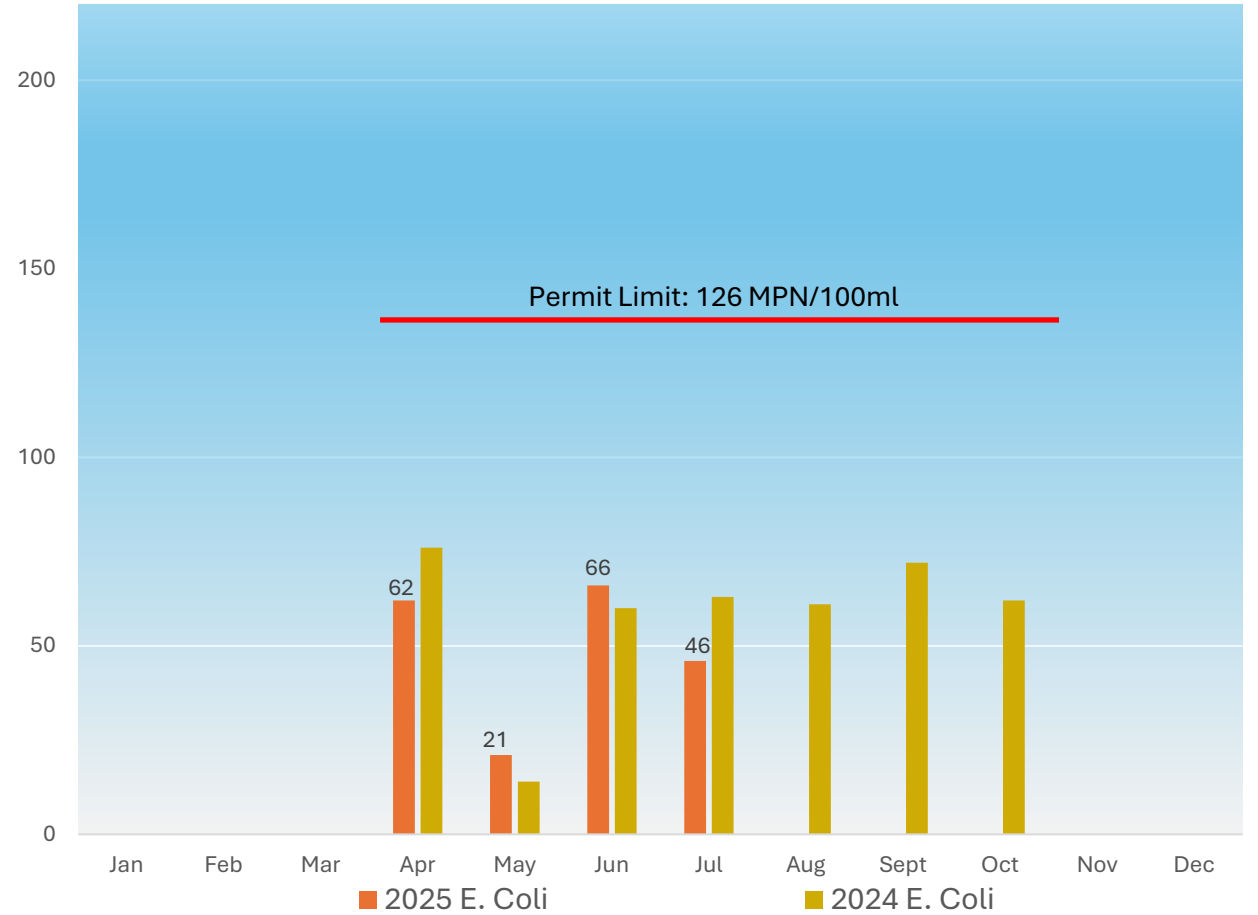


Bacteria: Monthly Geometric Mean

Fecal Coliform: (MPN/100ml)



E. Coli: (MPN/100ml)



2025 Sewage Releases Reported

Month	Release(s)	Location(s)	Volume (gals.) <i>-if available-</i>
January	0	--	--
February	0	--	--
March	1	Wrenshall force main (3-18-25)	21,500
April	0	--	--
May	0	--	--
June	0	--	--
July	1	Manhole F020 (7-15-25)	100
August			
September			
October			
November			
December			