



Minutes
Regular Board Meeting
 Monday, October 27, 2025
 5:00 PM

Board Members Present: Jack Ezell, Jim Aird, Laura Ness, Loren Lilly, Marcia Podratz, Rob Schilling, Carrie Schneider, Nathan Johnson, and Ben Mathews

Staff Present: Chuck Kimball, Lacie Jurek, Cathy Remington, Tim Lundell, Brandon Kohlts, Carrie Clement, and Lauri Amundson

Legal Present: David Oberstar Fryberger Law Firm

Chair Schilling called the meeting to order at 5:00 PM.

| | Page |
|--|----------------------|
| 1. Agenda Review | |
| 2. Old Business | |
| 3. Approval of Consent Agenda Items | |
| 3.1 Regular Board Minutes dated September 29, 2025 Regular Board Meeting - Sep 29 2025 - Minutes - Pdf.pdf.pdf 📎 | 6 - 10 |
| 3.2 Board Member vouchers for September September Voucher.pdf 📎 | 11 - 12 |
| 3.3 Payment Vouchers dated September 24, through October 21, 2025. 10-21-2025 Board Register.pdf 📎 | 13 - 21 |
| Approval of Consent Agenda Items | 13 - 21 |
| <i>Moved by: Marcia Podratz</i> | |
| <i>Seconded by: Jim Aird</i> | |
| | Motion passes |
| 4. New Business Items for Discussion and Approval | |
| Operations and Planning | |

4.1 [Approval of Resolution 25-23 Appointing Hearing Examiner for Appeal Hearing](#) 22 - 23

[Resolution 25-23 Appointing hearing examiner for appeal hearing_solid waste citation.pdf](#)

The Operations and Planning Committee recommends that the Board of Directors approve Resolution 25-23, appointing Jack Ezell, a member of the WLSSD Board, as the hearing examiner in this matter. 22 - 23

Moved by: Carrie Schneider

Seconded by: Laura Ness

Aye Jack Ezell, Jim Aird, Laura Ness, Loren Lilly, Marcia Podratz, Rob Schilling, Carrie Schneider, Nathan Johnson, and Ben Mathews

Resolution passes with 9 ayes and 0 nays. 9-0

4.2 [Approval of RFP #1504 - Resource Renew Solar Array \(Pike Lake Pump Station\)](#) 24 - 25

The Operations and Planning Committee recommends that the Board approve entering into an agreement with Benson Electric for professional and construction services associated with the design and installation of a solar panel array at the Pike Lake Pump Station in the amount of \$157,700, contingent on a minimum grant award of \$72,700. 24 - 25

Moved by: Loren Lilly

Seconded by: Ben Mathews

Motion passes

4.3 [Approval of Effluent Filtration Improvements Project - Change Order #2](#) 26 - 27

The Operations and Planning Committee recommends the Board approve issuing change order #2 to Stanley Consultants to include a project delivery methods 26 - 27

workshop for the Effluent Filtration Improvements, not to exceed \$10,500.

This will be funded from the existing wastewater capital budget, Effluent Filtration Improvements Project (#101142).

Moved by: Jim Aird

Seconded by: Jack Ezell

Motion Passes

- 4.4 [Approval of Secondary Clarifier Rehabilitation Change Order #5 - Drain Tile System](#) 28 - 30

The Operations and Planning Committee recommends the Board approve awarding Change Order #5 to McGough Construction Co. in the amount of \$248,299 to be funded from the Secondary Clarifier Rehabilitation Project (#101208). 28 - 30

Moved by: Marcia Podratz

Seconded by: Nathan Johnson

Motion passes

Finance and Personnel

- 4.5 [Approval of Assistant Finance Director Job Description and Pay Grade](#) 31 - 34

[Assistant Finance Director.pdf](#)

The Personnel Committee recommends the Board approve the proposed Assistant Finance Director job description be placed at a grade 8 on the supervisory/confidential pay scale. 31 - 34

Moved by: Jim Aird

Seconded by: Ben Mathews

Motion passes

- 4.6 _____ 35 - 45
[Approve](#) of HVAC/R Technician Job Description and Pay

[HVAC R Technician Hay Factor Chart.doc](#)  [HVACR Job Description_Final old.docx](#)  [HVAC Tech Final.pdf](#) 

When reviewing the points assignment to the MN state job match description and the District’s job description, it is recommended that the Board approve the proposed HVAC/R Technician job description be placed at a grade 17.

35 - 45

Moved by: Laura Ness

Seconded by: Jack Ezell

Motion passes

5. Committee Reports

5.1 Committee of the Whole

46 - 47

[Committee of the Whole - Sep 29, 2025 - Minutes .pdf](#) 

5.2 Finance

5.3 Operations and Planning

5.4 Personnel

5.5 Legislative

5.6 Board Governance

5.7 Board Member Comments

6. Reporting

6.1 Communications

Carrie Clement reviewed the communications for September.

6.2 Monthly Financials

48 - 60

Cathy Remington reviewed the financials for September, including an update on the third-quarter gainshare results.

[Financial Statements.pdf](#) 

6.3 NPDES

61 - 69

Tim Lundell presented the NPDES report for September, noting a small release that occurred at a manhole at Division E Circle Hwy. 61 .

[NPDES Report.pdf](#) 

Recording Secretary

Board Secretary, Loren Lilly

Board Chair, Rob Schilling

The meeting adjourned at 5:36 p.m.



Minutes
Regular Board Meeting
Monday, September 29, 2025
5:00 PM

Board Members Present: Rob Schilling, Loren Lilly, Ben Mathews, Jack Ezell, Laura Ness, Marcia Podratz, Jim Aird, Nate Johnson

Board Members Absent: Carrie Schneider

Staff Present: Cathy Remington, Carrie Clement, Brandon Kohlts, Chuck Kimball, Tim Lundell, AJ Axtell, and Bev Culver

Legal Present: Matt Hanka, Fryberger Law Firm

Chair Schilling called the meeting to order at 5:00 PM.

1. Agenda Review

2. Old Business

3. Approval of Consent Agenda Items

3.1 Regular Board Minutes dated August 25, 2025.
[Regular Board Meeting - Aug 25 2025 - Minutes.pdf](#)

3.2 Board Member vouchers for the month of August
[August Voucher Overview.pdf](#)

3.3 Payment Vouchers dated August 20, through September 23, 2025.
[09-23-2025 Board Register.pdf](#)

To approve the Consent Agenda Items


Moved by: Marcia Podratz

Seconded by: Loren Lilly

Motion Passes

4. New Business Items for Discussion and Approval

Finance

- 4.1 Approval of 2026 Wastewater Budget
[2026 Wastewater Budget Documents.pdf](#) 

The Finance Committee recommends the Board approve the 2026 Wastewater Budget.

Moved by: Loren Lilly

Seconded by: Jack Ezell

Motion Passed


- 4.2 Approval of 2026 Solid Waste Budget
[2026 Solid Waste Budget.pdf](#) 

The Finance Committee recommends the Board approve the 2026 Solid Waste Budget.

Moved by: Laura Ness

Seconded by: Marcia Podratz

Motion Passed

- 4.3 Resolution 25-19; Establishing a System of Charges for Solid Waste Management Services Recovered as a Charge Against Real Estate
[Resolution 25-19 ; SW Charges Against Real Estate.pdf](#) 

The Finance Committee recommends the Board approve Resolution 25-19.

Moved by: Laura Ness

Seconded by: Marcia Podratz

Aye Jack Ezell, Jim Aird, Laura Ness, Loren Lilly, Marcia Podratz, Rob Schilling, Nathan Johnson, and Ben Mathews

Motion passed 8-0

- 4.4 Resolution 25-20; Certifying Service Charges to the St. Louis County Auditor
[Resolution 25-20; SW Charges St Louis County.pdf](#) 

The Finance Committee recommends the Board approve Resolution 25-20.

Moved by: Laura Ness

Seconded by: Marcia Podratz

Aye Jack Ezell, Jim Aird, Laura Ness, Loren Lilly, Marcia Podratz, Rob Schilling, Nathan Johnson, and Ben Mathews

Motion Passed 8-0

- 4.5 Resolution 25-21; Certifying Service Charges to the Carlton County Auditor
[Resolution 25-21; SW Charges Carlton County.pdf](#) 


The Finance Committee recommends the Board approve Resolution 25-21.

Moved by: Laura Ness

Seconded by: Marcia Podratz

Aye Jack Ezell, Jim Aird, Laura Ness, Loren Lilly, Marcia Podratz, Rob Schilling, Nathan Johnson, and Ben Mathews

Motion Passed 8-0

- 4.6 Resolution 25-22; Establishing Solid Waste Management Fee to be Collected by Solid Waste Collectors
[Resolution 25-22; SW Fee to be Collected by Haulers.pdf](#) 

The Finance Committee recommends the Board approve Resolution 25-22.

Moved by: Laura Ness

Seconded by: Marcia Podratz

Aye Jack Ezell, Jim Aird, Laura Ness, Loren Lilly, Marcia Podratz, Rob Schilling, Nathan Johnson, and Ben Mathews

Motion Passed 8-0

5. Committee Reports

- 5.1 Committee of the Whole
Met on September 29, 2025.

- 5.2 Finance
The Finance Committee met on September 10th & 24th.
The next Finance & Personnel Committee meeting is

scheduled for Wednesday, October 22, 2025.

[Finance Committee - Sep 10 2025 - Minutes - Public.pdf](#)



5.3 Operations and Planning

The September 23rd meeting was cancelled, the next meeting is scheduled for Tuesday, October 21, 2025.

5.4 Personnel

5.5 Legislative

No meeting scheduled for September or October 2025.

5.6 Board Governance

No meeting scheduled for September or October 2025.

5.7 Board Member Comments

6. Reporting

6.1 Communications

Items were covered during the Committee of the Whole meeting.

6.2 Monthly Financials

Cathy Remington reviewed the August monthly financials.

[August Financials.pdf](#) 

6.3 NPDES

Tim Lundell reviewed the report for August.

[NPDES.pdf](#) 

6.4 Executive Director

Recording Secretary

Board Secretary, Loren Lilly

Board Chair, Rob Schilling

The meeting adjourned at 5:37 pm.

WLSSD VOUCHER

BOARD MEMBER'S PER DIEM & EXPENSE CLAIM

TO: WLSSD BOARD

Approval for the following claims is hereby requested for per diem compensation and expenses as follows:

(Authority: Minnesota 1971 Laws, Chapter 478, Section 3, Sub 9):

Jim Aird

| | | | | | | | | |
|----------------------------|---------------------------------|---|--------------|-------|---------|-------|-------|-----------------|
| | 09/15/25 Public Hearing | | | | | | | \$50.00 |
| | 09/29/25 Committee of the Whole | | | | | | | |
| | 09/29/25 Board Meeting | | | | | | | \$50.00 |
| Committee Meeting Mileage: | 1.0 | @ | 16.0 miles = | 16.00 | miles @ | 0.700 | /mile | \$11.20 |
| Board Meeting Mileage: | 1.0 | @ | 16.0 miles = | 16.00 | miles @ | 0.700 | /mile | \$11.20 |
| | TOTAL CLAIM | | | | | | | \$122.40 |

Nathan Johnson

| | | | | | | | | |
|----------------------------|--|---|--------------|-------|---------|-------|-------|-----------------|
| | 09/10/25 Finance Committee | | | | | | | \$50.00 |
| | 09/24/25 Finance and Personnel Committee | | | | | | | \$50.00 |
| | 09/29/25 Committee of the Whole | | | | | | | |
| | 09/29/25 Board Meeting | | | | | | | \$50.00 |
| Committee Meeting Mileage: | 2.0 | @ | 12.0 miles = | 24.00 | miles @ | 0.700 | /mile | \$16.80 |
| Board Meeting Mileage: | 1.0 | @ | 14.0 miles = | 14.00 | miles @ | 0.700 | /mile | \$9.80 |
| | TOTAL CLAIM | | | | | | | \$176.60 |

Jack Ezell

| | | | | | | | | |
|----------------------------|---------------------------------|---|--------------|--------|---------|-------|-------|-----------------|
| | 09/10/25 Finance Committee | | | | | | | \$50.00 |
| | 09/15/25 Public Hearing | | | | | | | \$50.00 |
| | 09/24/25 Finance and Personnel | | | | | | | \$50.00 |
| | 09/29/25 Committee of the Whole | | | | | | | |
| | 09/29/25 Board Meeting | | | | | | | \$50.00 |
| Committee Meeting Mileage: | 3 | @ | 52.0 miles = | 156.00 | miles @ | 0.700 | /mile | \$109.20 |
| Board Meeting Mileage: | 1 | @ | 52.0 miles = | 52.00 | miles @ | 0.700 | /mile | \$36.40 |
| | TOTAL CLAIM | | | | | | | \$345.60 |

Loren Lilly

| | | | | | | | | |
|----------------------------|---------------------------------|---|--------------|-------|---------|-------|-------|-----------------|
| | 09/10/25 Finance Committee | | | | | | | \$50.00 |
| | 09/15/25 Public Hearing | | | | | | | \$50.00 |
| | 09/29/25 Committee of the Whole | | | | | | | |
| | 09/29/25 Board Meeting | | | | | | | \$50.00 |
| Committee Meeting Mileage: | 2.0 | @ | 42.0 miles = | 84.00 | miles @ | 0.700 | /mile | \$58.80 |
| Board Meeting Mileage: | 1.0 | @ | 42.0 miles = | 42.00 | miles @ | 0.700 | /mile | \$29.40 |
| | TOTAL CLAIM | | | | | | | \$238.20 |

Ben Mathews

| | |
|---------------------------------|---------|
| 09/10/25 Finance Committee | \$50.00 |
| 09/29/25 Committee of the Whole | |
| 09/29/25 Board Meeting | \$50.00 |

| | | | | | |
|----------------------------|-------|--------------|---------------|-------------|----------|
| Committee Meeting Mileage: | 1.0 @ | 32.0 miles = | 32.00 miles @ | 0.700 /mile | \$22.40 |
| Board Meeting Mileage: | 1.0 @ | 28.0 miles = | 28.00 miles @ | 0.700 /mile | \$19.60 |
| TOTAL CLAIM | | | | | \$142.00 |

Laura Ness

| | |
|--|---------|
| 09/24/25 Finance and Personnel Committee | \$50.00 |
| 09/29/25 Committee of the Whole | |
| 09/29/25 Board Meeting | \$50.00 |

| | | | | | |
|----------------------------|-------|-------------|--------------|-------------|----------|
| Committee Meeting Mileage: | 1.0 @ | 9.8 miles = | 9.80 miles @ | 0.700 /mile | \$6.86 |
| Board Meeting Mileage: | 1.0 @ | 9.8 miles = | 9.80 miles @ | 0.700 /mile | \$6.86 |
| TOTAL CLAIM | | | | | \$113.72 |

Marcia Podratz

| | |
|---------------------------------|---------|
| 09/10/25 Finance Committee | \$50.00 |
| 09/29/25 Committee of the Whole | |
| 09/29/25 Board Meeting | \$50.00 |

| | | | | | |
|----------------------------|-------|--------------|---------------|-------------|----------|
| Committee Meeting Mileage: | 1.0 @ | 12.6 miles = | 12.60 miles @ | 0.700 /mile | \$8.82 |
| Board Meeting Mileage: | 1.0 @ | 12.6 miles = | 12.60 miles @ | 0.700 /mile | \$8.82 |
| TOTAL CLAIM | | | | | \$117.64 |

Rob Schilling

| | |
|--|----------|
| Board Chair's Additional Compensation | \$100.00 |
| 09/10/25 Finance Committee | \$50.00 |
| 09/15/25 Public Hearing | \$50.00 |
| 09/24/25 Finance and Personnel Committee | \$50.00 |
| 09/29/25 Committee of the Whole | |
| 09/29/25 Board Meeting | \$50.00 |

| | | | | | |
|----------------------------|-------|--------------|----------------|-------------|----------|
| Committee Meeting Mileage: | 3.0 @ | 38.0 miles = | 114.00 miles @ | 0.700 /mile | \$79.80 |
| Board Meeting Mileage: | 1.0 @ | 31.0 miles = | 31.00 miles @ | 0.700 /mile | \$21.70 |
| TOTAL CLAIM | | | | | \$401.50 |

Carrie Schneider

| | |
|--|---------|
| 09/24/25 Finance and Personnel Committee | \$50.00 |
|--|---------|

| | | | | | |
|----------------------------|-------|-------------|--------------|-------------|---------|
| Committee Meeting Mileage: | 1.0 @ | 6.0 miles = | 6.00 miles @ | 0.700 /mile | \$4.20 |
| Board Meeting Mileage: | 0.0 @ | 8.0 miles = | 0.00 miles @ | 0.700 /mile | \$0.00 |
| TOTAL CLAIM | | | | | \$54.20 |

Paul Thomsen

| | | | | | |
|----------------------------|---|--------------|--------------|-------------|--------|
| Committee Meeting Mileage: | @ | 13.0 miles = | 0.00 miles @ | 0.700 /mile | \$0.00 |
| Board Meeting Mileage: | @ | 13.0 miles = | 0.00 miles @ | 0.700 /mile | \$0.00 |
| TOTAL CLAIM | | | | | \$0.00 |

Cash Payment Register

Job Submission Parameters

Date: 10/22/2025

Time: 7:27 AM CDT

Username: jamie.carlson@wlssd.com

| | |
|---|---|
| Vendor Group: 1 Western Lake Superior Sanitary District | Company: 1 Western Lake Superior Sanitary District |
| Pay Group: 1 Western Lake Superior Sanitary District | Process Level: |
| Cash Code: 10225 US Bank Or Cash Code Group: | |
| From Payment Date: 09/24/2025 To Payment Date: 10/21/2025 | |
| Report Option: All | Document Currency: Account Currency |
| Payment Code: | |
| Use Cash Requirements Sort Options: No | |
| Format Option: Standard | |
| Report Distribution | |
| Cash Payment Register Report: | Report Export Type: |

Cash Payment Register continued...

Date 10/22/25 Pay Group 1 Western Lake Superior Sanitary District USD
 Time 7:27 AM CDT Post Company 1 Western Lake Superior Sanitary District USD
 Cash Payment Register for 9/24/25 thru 10/21/25 Page 1

All Report Account Currency

Company 1 Western Lake Superior Sanitary District
 Cash Code 10225 US Bank
 Payment Code ACH Currency USD

| Payment Number | Identifier | Co | Vendor Number | Remit To | Name | City | Payment Date | Status | Payment Amount | Curr |
|----------------|------------|----|---------------|----------|--------------------------------|-------------|--------------|--------|----------------|------|
| 300567 | P8949 | 1 | 190 | 90MN | AFSCME Council 5 | St Paul | 9/25/25 | Issued | 5,985.98 | USD |
| 300568 | P8950 | 1 | 216 | | Commissioner Of Revenue | St Paul | 9/25/25 | Issued | 17,532.87 | USD |
| 300569 | P8951 | 1 | 948 | 48MN | PERA | St Paul | 9/25/25 | Issued | 56,866.65 | USD |
| 300570 | P8952 | 1 | 1392 | | United States Treasury | Kansas City | 9/25/25 | Issued | 95,797.69 | USD |
| 300571 | P8953 | 1 | 3169 | | Northeast Service Cooperative | Mt. Iron | 9/25/25 | Issued | 225,308.18 | USD |
| 300572 | P8954 | 1 | 4098 | | Minnesota Child Support | St Paul | 9/25/25 | Issued | 397.32 | USD |
| 300573 | P8955 | 1 | 5775 | | MN Dept Of Revenue (C) | St Paul | 9/25/25 | Issued | 447.18 | USD |
| 300574 | P8956 | 1 | 5996 | | MSRS | St Paul | 9/25/25 | Issued | 16,694.00 | USD |
| 300575 | P8957 | 1 | 6586 | | WLSSD Cafeteria Plan - US Bank | . | 9/25/25 | Issued | 4,367.96 | USD |
| 300576 | P9053 | 1 | 216 | | Commissioner Of Revenue | St Paul | 9/30/25 | Issued | 3,534.49 | USD |
| 300577 | P9054 | 1 | 948 | 48MN | PERA | St Paul | 9/30/25 | Issued | 11,156.31 | USD |
| 300578 | P9055 | 1 | 1392 | | United States Treasury | Kansas City | 9/30/25 | Issued | 19,942.98 | USD |
| 300579 | P9056 | 1 | 5996 | | MSRS | St Paul | 9/30/25 | Issued | 4,313.00 | USD |
| 300580 | P9057 | 1 | 6586 | | WLSSD Cafeteria Plan - US Bank | . | 9/30/25 | Issued | 950.85 | USD |
| 300581 | P9315 | 1 | 216 | | Commissioner Of Revenue | St Paul | 10/10/25 | Issued | 13,642.32 | USD |
| 300582 | P9316 | 1 | 948 | 48MN | PERA | St Paul | 10/10/25 | Issued | 45,053.68 | USD |
| 300583 | P9317 | 1 | 1392 | | United States Treasury | Kansas City | 10/10/25 | Issued | 73,892.63 | USD |
| 300584 | P9318 | 1 | 2688 | | Delta Dental Plan Of Minnesota | Minneapolis | 10/10/25 | Issued | 12,651.56 | USD |
| 300585 | P9319 | 1 | 2688 | | Delta Dental Plan Of Minnesota | Minneapolis | 10/10/25 | Issued | 993.30 | USD |
| 300586 | P9320 | 1 | 4098 | | Minnesota Child Support | St Paul | 10/10/25 | Issued | 397.32 | USD |
| 300587 | P9321 | 1 | 5996 | | MSRS | St Paul | 10/10/25 | Issued | 12,381.00 | USD |
| 300588 | P9322 | 1 | 6586 | | WLSSD Cafeteria Plan - US Bank | . | 10/10/25 | Issued | 3,417.11 | USD |
| 300589 | P9323 | 1 | 216 | | Commissioner Of Revenue | St Paul | 10/16/25 | Issued | 3,491.17 | USD |
| 300590 | P9324 | 1 | 948 | 48MN | PERA | St Paul | 10/16/25 | Issued | 11,156.31 | USD |
| 300591 | P9325 | 1 | 1392 | | United States Treasury | Kansas City | 10/16/25 | Issued | 19,729.21 | USD |
| 300592 | P9326 | 1 | 5996 | | MSRS | St Paul | 10/16/25 | Issued | 4,313.00 | USD |
| 300593 | P9327 | 1 | 6586 | | WLSSD Cafeteria Plan - US Bank | . | 10/16/25 | Issued | 950.85 | USD |

*** Payment Code ACH Totals
 Total Open Payments 27 665,364.92
 Total Reconciled Payments 0.00
 Total Void Payments 0.00
 Total Stale Dated Payments 0
 Total Escheated Payments 0

Cash Payment Register continued...

Date 10/22/25 Pay Group 1 Western Lake Superior Sanitary District USD
 Time 7:27 AM CDT Post Company 1 Western Lake Superior Sanitary District USD
 Cash Payment Register for 9/24/25 thru 10/21/25 Page 2

All Report Account Currency

Company 1 Western Lake Superior Sanitary District
 Cash Code 10225 US Bank
 Payment Code APC Currency USD

| Payment Number | Identifier | Co | Vendor Number | Remit To | Name | City | Payment Date | Status | Payment Amount | Curr |
|----------------|------------|----|---------------|----------|--------------------------------|-------------|--------------|--------|----------------|------|
| 400810 | P8958 | 1 | 560 | 60MN | Jasper Engineering & Equipment | Hibbing | 9/25/25 | Issued | 3,053.20 | USD |
| 400811 | P8959 | 1 | 1440 | | Guardian Pest Control Inc | Superior | 9/25/25 | Issued | 110.55 | USD |
| 400812 | P8960 | 1 | 2032 | | Shel-Don Reproduction Centre | Duluth | 9/25/25 | Issued | 677.91 | USD |
| 400813 | P8961 | 1 | 3766 | | Portable John | Hibbing | 9/25/25 | Issued | 415.80 | USD |
| 400814 | P8962 | 1 | 3970 | | North States Crane & Hoist | Duluth | 9/25/25 | Issued | 2,315.19 | USD |
| 400815 | P8963 | 1 | 4421 | 21OH | Applied Industrial Tech | Chicago | 9/25/25 | Issued | 740.19 | USD |
| 400816 | P8964 | 1 | 4959 | | Analytichem Canada, Inc. | Baie D'urfe | 9/25/25 | Issued | 136.20 | USD |
| 400817 | P8965 | 1 | 5490 | | Northland Fire & Safety, Inc. | Superior | 9/25/25 | Issued | 198.50 | USD |
| 400818 | P8966 | 1 | 5877 | | Belly River Corporation | Appleton | 9/25/25 | Issued | 5,407.30 | USD |
| 400819 | P8967 | 1 | 6037 | | Michaud Distributing | Duluth | 9/25/25 | Issued | 130.50 | USD |
| 400820 | P8968 | 1 | 6365 | | Vonco V LLC Duluth | Becker | 9/25/25 | Issued | 662.03 | USD |
| 400821 | P9126 | 1 | 4903 | | Liberty Tire Recycling, Llc-Mn | Pittsburgh | 10/1/25 | Issued | 4,279.50 | USD |
| 400822 | P9127 | 1 | 4959 | | Analytichem Canada, Inc. | Baie D'urfe | 10/1/25 | Issued | 183.10 | USD |
| 400823 | P9128 | 1 | 4986 | | Agvise Laboratories | Northwood | 10/1/25 | Issued | 229.75 | USD |
| 400824 | P9129 | 1 | 6101 | 01 | Msc Industrial Supply Co | Saint Louis | 10/1/25 | Issued | 565.62 | USD |
| 400825 | P9130 | 1 | 6365 | | Vonco V LLC Duluth | Becker | 10/1/25 | Issued | 143.94 | USD |
| 400826 | P9189 | 1 | 1012 | | Northstar Ford | Duluth | 10/9/25 | Issued | 2,165.20 | USD |
| 400827 | P9190 | 1 | 1440 | | Guardian Pest Control Inc | Superior | 10/9/25 | Issued | 73.70 | USD |
| 400828 | P9191 | 1 | 2032 | | Shel-Don Reproduction Centre | Duluth | 10/9/25 | Issued | 123.86 | USD |
| 400829 | P9192 | 1 | 2512 | 12MN | Culligan Of Cloquet | Minneapolis | 10/9/25 | Issued | 633.85 | USD |
| 400830 | P9193 | 1 | 4903 | | Liberty Tire Recycling, Llc-Mn | Pittsburgh | 10/9/25 | Issued | 1,233.00 | USD |
| 400831 | P9194 | 1 | 5877 | | Belly River Corporation | Appleton | 10/9/25 | Issued | 402.50 | USD |
| 400832 | P9195 | 1 | 6037 | | Michaud Distributing | Duluth | 10/9/25 | Issued | 11.00 | USD |
| 400833 | P9196 | 1 | 6335 | | Air Fiber Inc. | Superior | 10/9/25 | Issued | 500.00 | USD |
| 400834 | P9378 | 1 | 236 | 01MN | RM Cotton LLC | Minneapolis | 10/16/25 | Issued | 1,557.44 | USD |
| 400835 | P9379 | 1 | 305 | 05MN | SPS Companies, Inc | St. Paul | 10/16/25 | Issued | 258.71 | USD |
| 400836 | P9380 | 1 | 395 | | Fryberger Buchanan | Duluth | 10/16/25 | Issued | 10,816.34 | USD |
| 400837 | P9381 | 1 | 3766 | | Portable John | Hibbing | 10/16/25 | Issued | 415.80 | USD |
| 400838 | P9382 | 1 | 3838 | 38GA | Polydyne Inc | Atlanta | 10/16/25 | Issued | 67,578.30 | USD |
| 400839 | P9383 | 1 | 4421 | 21OH | Applied Industrial Tech | Chicago | 10/16/25 | Issued | 1,496.09 | USD |
| 400840 | P9384 | 1 | 4903 | | Liberty Tire Recycling, Llc-Mn | Pittsburgh | 10/16/25 | Issued | 1,593.00 | USD |
| 400841 | P9385 | 1 | 4959 | | Analytichem Canada, Inc. | Baie D'urfe | 10/16/25 | Issued | 246.30 | USD |
| 400842 | P9386 | 1 | 6365 | | Vonco V LLC Duluth | Becker | 10/16/25 | Issued | 520.76 | USD |
| 400843 | P9387 | 1 | 6479 | | NCL Of Wisconsin Inc | Biramwood | 10/16/25 | Issued | 159.00 | USD |

*** Payment Code APC Totals
 Total Open Payments 34 109,034.13
 Total Reconciled Payments 0.00
 Total Void Payments 0.00
 Total Stale Dated Payments 0
 Total Escheated Payments 0

Cash Payment Register continued...

Date 10/22/25 Pay Group 1 Western Lake Superior Sanitary District USD
 Time 7:27 AM CDT Post Company 1 Western Lake Superior Sanitary District USD
 Cash Payment Register for 9/24/25 thru 10/21/25 Page 3

All Report Account Currency

Company 1 Western Lake Superior Sanitary District
 Cash Code 10225 US Bank Currency USD
 Payment Code CHK

| Payment Number | Identifier | Co | Vendor Number | Remit To | Name | City | Payment Date | Status | Payment Amount | Curr |
|----------------|------------|----|---------------|----------|--------------------------------|--------------|--------------|------------|----------------|------|
| 503756 | P9003 | 1 | 56 | | Anchor Scientific, Inc. | Long Lake | 9/25/25 | Reconciled | 179.84 | USD |
| 503757 | P9004 | 1 | 449 | 49CO | Hach Company | Chicago | 9/25/25 | Reconciled | 665.60 | USD |
| 503758 | P9005 | 1 | 557 | | Jamar Company | Duluth | 9/25/25 | Reconciled | 545.00 | USD |
| 503759 | P9006 | 1 | 729 | 29MN | Dalco Enterprises, Inc. | St Paul | 9/25/25 | Issued | 251.48 | USD |
| 503760 | P9007 | 1 | 821 | 21MN | Airgas North Central | Chicago | 9/25/25 | Reconciled | 5,653.91 | USD |
| 503761 | P9008 | 1 | 922 | 01FE | Ferguson Enterprises LLC #1657 | Chicago | 9/25/25 | Issued | 13,387.68 | USD |
| 503762 | P9009 | 1 | 1034 | | Vessco Inc | Chanhassen | 9/25/25 | Reconciled | 1,182.00 | USD |
| 503763 | P9010 | 1 | 1047 | 47MO | VWR Corporation | Pittsburgh | 9/25/25 | Issued | 4,991.16 | USD |
| 503764 | P9011 | 1 | 1091 | 91MN | Ferguson Enterprises LLC #1657 | Chicago | 9/25/25 | Issued | 64.35 | USD |
| 503765 | P9012 | 1 | 1319 | | Hawkins, Inc. | Minneapolis | 9/25/25 | Reconciled | 30,668.98 | USD |
| 503766 | P9013 | 1 | 1352 | 52MN | Graybar Electric Co, Inc. | Chicago | 9/25/25 | Reconciled | 5,958.70 | USD |
| 503767 | P9014 | 1 | 1362 | | McMaster Carr Supply | Chicago | 9/25/25 | Reconciled | 243.30 | USD |
| 503768 | P9015 | 1 | 1377 | | Minnesota Life Insurance Co | St Paul | 9/25/25 | Issued | 7,923.44 | USD |
| 503769 | P9016 | 1 | 1709 | | LHB Engineers & Architects Inc | Duluth | 9/25/25 | Reconciled | 9,940.00 | USD |
| 503770 | P9017 | 1 | 1899 | 99TX | Allied Electronics Inc | Dallas | 9/25/25 | Issued | 364.79 | USD |
| 503771 | P9018 | 1 | 1966 | 66MN | Fastenal Company | Winona | 9/25/25 | Issued | 983.93 | USD |
| 503772 | P9019 | 1 | 2042 | 42MN | Ema Inc | Minneapolis | 9/25/25 | Issued | 10,000.00 | USD |
| 503773 | P9020 | 1 | 2646 | 47PA | A/C Service and Repair, Inc. | York | 9/25/25 | Issued | 769.50 | USD |
| 503774 | P9021 | 1 | 2651 | | SEH Engineers Architects Inc | St Paul | 9/25/25 | Reconciled | 40,650.09 | USD |
| 503775 | P9022 | 1 | 2794 | | USA Bluebook | Gurnee | 9/25/25 | Issued | 613.89 | USD |
| 503776 | P9023 | 1 | 3005 | | Lorilee Blais | Duluth | 9/25/25 | Reconciled | 32.76 | USD |
| 503777 | P9024 | 1 | 3410 | 10ND | Acme Electric Tool Crib North | Grand Forks | 9/25/25 | Issued | 2,633.00 | USD |
| 503778 | P9025 | 1 | 3886 | | Robert Walton | Duluth | 9/25/25 | Reconciled | 23.00 | USD |
| 503779 | P9026 | 1 | 4166 | | Madison National Life Ins Co. | Carol Stream | 9/25/25 | Issued | 2,153.36 | USD |
| 503780 | P9027 | 1 | 5049 | | L&S Electric | Schofield | 9/25/25 | Issued | 11,084.35 | USD |
| 503781 | P9028 | 1 | 5770 | | Quadient Leasing USA, Inc | Dallas | 9/25/25 | Issued | 573.69 | USD |
| 503782 | P9029 | 1 | 5843 | | Michels Corporation | Brownsville | 9/25/25 | Issued | 1,761,313.11 | USD |
| 503783 | P9030 | 1 | 5845 | 46MA | CDM Smith | Boston | 9/25/25 | Issued | 60,040.70 | USD |
| 503784 | P9031 | 1 | 5865 | 65MN | Kemble, Inc. | Duluth | 9/25/25 | Issued | 700.00 | USD |
| 503785 | P9032 | 1 | 6086 | | Thomas Scientific | Pittsburgh | 9/25/25 | Issued | 180.83 | USD |
| 503786 | P9033 | 1 | 6298 | 02IL | Galco Industrial Electronics, | Chicago | 9/25/25 | Reconciled | 360.94 | USD |
| 503787 | P9034 | 1 | 6355 | | Lisa Salls | Proctor | 9/25/25 | Issued | 49.01 | USD |
| 503788 | P9035 | 1 | 6453 | FD01 | Faegre Drinker Biddle & Reath | Minneapolis | 9/25/25 | Reconciled | 4,833.33 | USD |
| 503789 | P9036 | 1 | 6454 | IL01 | Acp Creativit, LLC | Carol Stream | 9/25/25 | Issued | 16,956.17 | USD |
| 503790 | P9037 | 1 | 6495 | | QED Environmental Systems Inc | Atlanta | 9/25/25 | Reconciled | 356.96 | USD |
| 503791 | P9038 | 1 | 6519 | | MESERB | St Paul | 9/25/25 | Issued | 525.00 | USD |
| 503792 | P9039 | 1 | 6548 | EI10 | Equix Integrity, Inc | Fond Du Lac | 9/25/25 | Issued | 70,699.35 | USD |
| 503793 | P9040 | 1 | 6569 | | BME Lab And Science | Plymouth | 9/25/25 | Issued | 3,177.00 | USD |
| 503794 | P9041 | 1 | 6655 | | SEK Designs | Duluth | 9/25/25 | Issued | 6,834.75 | USD |
| 503795 | P9042 | 1 | 6659 | MI01 | Cummins, Inc. | Detroit | 9/25/25 | Reconciled | 3,225.90 | USD |
| 503796 | P9043 | 1 | 6759 | | Uline | Chicago | 9/25/25 | Issued | 115.31 | USD |
| 503797 | P9044 | 1 | 6763 | | Ariel Wolf | Duluth | 9/25/25 | Reconciled | 315.00 | USD |
| 503798 | P9045 | 1 | 6860 | | Erik Johnson | Duluth | 9/25/25 | Issued | 129.97 | USD |
| 503799 | P9046 | 1 | 6889 | | EcoSafe Zero Waste USA Inc. | Surrey | 9/25/25 | Issued | 973.40 | USD |
| 503800 | P9047 | 1 | 6900 | 01OH | Fidelity Security Life Insuran | Cincinnati | 9/25/25 | Issued | 643.44 | USD |
| 503801 | P9048 | 1 | 6922 | | Unison Solutions | Dubuque | 9/25/25 | Reconciled | 795.00 | USD |
| 503802 | P9049 | 1 | 6956 | | Superior Fuel Company | Duluth | 9/25/25 | Reconciled | 3,075.00 | USD |
| 503803 | P9050 | 1 | 7009 | | Swim Creative, LLC | Duluth | 9/25/25 | Issued | 210.00 | USD |

Cash Payment Register continued...

Date 10/22/25 Pay Group 1 Western Lake Superior Sanitary District USD
 Time 7:27 AM CDT Post Company 1 Western Lake Superior Sanitary District USD
 Cash Payment Register for 9/24/25 thru 10/21/25 Page 4

All Report Account Currency

Company 1 Western Lake Superior Sanitary District
 Cash Code 10225 US Bank Currency USD
 Payment Code CHK

| Payment Number | Identifier | Co | Vendor Number | Remit To | Name | City | Payment Date | Status | Payment Amount | Curr |
|----------------|------------|----|---------------|----------|--------------------------------|--------------|--------------|--------|----------------|------|
| 503804 | P9051 | 1 | 7016 | | Berglund, Thomas | Moose Lake | 9/25/25 | Issued | 122.12 | USD |
| 503805 | P9089 | 1 | 394 | 12MN | Kurita America Inc | Minneapolis | 10/1/25 | Issued | 2,636.88 | USD |
| 503806 | P9090 | 1 | 411 | 01MN | General Cleaning Corporation | Duluth | 10/1/25 | Issued | 7,183.00 | USD |
| 503807 | P9091 | 1 | 526 | 26NE | Teledyne ISCO, Inc. | Chicago | 10/1/25 | Issued | 1,127.00 | USD |
| 503808 | P9092 | 1 | 850 | 50MN | Auto Value Duluth West | Duluth | 10/1/25 | Issued | 172.44 | USD |
| 503809 | P9093 | 1 | 922 | 01FE | Ferguson Enterprises LLC #1657 | Chicago | 10/1/25 | Issued | 1,417.46 | USD |
| 503810 | P9094 | 1 | 1040 | 40MN | Activar Plastics Product Group | Minneapolis | 10/1/25 | Issued | 192.25 | USD |
| 503811 | P9095 | 1 | 1069 | | Core & Main LP | St Louis | 10/1/25 | Issued | 8,684.37 | USD |
| 503812 | P9096 | 1 | 1091 | 91MN | Ferguson Enterprises LLC #1657 | Chicago | 10/1/25 | Issued | 264.78 | USD |
| 503813 | P9097 | 1 | 1241 | | United Way Of Duluth | Duluth | 10/1/25 | Issued | 532.00 | USD |
| 503814 | P9098 | 1 | 1352 | 52MN | Graybar Electric Co, Inc. | Chicago | 10/1/25 | Issued | 1,754.32 | USD |
| 503815 | P9099 | 1 | 1966 | 66MN | Fastenal Company | Winona | 10/1/25 | Issued | 231.74 | USD |
| 503816 | P9100 | 1 | 2017 | 17IL | Waste Management Of WI-MN | Carol Stream | 10/1/25 | Issued | 24,100.00 | USD |
| 503817 | P9101 | 1 | 2075 | | City Of Hermantown | Hermantown | 10/1/25 | Issued | 34.28 | USD |
| 503818 | P9102 | 1 | 2508 | 08MN | Russell-Seik-Steel | Duluth | 10/1/25 | Issued | 299.08 | USD |
| 503819 | P9103 | 1 | 2954 | | Interstate Batteries-Twin Port | Superior | 10/1/25 | Issued | 435.96 | USD |
| 503820 | P9104 | 1 | 3044 | | Retrofit Recycling Inc | Owatonna | 10/1/25 | Issued | 1,764.50 | USD |
| 503821 | P9105 | 1 | 3410 | 10ND | Acme Electric Tool Crib North | Grand Forks | 10/1/25 | Issued | 35.97 | USD |
| 503822 | P9106 | 1 | 3940 | 41MN | Veolia ES Technical Solutions | Chicago | 10/1/25 | Issued | 915.44 | USD |
| 503823 | P9107 | 1 | 4560 | | Centurylink | Phoenix | 10/1/25 | Issued | 21,329.80 | USD |
| 503824 | P9108 | 1 | 4611 | | Daniel Belden | Esko | 10/1/25 | Issued | 96.38 | USD |
| 503825 | P9109 | 1 | 5073 | 73MN | Blaine Brothers | Minneapolis | 10/1/25 | Issued | 8,193.55 | USD |
| 503826 | P9110 | 1 | 5744 | LT01 | Life Technologies | Chicago | 10/1/25 | Issued | 132.47 | USD |
| 503827 | P9111 | 1 | 6376 | | In-Situ, Inc. | Fort Collins | 10/1/25 | Issued | 4,685.00 | USD |
| 503828 | P9112 | 1 | 6496 | | Vega Americas Inc | Cincinnati | 10/1/25 | Issued | 2,950.55 | USD |
| 503829 | P9113 | 1 | 6613 | | Planttours Communications Co | Charlotte | 10/1/25 | Issued | 3,007.00 | USD |
| 503830 | P9114 | 1 | 6688 | | Chase Poppenhagen | Duluth | 10/1/25 | Issued | 62.57 | USD |
| 503831 | P9115 | 1 | 6713 | 01IL | Allied Valve, Inc. | Palatine | 10/1/25 | Issued | 478.62 | USD |
| 503832 | P9116 | 1 | 6726 | 01IA | Involta | Cedar Rapids | 10/1/25 | Issued | 6,090.00 | USD |
| 503833 | P9117 | 1 | 6782 | 01IL | Eurofins Environment Testing | Carol Stream | 10/1/25 | Issued | 1,448.00 | USD |
| 503834 | P9118 | 1 | 6791 | | Sir Benedict's Tavern | Duluth | 10/1/25 | Issued | 262.11 | USD |
| 503835 | P9119 | 1 | 6819 | 01MN | Bell Bank Equipment Finance | Maple Grove | 10/1/25 | Issued | 2,268.59 | USD |
| 503836 | P9120 | 1 | 6900 | 01OH | Fidelity Security Life Insuran | Cincinnati | 10/1/25 | Issued | 632.93 | USD |
| 503837 | P9121 | 1 | 6956 | | Superior Fuel Company | Duluth | 10/1/25 | Issued | 1,013.53 | USD |
| 503838 | P9122 | 1 | 6959 | 02TX | Alliance Technical Group | Dallas | 10/1/25 | Issued | 354.30 | USD |
| 503839 | P9123 | 1 | 6988 | | Chris Shea | Duluth | 10/1/25 | Issued | 154.75 | USD |
| 503840 | P9124 | 1 | 7011 | 02PA | Comcast | Philadelphia | 10/1/25 | Issued | 3,203.79 | USD |
| 503841 | P9125 | 1 | 7012 | | Jim Makowsky IV | Carlton | 10/1/25 | Issued | 45.00 | USD |
| 503842 | P9152 | 1 | 482 | 82MN | Hawkins, Inc | Minneapolis | 10/1/25 | Issued | 10,796.82 | USD |
| 503843 | P9153 | 1 | 1319 | | Hawkins, Inc. | Minneapolis | 10/1/25 | Issued | 20,857.48 | USD |
| 503844 | P9208 | 1 | 647 | 01 | Berkley Risk Administrators Co | Minneapolis | 10/9/25 | Issued | 293.46 | USD |
| 503845 | P9209 | 1 | 727 | 27MN | Mielke Electric Works | Duluth | 10/9/25 | Issued | 1,235.12 | USD |
| 503846 | P9210 | 1 | 729 | 29MN | Dalco Enterprises, Inc. | St Paul | 10/9/25 | Issued | 786.88 | USD |
| 503847 | P9211 | 1 | 935 | | Pro-Print Inc | Duluth | 10/9/25 | Issued | 1,059.65 | USD |
| 503848 | P9212 | 1 | 1022 | | City Of Scanlon Water Dept | Scanlon | 10/9/25 | Issued | 79.81 | USD |
| 503849 | P9213 | 1 | 1108 | | St Louis County Auditor | Duluth | 10/9/25 | Issued | 38,209.00 | USD |
| 503850 | P9214 | 1 | 1319 | | Hawkins, Inc. | Minneapolis | 10/9/25 | Issued | 20,887.77 | USD |
| 503851 | P9215 | 1 | 1352 | 52MN | Graybar Electric Co, Inc. | Chicago | 10/9/25 | Issued | 15,651.79 | USD |

Cash Payment Register continued...

Date 10/22/25 Pay Group 1 Western Lake Superior Sanitary District USD
 Time 7:27 AM CDT Post Company 1 Western Lake Superior Sanitary District USD
 Cash Payment Register for 9/24/25 thru 10/21/25 Page 5

All Report Account Currency

Company 1 Western Lake Superior Sanitary District
 Cash Code 10225 US Bank Currency USD
 Payment Code CHK

| Payment Number | Identifier | Co | Vendor Number | Remit To | Name | City | Payment Date | Status | Payment Amount | Curr |
|----------------|------------|----|---------------|----------|------------------------------------|-----------------|--------------|--------|----------------|------|
| 503852 | P9216 | 1 | 1362 | | McMaster Carr Supply | Chicago | 10/9/25 | Issued | 172.44 | USD |
| 503853 | P9217 | 1 | 1372 | EL1 | MN Dept Labor & Industry | St Paul | 10/9/25 | Issued | 1,210.00 | USD |
| 503854 | P9218 | 1 | 1600 | 01ND | Flint Group | Fargo | 10/9/25 | Issued | 150.00 | USD |
| 503855 | P9219 | 1 | 1866 | | Carlton County Zoning Office | Carlton | 10/9/25 | Issued | 270.75 | USD |
| 503856 | P9220 | 1 | 1966 | 66MN | Fastenal Company | Winona | 10/9/25 | Issued | 417.04 | USD |
| 503857 | P9221 | 1 | 1978 | | Hartel's Disposal | Proctor | 10/9/25 | Issued | 8,258.96 | USD |
| 503858 | P9222 | 1 | 2459 | | Compensation Consultants, Ltd | Cloquet | 10/9/25 | Issued | 748.00 | USD |
| 503859 | P9223 | 1 | 3044 | | Retrofit Recycling Inc | Owatonna | 10/9/25 | Issued | 2,033.15 | USD |
| 503860 | P9224 | 1 | 3149 | 02WI | L&S Electric | Milwaukee | 10/9/25 | Issued | 1,637.10 | USD |
| 503861 | P9225 | 1 | 3865 | | St. Louis County Env Serv | Virginia | 10/9/25 | Issued | 402.00 | USD |
| 503862 | P9226 | 1 | 3940 | 40MN | Veolia ES Technical Solutions | Chicago | 10/9/25 | Issued | 38,854.21 | USD |
| 503863 | P9227 | 1 | 4089 | | Boy Scout Troop #7 | Duluth | 10/9/25 | Issued | 750.00 | USD |
| 503864 | P9228 | 1 | 4665 | 65GA | Environmental Express | Atlanta | 10/9/25 | Issued | 72.59 | USD |
| 503865 | P9229 | 1 | 4785 | | North Shore Analytical, Inc. | Duluth | 10/9/25 | Issued | 1,450.00 | USD |
| 503866 | P9230 | 1 | 5073 | 73MN | Blaine Brothers | Minneapolis | 10/9/25 | Issued | 2,077.28 | USD |
| 503867 | P9231 | 1 | 5082 | | Fedex Freight | Palatine | 10/9/25 | Issued | 154.00 | USD |
| 503868 | P9232 | 1 | 5247 | 47WI | Dairyland Fence Co | Iron River | 10/9/25 | Issued | 4,865.00 | USD |
| 503869 | P9233 | 1 | 5836 | F1 | Mediacom | Carol Stream | 10/9/25 | Issued | 236.90 | USD |
| 503870 | P9234 | 1 | 5838 | | Carlton County Auditors Office | Carlton | 10/9/25 | Issued | 7,907.00 | USD |
| 503871 | P9235 | 1 | 6086 | | Thomas Scientific | Pittsburgh | 10/9/25 | Issued | 100.66 | USD |
| 503872 | P9236 | 1 | 6659 | | Cummins, Inc. | White Bear Lake | 10/9/25 | Issued | 1,576.86 | USD |
| 503873 | P9237 | 1 | 6689 | 01TX | Insight Public Sector | Dallas | 10/9/25 | Issued | 4,309.68 | USD |
| 503874 | P9238 | 1 | 6782 | 01IL | Eurofins Environment Testing | Carol Stream | 10/9/25 | Issued | 843.00 | USD |
| 503875 | P9239 | 1 | 6837 | | Deschenes | Duluth | 10/9/25 | Issued | 4,775.00 | USD |
| 503876 | P9240 | 1 | 6922 | | Unison Solutions | Dubuque | 10/9/25 | Issued | 1,590.00 | USD |
| 503877 | P9241 | 1 | 6956 | | Superior Fuel Company | Duluth | 10/9/25 | Issued | 1,770.40 | USD |
| 503878 | P9242 | 1 | 6975 | | Clearsky Consulting | Atlanta | 10/9/25 | Issued | 15,307.50 | USD |
| 503879 | P9243 | 1 | 6978 | | EPIC iO Technologies | Fort Mill | 10/9/25 | Issued | 1,515.70 | USD |
| 503880 | P9244 | 1 | 6986 | FL01 | Arete Advisors LLC | Orlando | 10/9/25 | Issued | 1,440.00 | USD |
| 503881 | P9245 | 1 | 7011 | 01TX | Masergy Communications, Inc. | Dallas | 10/9/25 | Issued | 1,305.40 | USD |
| 503882 | P9309 | 1 | 575 | | Johnson Wilson Builders | Duluth | 10/10/25 | Issued | 1,728.00 | USD |
| 503883 | P9310 | 1 | 1352 | 52MN | Graybar Electric Co, Inc. | Chicago | 10/10/25 | Issued | 2,242.81 | USD |
| 503884 | P9311 | 1 | 3742 | | SGS Axys Analytical Services | Toronto | 10/10/25 | Issued | 7,184.00 | USD |
| 503885 | P9312 | 1 | 4883 | 45IL | Environmental Resource Assoc | Palatine | 10/10/25 | Issued | 604.65 | USD |
| 503886 | P9313 | 1 | 6454 | IL01 | Acp Creativit, LLC | Carol Stream | 10/10/25 | Issued | 2,091.92 | USD |
| 503887 | P9314 | 1 | 6945 | 01MI | MHC Software Holdings & Subsidiary | Detroit | 10/10/25 | Issued | 8,128.00 | USD |
| 503888 | P9328 | 1 | 394 | 12MN | Kurita America Inc | Minneapolis | 10/16/25 | Issued | 464.12 | USD |
| 503889 | P9329 | 1 | 449 | 49CO | Hach Company | Chicago | 10/16/25 | Issued | 921.68 | USD |
| 503890 | P9330 | 1 | 482 | 82MN | Hawkins, Inc | Minneapolis | 10/16/25 | Issued | 10,606.29 | USD |
| 503891 | P9331 | 1 | 632 | | Lakehead Constructors Inc | Superior | 10/16/25 | Issued | 192,374.49 | USD |
| 503892 | P9332 | 1 | 729 | 29MN | Dalco Enterprises, Inc. | St Paul | 10/16/25 | Issued | 757.06 | USD |
| 503893 | P9333 | 1 | 821 | 21MN | Airgas North Central | Chicago | 10/16/25 | Issued | 2,484.10 | USD |
| 503894 | P9334 | 1 | 1040 | 40MN | Activar Plastics Product Group | Minneapolis | 10/16/25 | Issued | 327.88 | USD |
| 503895 | P9335 | 1 | 1091 | 91MN | Ferguson Enterprises LLC #1657 | Chicago | 10/16/25 | Issued | 885.04 | USD |
| 503896 | P9336 | 1 | 1319 | | Hawkins, Inc. | Minneapolis | 10/16/25 | Issued | 20,840.28 | USD |
| 503897 | P9337 | 1 | 1352 | 52MN | Graybar Electric Co, Inc. | Chicago | 10/16/25 | Issued | 356.07 | USD |
| 503898 | P9338 | 1 | 1966 | 66MN | Fastenal Company | Winona | 10/16/25 | Issued | 369.80 | USD |
| 503899 | P9339 | 1 | 1978 | | Hartel's Disposal | Proctor | 10/16/25 | Issued | 715.85 | USD |

Cash Payment Register continued...

Date 10/22/25 Pay Group 1 Western Lake Superior Sanitary District USD
 Time 7:27 AM CDT Post Company 1 Western Lake Superior Sanitary District USD
 Cash Payment Register for 9/24/25 thru 10/21/25 Page 6

All Report Account Currency

Company 1 Western Lake Superior Sanitary District
 Cash Code 10225 US Bank Currency USD
 Payment Code CHK

| Payment Number | Identifier | Co | Vendor Number | Remit To | Name | City | Payment Date | Status | Payment Amount | Curr |
|----------------|------------|----|---------------|----------|---------------------------------|-----------------|--------------|--------|----------------|------|
| 503900 | P9340 | 1 | 2075 | | City Of Hermantown | Hermantown | 10/16/25 | Issued | 75.20 | USD |
| 503901 | P9341 | 1 | 2186 | | Ulland Bros, Inc. | Cloquet, | 10/16/25 | Issued | 29,015.00 | USD |
| 503902 | P9342 | 1 | 2366 | | Gopher State One-Call | Hanover | 10/16/25 | Issued | 517.05 | USD |
| 503903 | P9343 | 1 | 2708 | | Shamrock Productions, Inc. | Farmington | 10/16/25 | Issued | 1,650.00 | USD |
| 503904 | P9344 | 1 | 3940 | 40MN | Veolia ES Technical Solutions | Chicago | 10/16/25 | Issued | 499.27 | USD |
| 503905 | P9345 | 1 | 4560 | 2AZ | Centurylink | Phoenix | 10/16/25 | Issued | 1,263.84 | USD |
| 503906 | P9346 | 1 | 4606 | | Dukes Towing | Duluth | 10/16/25 | Issued | 175.00 | USD |
| 503907 | P9347 | 1 | 4689 | | Minnesota Valley Testing | New Ulm | 10/16/25 | Issued | 558.25 | USD |
| 503908 | P9348 | 1 | 5042 | 26MO | Scientific Sales, Inc | Oak Ridge | 10/16/25 | Issued | 99.00 | USD |
| 503909 | P9349 | 1 | 5137 | 37MN | Twin Ports Paper & Supply Inc. | Duluth | 10/16/25 | Issued | 317.00 | USD |
| 503910 | P9350 | 1 | 5525 | | Consolidated Communications | St. Louis | 10/16/25 | Issued | 1,168.53 | USD |
| 503911 | P9351 | 1 | 5660 | | Minnesota Energy Resources | Glenview | 10/16/25 | Issued | 93.12 | USD |
| 503912 | P9352 | 1 | 5845 | 46MA | CDM Smith | Boston | 10/16/25 | Issued | 11,679.25 | USD |
| 503913 | P9353 | 1 | 5961 | | James E Aird | Proctor | 10/16/25 | Issued | 122.40 | USD |
| 503914 | P9354 | 1 | 6211 | | Marcia Podratz | Duluth | 10/16/25 | Issued | 117.64 | USD |
| 503915 | P9355 | 1 | 6333 | | Jonathan Kopetzky | Lake Nabagamon | 10/16/25 | Issued | 242.60 | USD |
| 503916 | P9356 | 1 | 6496 | | Vega Americas Inc | Cincinnati | 10/16/25 | Issued | 7,242.90 | USD |
| 503917 | P9357 | 1 | 6517 | | Kwik Trip Inc | La Crosse | 10/16/25 | Issued | 308.37 | USD |
| 503918 | P9358 | 1 | 6533 | | Loren Lilly | Cloquet | 10/16/25 | Issued | 238.20 | USD |
| 503919 | P9359 | 1 | 6547 | | Laura Ness | Duluth | 10/16/25 | Issued | 113.72 | USD |
| 503920 | P9360 | 1 | 6584 | 84MN | A-1 Disposal | Saginaw | 10/16/25 | Issued | 1,253.00 | USD |
| 503921 | P9361 | 1 | 6659 | | Cummins, Inc. | White Bear Lake | 10/16/25 | Issued | 693.06 | USD |
| 503922 | P9362 | 1 | 6659 | MI01 | Cummins, Inc. | Detroit | 10/16/25 | Issued | 640.13 | USD |
| 503923 | P9363 | 1 | 6684 | | Mavo Concrete Sawing Services | White Bear Lake | 10/16/25 | Issued | 500.00 | USD |
| 503924 | P9364 | 1 | 6713 | 01IL | Allied Valve, Inc. | Palatine | 10/16/25 | Issued | 581.40 | USD |
| 503925 | P9365 | 1 | 6755 | | Robert Schilling | Duluth | 10/16/25 | Issued | 401.50 | USD |
| 503926 | P9366 | 1 | 6801 | | Carlson Timber Products, Inc. | Sandstone | 10/16/25 | Issued | 217,003.68 | USD |
| 503927 | P9367 | 1 | 6805 | | RBA Consulting | Wayzata | 10/16/25 | Issued | 2,340.00 | USD |
| 503928 | P9368 | 1 | 6819 | 01MN | Bell Bank Equipment Finance | Maple Grove | 10/16/25 | Issued | 2,268.59 | USD |
| 503929 | P9369 | 1 | 6825 | | Bolton And Menk Inc. | Mankato | 10/16/25 | Issued | 69,345.87 | USD |
| 503930 | P9370 | 1 | 6833 | | John Ezell | Carlton | 10/16/25 | Issued | 345.60 | USD |
| 503931 | P9371 | 1 | 6904 | | L & M Fleet Supply | Grand Rapids | 10/16/25 | Issued | 10.00 | USD |
| 503932 | P9372 | 1 | 6923 | | Ashley Murr | Prior Lake | 10/16/25 | Issued | 168.23 | USD |
| 503933 | P9373 | 1 | 6956 | | Superior Fuel Company | Duluth | 10/16/25 | Issued | 2,501.47 | USD |
| 503934 | P9374 | 1 | 6977 | | Advanced Engineering & Environm | Grand Forks | 10/16/25 | Issued | 14,331.84 | USD |
| 503935 | P9375 | 1 | 7003 | | Ben Mathews | Hermantown | 10/16/25 | Issued | 142.00 | USD |
| 503936 | P9376 | 1 | 7007 | | Carrie Schneider | Duluth | 10/16/25 | Issued | 54.20 | USD |
| 503937 | P9377 | 1 | 7008 | | Nathan Johnson | Duluth | 10/16/25 | Issued | 176.60 | USD |

*** Payment Code CHK Totals
 Total Open Payments 163 2,924,049.14
 Total Reconciled Payments 19 108,705.31
 Total Void Payments 0.00
 Total Stale Dated Payments 0
 Total Escheated Payments 0

Cash Payment Register continued...

Date 10/22/25 Pay Group 1 Western Lake Superior Sanitary District USD
 Time 7:27 AM CDT Post Company 1 Western Lake Superior Sanitary District USD
 Cash Payment Register for 9/24/25 thru 10/21/25

All Report Account Currency

Company 1 Western Lake Superior Sanitary District
 Cash Code 10225 US Bank
 Payment Code PCR Currency USD

| Payment Number | Identifier | Co | Vendor Number | Remit To | Name | City | Payment Date | Status | Payment Amount | Curr |
|----------------|------------|----|---------------|----------|--------------------------------|--------------|--------------|--------|----------------|------|
| 200689 | P8996 | 1 | 296 | | City Of Duluth Comfort Systems | Minneapolis | 9/25/25 | Issued | 358.29 | USD |
| 200690 | P8997 | 1 | 376 | | Fedex | Palatine | 9/25/25 | Issued | 520.58 | USD |
| 200691 | P8998 | 1 | 1711 | 11IL | Grainger | Palatine | 9/25/25 | Issued | 357.28 | USD |
| 200692 | P8999 | 1 | 5847 | 01IL | Stericycle, Inc. | Chicago | 9/25/25 | Issued | 302.40 | USD |
| 200693 | P9000 | 1 | 6504 | | Fueling Minnesota | St Paul | 9/25/25 | Issued | 40.00 | USD |
| 200694 | P9001 | 1 | 6540 | 40MA | Cintas Corporation | Dallas | 9/25/25 | Issued | 992.92 | USD |
| 200695 | P9002 | 1 | 6871 | 01MN | MJ Companies LLC | Duluth | 9/25/25 | Issued | 5,600.00 | USD |
| 200696 | P9052 | 1 | 6599 | | US Bank Credit Card | . | 9/29/25 | Issued | 15,897.84 | USD |
| 200697 | P9141 | 1 | 6540 | 40MA | Cintas Corporation | Dallas | 10/1/25 | Issued | 915.05 | USD |
| 200698 | P9299 | 1 | 217 | 17MN | Como Lube & Supplies Inc | Duluth | 10/10/25 | Issued | 367.50 | USD |
| 200699 | P9300 | 1 | 296 | | City Of Duluth Comfort Systems | Minneapolis | 10/10/25 | Issued | 20,745.71 | USD |
| 200700 | P9301 | 1 | 376 | | Fedex | Palatine | 10/10/25 | Issued | 767.48 | USD |
| 200701 | P9302 | 1 | 1708 | 18MN | Baldwin Supply Company | St. Paul | 10/10/25 | Issued | 811.07 | USD |
| 200702 | P9303 | 1 | 1711 | 11IL | Grainger | Palatine | 10/10/25 | Issued | 2,090.50 | USD |
| 200703 | P9304 | 1 | 2483 | 01MN | Lakes Gas | Wyoming | 10/10/25 | Issued | 363.75 | USD |
| 200704 | P9305 | 1 | 3329 | | Great Lakes Alarm Inc | Duluth | 10/10/25 | Issued | 59.85 | USD |
| 200705 | P9306 | 1 | 6540 | 40MA | Cintas Corporation | Dallas | 10/10/25 | Issued | 1,021.35 | USD |
| 200706 | P9307 | 1 | 6841 | 00TX | ApplicantPro Holdings | Dallas | 10/10/25 | Issued | 639.00 | USD |
| 200707 | P9389 | 1 | 194 | | City Of Cloquet | Cloquet | 10/16/25 | Issued | 1,760.05 | USD |
| 200708 | P9390 | 1 | 296 | | City Of Duluth Comfort Systems | Minneapolis | 10/16/25 | Issued | 13,322.74 | USD |
| 200709 | P9391 | 1 | 376 | | Fedex | Palatine | 10/16/25 | Issued | 21.24 | USD |
| 200710 | P9392 | 1 | 1711 | 11IL | Grainger | Palatine | 10/16/25 | Issued | 679.02 | USD |
| 200711 | P9393 | 1 | 2483 | 01MN | Lakes Gas | Wyoming | 10/16/25 | Issued | 118.18 | USD |
| 200712 | P9394 | 1 | 3471 | IL71 | AT&T Mobility | Carol Stream | 10/16/25 | Issued | 2,851.79 | USD |
| 200713 | P9395 | 1 | 5202 | | Idexx Laboratories | Atlanta | 10/16/25 | Issued | 3,646.94 | USD |
| 200714 | P9396 | 1 | 6881 | 01SP | CTC | St. Paul | 10/16/25 | Issued | 405.00 | USD |

*** Payment Code PCR Totals
 Total Open Payments 26 74,655.53
 Total Reconciled Payments 0.00
 Total Void Payments 0.00
 Total Stale Dated Payments 0
 Total Escheated Payments 0

Cash Payment Register continued...

Date 10/22/25 Pay Group 1 Western Lake Superior Sanitary District USD
 Time 7:27 AM CDT Post Company 1 Western Lake Superior Sanitary District USD
 Cash Payment Register for 9/24/25 thru 10/21/25

All Report Account Currency

Company 1 Western Lake Superior Sanitary District
 Cash Code 10225 US Bank Currency USD
 Payment Code WIR

| Payment Number | Identifier | Co | Vendor Number | Remit To | Name | City | Payment Date | Status | Payment Amount | Curr |
|----------------|------------|----|---------------|----------|-----------------------------|-------------|--------------|--------|----------------|------|
| 100092 | P9064 | 1 | 753 | | Minnesota Power | Minneapolis | 9/30/25 | Issued | 198,498.68 | USD |
| 100093 | P9065 | 1 | 1410 | | Piper Sandler | Minneapolis | 9/30/25 | Issued | 1,000,000.00 | USD |
| 100094 | P9066 | 1 | 1412 | | Wells Fargo Brokerage, Inc. | Minneapolis | 9/30/25 | Issued | 400,000.00 | USD |

*** Payment Code WIR Totals
 Total Open Payments 3 1,598,498.68
 Total Reconciled Payments 0.00
 Total Void Payments 0.00
 Total Stale Dated Payments 0
 Total Escheated Payments 0

*** Cash Code 10225 Totals
 Total Open Payments 253 5,371,602.40
 Total Reconciled Payments 19 108,705.31
 Total Void Payments 0.00
 Total Stale Dated Payments 0
 Total Escheated Payments 0

*** Pay Group 1 USD Totals
 Total Open Payments 253 5,371,602.40
 Total Reconciled Payments 19 108,705.31
 Total Void Payments 0.00
 Total Stale Dated Payments 0
 Total Escheated Payments 0

Memo

To: Board of Directors
From: Operations and Planning
Date: October 23, 2025
Subject: Approval of Resolution 25-23 Appointing Hearing Examiner for Appeal Hearing

Project Background

District staff issued an Administrative Citation to Waste Management on October 9, 2025 for violation of the WLSSD Solid Waste Ordinance. Waste Management submitted an appeal of the Administrative Citation on October 20, 2025. The Board has the option to appoint a hearing examiner to conduct the hearing and make a written recommendation to the Board.

Recommendation

The Operations and Planning Committee recommends that the Board of Directors approve Resolution 25-23 appointing Jack Ezell, a member of the WLSSD Board, as the hearing examiner in this matter.

RESOLUTION 25-23

APPOINTING HEARING EXAMINER FOR APPEAL HEARING

WHEREAS, the Western Lake Superior Sanitary District (WLSSD) issued an Administrative Citation to Waste Management on October 9, 2025, for violation of the WLSSD Solid Waste Ordinance.

WHEREAS, on Monday October 20, 2025, Waste Management submitted an appeal of the Administrative Citation in accordance with Section 3.3.2 I. of the Solid Waste Ordinance.

WHEREAS, the Board has the option to appoint a hearing examiner to conduct the hearing and make a written recommendation to the Board in accordance with Section 3.6.3 of the Solid Waste Ordinance.

NOW, THEREFORE, BE IT RESOLVED, the Board hereby appoints Jack Ezell, a member of the WLSSD Board, as the hearing examiner in this matter

**WESTERN LAKE SUPERIOR
SANITARY DISTRICT**

By _____
Rob Schilling
Its Chair

By _____
Loren Lilly
Its Secretary

Memo

To: Board of Directors
From: Operations and Planning Committee
Date: 10/27/2025
Subject: Approval of RFP #1504 – Resource Renew Solar Array (Pike Lake Pump Station)

Project Background

Resource Renew is committed to energy independence and resiliency. The 2022 Energy Management Master Plan (EMMP) explored options to install solar arrays at major pump stations or the main wastewater treatment plant. The Minnesota Department of Commerce is now offering grants to install solar arrays for public buildings through the Minnesota Statewide Solar on Public Buildings Program which can reimburse eligible projects costs up to 70%. The Pike Lake Pump Station was identified as an ideal potential site for a solar array funded by this grant.

Scope of Work – RFP #1504

Proposals were requested from three (3) qualified firms and were received from Belknap Electric, Benson Electric Company, and Wolf Track Energy. Proposals were reviewed based on qualifications and cost by a team of Technical Services and Operations Staff. Benson Electric Company was selected to provide the requested engineering services.

Benson Electric Company submitted a scope of work which includes the following:

1. Conduct a comprehensive site assessment for a 40-kWh solar array.
2. Perform a feasibility and design study to determine optimal placement, projected production, and lifecycle analysis.
3. Procure equipment.
4. Construct, install, commission, and test the solar array.

Benson has proposed a fee of \$157,700 for the design and installation services.

Budget

This project is contingent upon receiving grant funds from the Minnesota Statewide Solar on Public Buildings Program. The grant program will reimburse up to 70% of the total cost of the project. Additional tax rebates are available to cover up to 30% of the construction costs. The project will be initially funded from the 2025 wastewater discretionary capital budget line in the amount of \$157,700 but will only move forward if a minimum grant award of \$72,700 is approved to be reimbursed to the District.

Projected Value

It is anticipated that this project will generate a total of 59,637 kWh annually that would have an annual projected value to the District of \$9,541.92. If this project is 100% grant funded there would be a 0-year project payback. If the District only receives the minimum grant award of \$72,700 and funds the remaining portion with capital discretionary funds, the project payback would be 8.9 years.

Schedule

Planning and design will proceed immediately upon approval by the Board and award of contract.

| | |
|--------------------------|----------------------|
| Project Design Complete: | November 2025 |
| Equipment Procurement: | December 2025 |
| Construction: | Dec. 2025 – May 2026 |
| Commissioning: | May 2026 |
| Final Completion: | June 2026 |

Recommendation

The Operations and Planning Committee recommends that the Board approve entering into an agreement with Benson Electric for professional and construction services associated with the design and installation of a solar panel array at the Pike Lake Pump Station in the amount of \$157,700, contingent on a minimum grant award of \$72,700.

This project will be funded from 2025 wastewater capital discretionary funds - Resource Renew Solar Array Project #101293.

Memo

To: Board of Directors
From: Operations and Planning Committee
Date: October 27, 2025
Subject: Approval of Effluent Filtration Improvements Project – Change Order #2

Project Background

Stanley Consultants was selected in May 2025 to develop a facility plan focusing on replacing existing tertiary treatment technology. The facility plan will ultimately address tertiary treatment capacity and outline a phased implementation of capital tertiary treatment improvements.

Stanley Consultants included four (4) additional services in their original proposal. In July 2025, change order #1 was approved to add one (1) of those services for mercury removal jar testing to identify potential chemical additives to enhance effluent quality during process upsets. Staff proposes issuing change order #2 to include a project delivery methods workshop, to select the most beneficial project delivery method for this large-scale project. Design-bid-build and construction manager at risk (CMAR) will be discussed in the workshop and will influence the phasing of implementation in the facility plan.

Budget

The Effluent Filtration Improvements Project was included in the approved 2025 wastewater capital budget for an amount totaling \$500,000. This project budget is intended for engineering evaluation, analysis, and preliminary design. The District entered into a contract with Stanley Consultants for \$199,900 in May 2025 to complete this work. A current budget summary table is shown on the following page.

| Project Phase | Cost |
|--|------------------|
| Tertiary System Capacity Analysis | \$48,084 |
| Alternatives Analysis | \$94,393 |
| Piloting and Preliminary Design Recommendations | \$10,433 |
| Phase Implementation and Facility Plan Update | \$34,229 |
| Contingency and other direct costs | \$12,761 |
| Additional Scope Considerations | |
| <i>Mercury Removal Jar Testing</i> | \$12,000 |
| <i>Filter Site Visits and Alternative Ranking Modification</i> | \$18,000 |
| <i>Filter Training Workshop</i> | \$7,500 |
| <i>Project Delivery Workshop</i> | \$10,500 |
| Total Project Funds Committed | \$222,400 |
| Project Budget | \$500,000 |

Recommendation

The Operations and Planning Committee recommends the Board approve issuing change order #2 to Stanley Consultants to include a project delivery methods workshop for the Effluent Filtration Improvements not to exceed \$10,500.

This will be funded from the existing wastewater capital budget Effluent Filtration Improvements Project (#101142).

Memo

To: Board of Directors
From: Operations and Planning Committee
Date: October 27, 2025
Subject: Approval of Secondary Clarifier Rehabilitation Change Order #5 – Drain Tile System

Project Background

The WLSSD wastewater treatment facility has four (4) secondary clarifiers with concrete tanks over 45 years old. The secondary clarifiers are a critical component of the wastewater treatment process for removing wastewater solids. Each tank has a rotating collector mechanism with a service age of over 20 years. The tanks and collector equipment are reaching the end of their useful life and need rehabilitation.

In October 2022, clarifier #2 experienced a catastrophic failure which resulted in the center column twisting and collapsing. The inspection revealed the center column had severe corrosion and metal loss, which caused the failure. Areas above the waterline had shown evidence of severe corrosion on any exposed carbon steel. WLSSD performed emergency repairs on the clarifier and replaced the center column, drive unit, scum arms and boxes, and replaced the platform at the end of the bridge. The emergency repair project was necessary to get clarifier #2 back online as quickly as possible. This emergency repair work was completed in October 2023.

Clarifiers #1, #3, and #4 were drained and inspected between December 2022 and February 2023. Similar deficiencies were discovered in the center column of these clarifiers. The Bolton & Menk, Inc. Engineering firm provided a structural repair plan to reinforce the center columns of the remaining clarifiers. These repairs were accomplished with the intent to extend the life of the collector mechanism until the full rehabilitation project could be funded, designed, and implemented. Given the catastrophic failure of clarifier #2, and similar deficiencies found on the other clarifiers, the State provided WLSSD \$17.5 million from the State Bonding Appropriation Grant.

In December 2023, WLSSD hired Bolton & Menk, Inc. (BMI) to produce design and bidding documents for the Secondary Clarifier Rehabilitation Project. The construction phase of the project was advertised for bid in October 2024. The bid was awarded to McGough Construction Company in January 2025, with mobilization in May of 2025.

In July 2025 discussions about building the exhaust fan foundations led to the question of constructing the foundation in standing water. There are several areas near clarifiers #2 and #4 that have minimal to no drainage so any rain that falls must filter through the soil or evaporate, resulting in near permanent standing water in these areas. The District asked BMI to investigate possible solutions to this problem.

Scope

The solution that BMI developed with was to install tile drain around clarifier #2 that will drain to a new manhole, and install tile drain around clarifier #4 that will tie into an existing manhole. The total linear feet of drain tile to be constructed is approximately 850 feet.

The scope of the work is to include the following:

- A cleanout shall be provided on the start of each tile run.
- The lines shall slope at 0.4%, with the start of each run at a depth of 2-3 feet.
- The tile lines for clarifier #2 shall discharge into an open bottom manhole. The bottom of the manhole shall be at least six (6) feet below grade. Field verification of all elevations.
- The tile line for clarifier #4 shall discharge into the existing storm system in MH-1. Core drill tile line into MH-1 and provide seal around penetration. Field verification of all elevations.
- Seed all disturbed areas.

The District received cost information through BMI for the proposed work from McGough Construction Company totaling \$248,299.

Budget Summary

The Secondary Clarifier Rehabilitation Project is funded from the 2024 wastewater capital budget in the amount of \$35,000,000 (\$17.5M is funded through State bonding proceeds). Additional capital funds were included in the 2025 wastewater capital budget to account for the RAS/WAS well, pumps, and piping improvements in the amount of \$5,700,000. Safety improvements to the clarifier HVAC system were also included in the 2025 wastewater capital budget in the amount of \$1,000,000. The total project budget for the base bid and all alternates is \$41,700,000.

| Project Phase | Cost |
|---|---------------------|
| Design and Bidding Phase Prof. Services | \$1,025,000 |
| Construction Phase Engineering Services | \$2,970,552 |
| Construction – Bid #1491 | \$34,714,614 |
| Construction Contingency (5%) | \$1,735,730 |
| Total Project Cost | \$40,445,896 |
| Project Budget | \$41,700,000 |

| Change Order Summary | Cost |
|--------------------------------------|------------------|
| CO #1 Bidirectional Knife Gate Valve | \$25,997 |
| CO #2 36" RAS Valve | \$146,631 |
| CO #3 Exposed Rebar Repair | \$93,586 |
| CO #4 Misc. Work Change Directives | \$89,469 |
| CO #5 Tile Drainage | \$248,299 |
| Total Change Orders | \$603,982 |

Funding

The full project is utilizing the \$17.5 million from the State Bonding Appropriation Grant awarded to WLSSD with the balance funded from a Clean Water Revolving Fund low interest loan through the Minnesota Public Facilities Authority.

Schedule

Below is the current project schedule. One noteworthy scheduling constraint is that all four clarifiers must be in-service the months of March and April while construction is in process to account for spring snow melt.

| Milestone | Date |
|------------------------|---------------|
| Bid Opening | December 2024 |
| Notice of Award | December 2024 |
| Notice to Proceed | January 2025 |
| Substantial Completion | July 31, 2029 |

Recommendation

The Operations and Planning Committee recommends the Board approve awarding Change Order #5 to McGough Construction Co. in the amount of \$248,299 to be funded from the Secondary Clarifier Rehabilitation Project (#101208).

Memo

To: Board of Directors
From: Personnel Committee
Date: October 27, 2025
Subject: Approval of Director of Finance Job Description and Pay Grade

Attached to this memo you will find the proposed job description for Assistant Finance Director. This is a new salaried classification developed with the intention of allowing an overlap for training a successor for the Director of Finance preceding a planned retirement in spring 2027.

The job description contains high level finance and accounting job functions, and the incumbent will work closely with the Director of Finance in a mentoring partnership to develop skills to eventually transition into the Director role.

This position is recommended to be placed at a grade 8 on the supervisory / confidential pay scale, which is two grades below the Director of Finance.

Recommendation

The Personnel Committee recommends the Board approve the proposed Assistant Finance Director job description be placed at grade 8 on the supervisory / confidential pay scale and forward to the Board for final action at the October 27 Board meeting.



| | |
|--------------------------------|--------------------------------|
| Title: | Assistant Finance Director |
| Reports To: | Director of Finance |
| FLSA Status: | Exempt, supervisory position |
| FTE, Shift & Hours: | 1.0 FTE; M-F (40 hours / week) |
| Pay Grade: | 8 |

DEFINITION

Under the direction of the Director of Finance, the Assistant Finance Director is responsible for performing duties that will aid in the succession of the Director of Finance position. As part of the succession plan, the incumbent is responsible for assisting the Director in all aspects of the District's financial management, accounting, purchasing and inventory management including developing, implementing and maintaining practices and standards to ensure that the District is compliant with all applicable federal and state financial and accounting standards. This position requires considerable knowledge of government accounting and financial management for an enterprise fund, and the ability to exercise independent judgement.

JOB FUNCTIONS

- Develops and gradually takes primary responsibility for job functions of the Director of Finance to prepare for succession
- Oversees day-to-day accounting activities in the areas of payroll, disbursements, customer billings, collections, reconciliation and financial reporting
- Assists with the preparation of financial records and reports according to governmental accounting standards
- Assists with review and development of audit-related schedules for annual financial audit
- Assists in the development of the annual operating and capital budgets for the District wastewater and solid waste businesses and works closely with the Director of Finance, District Board, the Executive Director and area managers to identify strategies and priorities
- Provides accurate tracking and routine communication to the District Board, Executive Director and staff as to District financial performance
- Acts as a subject matter expert for District Board, managers and staff regarding financial issues
- Prepares or approves financial statements which are provided to other agencies, the public or the Board; assists the Director of Finance with relevant aspects of the bonding program
- Assists in the direction of wastewater and solid waste reserves, rate analysis and strategies to ensure the ongoing financial viability of the District
- Assists in the development of finance systems and procedures to ensure all financial tracking, billing, receiving and payments occur in an efficient and effective manner and are compliant with state and federal standards

| |
|-------------------------------|
| Revision: 11/01/2025 |
| Department: Business Services |

- Acts as a subject matter expert for financial management and payroll systems in order to provide guidance to staff
- Provides coaching for and development of Finance staff; makes recommendations to Director of Finance on department staffing needs and supports staff recruitment
- Maintains transparent communication through division meetings, one-on-one meetings and other interpersonal communications; presents at committee and Board meetings on behalf of the Director of Finance
- Supports strategic financial planning to maximize resource allocation and transparency
- Promotes a culture of safety, respect and teamwork; leads by example to engage staff in efforts to execute District mission and vision
- Performs related duties as assigned

Education and Experience

- Possess a bachelor's degree in finance, accounting, business administration, public administration or a closely related field and minimum of five years' experience working in finance or accounting
- Master's degree preferred
- An equivalent combination of education and experience may also be considered

Licenses and Certifications

- A valid driver's license
- Certified Public Finance Officer (CFPO) certification preferred

REQUIRED KNOWLEDGE, SKILLS AND ABILITIES

- Knowledge of principles and practices of general, fund and governmental accounting including financial statement preparation and methods of financial control
- Knowledge of enterprise management computer systems
- Knowledge of enterprise resource planning systems
- Knowledge of the principles, practices, laws and regulations governing the investment and management of public funds
- Knowledge of financial planning as it relates to public organizations including public financing options, investment management, public agency budgeting, cash flow and budgeting issues
- Knowledge of the principles and practices of public administration
- Skilled in project management tools and techniques including project cost accounting and project change management and control
- Skilled in developing and communicating complicated information
- Skilled in interpreting rules and regulations
- Ability to respond to a variety of general inquiries, as well as use judgment to respond to situations that occur in the absence of the Finance Director
- Ability to model leadership qualities of adaptability, dependability and accountability

| |
|-------------------------------|
| Revision: 11/01/2025 |
| Department: Business Services |

- Ability to recommend and implement goals, objectives and strategies for providing effective and efficient services
- Ability to research, collect, compile and analyze information and data
- Ability to establish and maintain effective working relationships with internal and external stakeholders
- Ability to support and drive change within the department and the organization
- Ability to communicate clearly and concisely both verbally and in writing
- Ability to develop effective work teams
- Ability to promote healthy employee relations

PHYSICAL DEMANDS

The physical demands described herein are representative of those that must be met by an employee to successfully perform the essential functions of this job. Reasonable accommodations may be made to enable individuals with disabilities to perform the essential functions.

- Constantly operates a computer and other office equipment
- Ability to stay stationary for long periods of time
- Ability to routinely lift and/or move up to 15 pounds and occasionally lift and/or move up to 30 pounds
- Capable of walking, reaching, bending and the ability to stand, kneel, stoop and crouch for extended periods

WORK ENVIRONMENT

The work environment described herein is representative of that which an employee encounters while performing the essential functions of this job. While performing the duties of this job, the employee may be exposed to the following:

- Airborne particles and dust
- Fumes from cleaning supplies
- Occasionally may work near moving mechanical parts

Employee’s Signature Date

Human Resources Signature Date

| |
|-------------------------------|
| Revision: 11/01/2025 |
| Department: Business Services |

Memo

To: Board of Directors
From: Personnel Committee
Date: October 27, 2025
Subject: Approval of HVAC/R Technician Job Description and Pay Grade

Attached to this memo you will find the proposed job description for HVAC/R Technician. During this review, the job description was updated to include a modernized definition, consistent language throughout and updated job functions on the independent accountability of the role. Minimum qualifications were updated to align with the external market.

An analysis of the relative value of the proposed job description is based on the Job Match point system used by the State of Minnesota. This system is a structure on which to base compensation and is based on the premise that similarly-valued jobs should be compensated similarly. The job point system allows an agency to use a common value system and apply it to dissimilar jobs. I have attached a Hay Factor comparison chart for review. This chart shows the four elements that are evaluated during the above stated process: Know-How, Problem-Solving, Accountability and Special Conditions. A summary of these are as follows:

Know-How

The revised job description requires a two-year HVAC/R degree and two years' experience, plus a Universal EPA Refrigeration Certificate. A Special Boiler License is preferred.

Problem Solving and Accountability

This position works under the Maintenance & Facilities Manager and there are set procedures in place. There is a moderate-high level of independence.

Special Conditions

The work environment and physical demands were updated using the recent Physical Demands Analysis conducted by Essentia Occupational Health, using consistent language across job classifications.

MN State Job Match

In the District's current job description, the HVAC/R Technician was compared to the state's Plant Maintenance Engineer for a total of 215 pts, placing the existing classification at a grade 15. In the most recent review, the HVAC/R Technician was compared to the state's Plant Maintenance Engineer (30% of 215 pts), Plant Maintenance Engineer Lead (60% of 249 pts) and Plumber Fitter (10% of 252 pts) for a total of 239 pts, placing the proposed classification at a grade 17.

Placing this classification at a grade 17 aligns with the internal and external market.

When reviewing the points assignment to the MN state job match description and the District's job description, it is recommended that the Board approve the proposed HVAC/R Technician job description be placed at a grade 17.

| | Old Job Description | Proposed Job Description |
|--|--|--|
| Hay Factors | | |
| <u>Know-How</u> | | |
| <ul style="list-style-type: none"> • Technical knowledge | <ul style="list-style-type: none"> • 4 years' experience or combo which is accepted • Specialty certificate • Special boiler license and unlicensed maintenance electrician license preferred | <ul style="list-style-type: none"> • Technical degree in HVAC/R or related field + 2 years' experience • Universal EPA Refrigeration Certificate • Special Boiler license preferred |
| <ul style="list-style-type: none"> • Human relations skills | <ul style="list-style-type: none"> • Ability to work and communicate with others on daily basis (internal/external) | <ul style="list-style-type: none"> • Ability to establish and maintain relationships with stakeholders |
| <ul style="list-style-type: none"> • Managerial/Integrating skills | <ul style="list-style-type: none"> • Works under the direction of a supervisor or lead worker | <ul style="list-style-type: none"> • Works under the direction of a supervisor with latitude for independent action • Independently plans and prioritizes work • Oversees contractors |
| <ul style="list-style-type: none"> • Tech skills | <ul style="list-style-type: none"> • Understanding of plant operations and maintenance • Troubleshooting • Computer skills | <ul style="list-style-type: none"> • Highly skilled in HVAC/R operations and maintenance • Troubleshooting • Computer skills • Skilled in using a variety of technical equipment |
| <u>Problem Solving</u> | | |
| <ul style="list-style-type: none"> • The way in which the employee makes decisions and solves problems | <ul style="list-style-type: none"> • Works under the Maintenance Supervisor • Independent action | <ul style="list-style-type: none"> • Works under the direction of manager with latitude for independent action • Independent action |
| <ul style="list-style-type: none"> • Degree in which they have to think on their own | | |

| | | |
|---|--|---|
| <u>Accountability</u> <ul style="list-style-type: none">• Amount of responsibility for actions, the consequences and the measured effect of their job on the end result of the district | <ul style="list-style-type: none">• Set procedures are in place | <ul style="list-style-type: none">• Set procedures are in place |
| <u>Special Conditions</u> | <ul style="list-style-type: none">• Ability to lift and carry up to 50lbs.• Be mobile over a variety of surfaces – sit, stand | <ul style="list-style-type: none">• Ability lift and carry up to 50 lbs• Ability to be mobile over a variety of structures and surfaces• Ability to work in confined spaces• Ability to wear an air purifying respirator |

HEATING, VENTILATING, AIR CONDITIONING AND REFRIGERATION TECHNICIAN

Approved: 2018

DEFINITION

The HVAC/R Technician reports to the Operations & Maintenance Supervisor - Mechanical or designated representative. The HVAC/R Technician performs highly skilled work including, but not limited to, predictive and preventive maintenance, maintaining, repairing, installing, inspecting, troubleshooting, lubricating, minor engineering, adjusting and balancing critical HVAC/R equipment throughout the District while sustaining a safe environment. This includes modifying District equipment and performing related duties as required using a wide array of specialized equipment, tools and knowledge. This position is responsible for providing quality service to internal and external customers, through the timely and accurate completion of HVAC/R work orders, thereby assisting WLSSD in fulfilling its Mission Statement.

JOB FUNCTIONS

- Maintains, inspects and repairs Heating, Ventilation, Air Conditioning & Refrigeration (HVAC/R) systems and/or components (pumps, motors, air handlers, fans, coils, piping, controllers, etc.)
- Diagnoses problems and/or failures in HVAC/R systems to ensure a safe, comfortable and energy efficient work environment within the District facilities
- Troubleshoots, installs, repairs, operates and calibrates HVAC/R control equipment, including pneumatic/electrical and direct digital control
- Coordinates with assigned supervisor, trades and operations for the purpose of completing projects and work orders safely and efficiently
- Monitors and controls HVAC/R equipment using multiple building automation systems to configure, analyze, troubleshoot and enhance programs to balance energy management comfort controls
- Prioritizes work orders for the purpose of addressing health and safety problems
- Plans work assignments to ensure they are executed safely and efficiently
- Analyzes and determines root cause failures on equipment to improve reliability
- Checks equipment, parts and materials to ensure all necessary items are available for assigned project or operation
- Provides status reports to appropriate District staff on the progress of job assignments
- Makes recommendations on equipment and spare parts, as well as materials and hardware, after job completion to reduce future equipment downtime and improve reliability
- Analyzes new and existing blue prints, schematics or drawings
- Assists in planning, developing and executing HVAC/R and capital projects
- Utilizes an Enterprise Asset Management system (EAM) for District equipment
- Maintains records for the purpose of documenting required information
- Assists in the training and education of new and existing employees by providing on the job training, general instructions, safety and emergency equipment training, monitors compliance with the District Safety Program and additional training as required

- Performs cleaning duties and other related projects to maintain clean and orderly conditions in the District facilities
- Attends in-service training as required
- Performs related duties as assigned

MINIMUM QUALIFICATIONS

- Graduation from technical trade school with an emphasis in HVAC/R and two years of experience in maintaining and operating HVAC/R equipment similar to those found in District facilities; or such combination of education and experience as may be equivalent.
- Possess a Universal EPA Refrigeration Certificate or ability to obtain within designated period
- Registered Unlicensed Maintenance Electrician license preferred
- Special Boiler license preferred
- Possess a valid driver's license

REQUIRED KNOWLEDGE, SKILLS AND ABILITIES

- Knowledge of HVAC/R principles (heating, cooling, dehumidifying, humidifying, refrigeration, hydronics, air movement, etc.)
- Knowledge of standard mechanical maintenance practices, methods, materials and tools
- Knowledge of safe and proper methods of heating, ventilation, air conditioning & refrigeration systems for installation and maintenance
- Ability to use and operate precision tools such as but not limited to these: multimeter, micron gauge, manifold gauge set, pneumatic calibration kit, anemometer, refractometer, manometer and ultrasonic air leak detector.
- Ability to calculate comfort zones with air flows, relative humidity, wet/dry bulbs and dew point using psychrometrics
- Ability to inspect HVAC/R systems for adherence to regulations, requirements, ordinances and procedures
- Knowledge and ability to respond to emergency conditions and develop appropriate courses of action
- Ability to independently anticipate and safely complete assigned responsibilities in a timely and professional manner
- Ability to read and interpret HVAC/R plans, specifications, blue prints, diagrams, schematics, technical codes and ordinances
- Skill and ability to organize, prioritize and plan work effectively
- Knowledge and ability to use computerized programs for monitoring and controlling HVAC/R systems, historical data tracking maintenance management systems, spreadsheets and word processing software
- Ability to use, implement and maintain an Enterprise Asset Management (EAM) System as defined by the District
- Knowledge and ability to implement safe work practices and procedures including: 70E requirements, Confined Space Entry, Lock out/Tag out and Energy Control Procedures
- Ability to understand and follow written and oral instructions
- Ability to establish and maintain effective working relationships with supervisors, other employees and the public
- Ability to physically wear an air purifying respirator

PHYSICAL DEMANDS

The physical demands described herein are representative of those that must be met by an employee to successfully perform the essential functions of this job. Reasonable accommodations may be made to enable individuals with disabilities to perform the essential functions.

- Ability to be mobile over a wide variety of structures and surfaces including ramps and ladders
- Capable of walking, reaching, bending and the ability to stand, kneel, stoop and crouch for extended periods
- Ability to work in confined spaces
- Ability to lift and carry supplies and equipment up to 50 pounds, and occasionally carry up to 75 pounds
- Be medically approved to wear an air purifying respirator

WORK ENVIRONMENT

The work environment described herein is representative of that which an employee encounters while performing the essential functions of this job.

- While performing the duties of this job, the employee may be exposed to wastewater, fumes, gases or airborne particles and toxic or caustic chemicals. The employee may work near moving mechanical parts and may occasionally be exposed to the risk of electrical shock and vibration. This work may involve loud noise and indoor and outdoor conditions, including all weather conditions

JOB DESCRIPTION

| | |
|--------------------------------|----------------------------------|
| Title: | HVAC/R Technician |
| Reports To: | Maintenance & Facilities Manager |
| FLSA Status: | Non-Exempt |
| FTE, Shift & Hours: | 1.0 FTE; M-F (40 hours / week) |
| Pay Grade: | 17 |

DEFINITION

Under the direction of the Maintenance & Facilities Manager or other assigned supervisor, and with latitude for independent action, the HVAC/R Technician is responsible for performing a variety of mechanical maintenance functions relating to commercial, industrial and residential heating, air conditioning, ventilation, refrigeration systems and pipefitting. This position performs highly skilled HVAC/R work including, but not limited to, operating HVAC-related equipment, predictive and preventive maintenance, maintaining, repairing, installing, inspecting, troubleshooting, lubricating, minor engineering, adjusting and balancing critical HVAC/R equipment throughout District facilities while maintaining a safe environment.

JOB FUNCTIONS

- Maintains, inspects and repairs specialized or complex Heating, Ventilation, Air Conditioning & Refrigeration (HVAC/R) systems and/or components
- Diagnoses problems and/or failures in HVAC/R systems to ensure a safe, comfortable and energy efficient work environment within the District facilities
- Troubleshoots, installs, repairs, operates and calibrates HVAC/R control equipment, including pneumatic/electrical and direct digital control
- Coordinates with assigned supervisor, trades, contractors and operations for the purpose of completing projects and work orders safely and efficiently
- Monitors and controls HVAC/R equipment using multiple building automation systems and process automation software to configure, analyze, troubleshoot and enhance programs to balance energy management comfort controls
- Independently plans and prioritizes work for the purpose of addressing health and safety problems and ensures that HVAC assistance is provided to other personnel and contractors
- Identifies the means and methods to improve both facility performance and economy
- Analyzes and determines root cause failures on equipment to improve reliability

| | |
|------------|--------------------------|
| Revision | 10/01/2025 |
| Department | Maintenance & Facilities |

- Checks equipment, parts and materials to ensure all necessary items are available for assigned project or operation
- Provides status reports to appropriate District staff on the progress of job assignments
- Makes recommendations on equipment and spare parts, as well as materials and hardware, after job completion to reduce future equipment downtime and improve reliability
- Analyzes new and existing blueprints, schematics or drawings
- Assists in planning, developing and executing HVAC/R capital projects
- Oversees contracted services and repair work on District HVAC/R Facilities
- Assists in the long-range maintenance planning, implements short- and long-range planning decisions
- Develops and updates standard operating procedures to meet changing conditions at WLSSD
- Provides operational oversight and control during emergencies, such as power outages, boiler outages and extreme weather
- Utilizes an Enterprise Asset Management system (EAM) for District equipment to assist in performing maintenance activities
- Performs cleaning duties and other related projects to maintain clean and orderly conditions in the District facilities
- Actively engages in plant safety culture, which includes recognizing concerns and submitting to the hazard reporting record system; participates in safety meetings and trainings
- Attends in-service training when required; assists in the training and guidance of other operators and staff by providing on-the-job training, general instruction and specific training as required
- Performs related duties as assigned

MINIMUM QUALIFICATIONS

Education and Experience

- Possess a technical degree in HVAC/R or related field and two years' experience in maintaining and operating HVAC/R equipment in an industrial facility
- An equivalent combination of education and experience may also be considered

Licenses and Certifications

- Possess a Universal EPA Refrigeration Certificate or obtain within 9 months
- Special Boiler License preferred
- Possess a valid driver's license

REQUIRED KNOWLEDGE, SKILLS AND ABILITIES

- Knowledge of HVAC/R principles in an industrial environment (heating, cooling, dehumidifying, humidifying, refrigeration, hydronics, air movement, etc.)

| | |
|------------|--------------------------|
| Revision | 10/01/2025 |
| Department | Maintenance & Facilities |

- Knowledge of standard mechanical maintenance practices, methods, materials and tools
- Knowledge of safe and proper methods of heating, ventilation, air conditioning & refrigeration systems for installation and maintenance
- Knowledge and ability to use computerized programs for monitoring and controlling HVAC/R systems, historical data tracking maintenance management systems
- Skilled in computer operations, specifically Microsoft Office applications
- Knowledge and ability to respond to emergency conditions and develop appropriate courses of action
- Knowledge and ability to implement safe work practices and procedures including 70E requirements, confined space entry, lockout/tagout, hot work and energy control procedures
- Ability to use and operate precision tools including, but not limited to, multimeter, micron gauge, manifold gauge set, pneumatic calibration kit, anemometer, refractometer, manometer and ultrasonic air leak detector
- Ability to calculate comfort zones with air flows, relative humidity, wet/dry bulbs and dew point using psychrometrics
- Ability to inspect HVAC/R systems for adherence to regulations, requirements, ordinances and procedures
- Ability to read and interpret HVAC/R plans, specifications, blueprints, diagrams, schematics, technical codes and ordinances
- Ability to Independently organize, prioritize and plan work effectively
- Ability to use, implement and maintain an EAM System as defined by the District
- Ability to source needed parts for HVAC equipment and assist in the development of recommended inventory levels
- Ability to work both independently and as part of a team
- Ability to establish and maintain effective working relationships with internal and external stakeholders

PHYSICAL DEMANDS

The physical demands described herein are representative of those that must be met by an employee to successfully perform the essential functions of this job. Reasonable accommodations may be made to enable individuals with disabilities to perform the essential functions.

- Ability to be mobile over a wide variety of structures and surfaces including ladders, ramps, steep terrain and outdoor areas in all weather conditions
- Capable of walking, reaching, bending and the ability to stand, kneel, stoop and crouch for extended periods
- Capable of exerting pushing and pulling force upon machinery and equipment; to reach overhead and bend over to lift and move objects
- Ability to lift and carry supplies and equipment up to 50 pounds, and occasionally carry up to 80 pounds
- Ability to work in confined spaces

| | |
|------------|--------------------------|
| Revision | 10/01/2025 |
| Department | Maintenance & Facilities |

- Medically able to wear an air purifying respirator

WORK ENVIRONMENT

The work environment described herein is representative of that which an employee encounters while performing the essential functions of this job. While performing the duties of this job, the employee may be exposed to the following:

- Wastewater, fumes, gases, oils, greases, airborne particulates, fuel and biosolids
- Moving mechanical equipment and occasionally exposed to the risk of electrical shock and vibration
- Work along highways, right of ways, in confined spaces and equipment
- Loud noise, indoor and outdoor conditions, including all weather conditions and working in remote areas

Employee's Signature Date

Human Resources Signature Date

| | |
|------------|--------------------------|
| Revision | 10/01/2025 |
| Department | Maintenance & Facilities |



Minutes
Committee of the Whole
Monday, September 29, 2025
5:00 PM

Board Members Present: Rob Schilling, Loren Lilly, Ben Mathews, Jack Ezell, Laura Ness, Marchia Podratz, Jim Aird, Nate Johnson

Board Members Absent: Carrie Schneider

Staff Present: Cathy Remington, Carrie Clement, Brandon Kohlts, Chuck Kimball, Tim Lundell, AJ Axtell, Bev Culver

Legal Present: Matt Hanka, Fryberger Law Office

Chair Schilling called the meeting to order at 4:30 PM.

1. New Business

1.

1.1 Review of 2026 Wastewater Budget

Cathy Remington reviewed the 2026 Wastewater Budget, reviewing the assumptions, flow and loads, and allocated expenses.

Brandon Kohlts reviewed the Wastewater Capital Improvement Plan for 2026.

Approval of the 2026 Wastewater Budget to the Board for final approval.

Moved by: Jack Ezell

Seconded by: Marcia Podratz

Motion passed.

2.

1.2 Review of 2026 Solid Waste Budget

Cathy reviewed the 2026 Solid Waste Budget summary, and Brandon reviewed the Solid Waste Capitol Budget.

Approval of forward the 2026 Solid Waste Budget to the Board for final approval

Moved by: Laura Ness

Seconded by: Ben Mathews

Motion passed.

3.
 - 1.3 Review of Resolution 25-19; Establishing a System of Charges for Solid Waste Management Services Recovered as a Charge Against Real Estate
 4.
 - 1.4 Review of Resolution 25-20; Certifying Service Charges to the St. Louis County Auditor
 5.
 - 1.5 Review of Resolution 25-21; Certifying Service Charges to the Carlton County Auditor
 6.
 - 1.6 Review of Resolution 25-22; Establishing Solid Waste Management Fee to be Collected by Solid Waste Collectors
- 2.
- 2. Other**

WESTERN LAKE SUPERIOR SANITARY DISTRICT

FINANCIAL STATEMENT

September 2025

| | <u>Page</u> |
|--|--------------------|
| Wastewater Schedule of Revenues and Expenses | 1 |
| Wastewater Flows and Loads | 2-4 |
| Solid Waste Schedule of Revenues and Expenses | 5 |
| Total District Schedule of Revenues and Expenses | 6 |
| Total District Revenue Statement | 7-8 |
| Total District Expense Statement | 9-10 |
| Balance Sheet | 11-12 |

**Western Lake Superior Sanitary District
Wastewater
Schedule of Revenue & Expense (Allocation)
For Period Ending September 30, 2025**

| Acct | Description | Annual Budget 2025 | Month Budget | Month Actual | Variance | Act/Bud | YTD Budget 2025 | YTD Actual | Variance | Act/Bud |
|-------|------------------------------------|-----------------------|------------------|------------------|------------------|------------|--------------------|-------------------|--------------------|-------------|
| | Capacity Availability Fee | 500,000 | 26,664 | 16,243 | (10,421) | 61% | 361,631 | 239,136 | (122,495) | 66% |
| | Wastewater Municipality Revenue | 13,393,426 | 1,116,120 | 1,116,120 | 0 | 100% | 10,045,080 | 10,045,080 | 0 | 100% |
| | Hauled Waste | 458,000 | 44,916 | 71,189 | 26,273 | 158% | 301,569 | 427,199 | 125,630 | 142% |
| | Wastewater Industrial Revenue | 16,875,635 | 1,393,148 | 1,274,746 | (118,402) | 92% | 12,633,412 | 12,638,049 | 4,637 | 100% |
| | District Wide Allocation | 378,000 | 0 | 0 | 0 | 0% | 189,000 | 189,001 | 1 | 100% |
| | Miscellaneous | 32,250 | 3,201 | 11,711 | 8,510 | 366% | 22,121 | 26,680 | 4,559 | 121% |
| | SW Operating Grants | 0 | 0 | 28,485 | 28,485 | 0% | 0 | 28,485 | 28,485 | 0% |
| 33700 | Investment Earnings | 409,000 | 41,738 | 38,947 | (2,791) | 93% | 327,716 | 373,638 | 45,922 | 114% |
| | Revenue | 32,046,311 | 2,625,787 | 2,557,440 | (68,347) | 97% | 23,880,529 | 23,967,266 | 86,737 | 100% |
| | Salaries, Wages and Compensation | 7,575,846 | 622,927 | 616,389 | 6,538 | 99% | 5,640,370 | 5,531,151 | 109,218 | 98% |
| | Overtime | 434,062 | 36,387 | 35,449 | 938 | 97% | 325,887 | 365,520 | (39,633) | 112% |
| | Benefits | 3,475,433 | 269,638 | 253,957 | 15,681 | 94% | 2,660,686 | 2,509,299 | 151,388 | 94% |
| | Payroll and Benefits | 11,485,341 | 928,952 | 905,795 | 23,156 | 98% | 8,626,943 | 8,405,971 | 220,973 | 97% |
| | Electricity | 2,481,949 | 207,946 | 171,777 | 36,169 | 83% | 1,855,875 | 1,727,769 | 128,106 | 93% |
| | Other Utilities and Fuels | 604,232 | 51,839 | 63,267 | (11,428) | 122% | 456,961 | 489,329 | (32,368) | 107% |
| | Fuel Oil | 3,420 | 285 | 0 | 285 | 0% | 2,565 | 0 | 2,565 | 0% |
| | Natural Gas | 322,478 | 13,435 | 12,776 | 659 | 95% | 232,222 | 263,762 | (31,540) | 114% |
| | Utilities and Fuel | 3,412,079 | 273,505 | 247,820 | 25,685 | 91% | 2,547,623 | 2,480,860 | 66,763 | 97% |
| | Repair and Maintenance | 857,434 | 75,478 | 58,748 | 16,730 | 78% | 678,580 | 626,974 | 51,607 | 92% |
| | Insurance | 170,940 | 14,245 | 17,003 | (2,758) | 119% | 128,205 | 149,920 | (21,715) | 117% |
| | Solid Waste & Grit Disposals | 16,935 | 1,694 | 1,183 | 511 | 70% | 13,887 | 11,530 | 2,357 | 83% |
| | Contract Services | 1,660,433 | 279,668 | 91,871 | 187,798 | 33% | 1,323,295 | 952,823 | 370,472 | 72% |
| | Supplies | 431,321 | 32,875 | 56,262 | (23,387) | 171% | 322,950 | 379,818 | (56,868) | 118% |
| | Chemicals | 2,598,601 | 250,811 | 206,810 | 44,001 | 82% | 2,082,525 | 1,783,576 | 298,949 | 86% |
| | Other Expense | 925,778 | 62,697 | 47,751 | 14,946 | 76% | 744,680 | 641,309 | 103,371 | 86% |
| | Other Direct Expenses | 6,661,442 | 717,468 | 479,628 | 237,840 | 67% | 5,294,123 | 4,545,950 | 748,173 | 86% |
| | Non-Payroll Expenses | 10,073,520 | 990,973 | 727,448 | 263,526 | 73% | 7,841,746 | 7,026,810 | 814,936 | 90% |
| | O & M Expenses | 21,558,862 | 1,919,925 | 1,633,243 | 286,682 | 85% | 16,468,689 | 15,432,780 | 1,035,909 | 94% |
| | Capital Projects | 4,000,000 | 333,333 | 333,333 | 0 | 100% | 2,999,997 | 2,999,997 | 0 | 100% |
| | Investment Earnings Construction | (300,000) | (30,745) | (9,567) | (21,178) | 31% | (243,251) | (265,108) | 21,857 | 109% |
| | Investment Earnings - Debt Service | (750,000) | (68,409) | (82,223) | 13,814 | 120% | (617,652) | (881,967) | 264,315 | 143% |
| | Debt Service | 9,488,246 | 790,687 | 790,687 | 0 | 100% | 7,116,183 | 7,116,183 | 0 | 100% |
| | Total Expenses | 33,997,108 | 2,944,791 | 2,665,472 | 279,318 | 91% | 25,723,966 | 24,401,886 | 1,322,080 | 95% |
| | Net Surplus | (1,950,797) | (319,004) | (108,032) | (210,972) | 34% | (1,843,437) | (434,620) | (1,408,817) | 24% |

2025 FLOW (MGD)

| | BUDGET | AVG THROUGH | |
|----------------------|---------------|---------------|----------------|
| | 2025 | 9/30/2025 | VARIANCE |
| DULUTH | 13.000 | 10.802 | (2.198) |
| CLOQUET | 1.000 | 1.023 | 0.023 |
| HERMANTOWN | 0.650 | 0.692 | 0.042 |
| PROCTOR | 0.400 | 0.340 | (0.060) |
| ESKO | 0.2062 | 0.169 | (0.038) |
| (Includes Helb/Lars) | | | |
| SCANLON | 0.169 | 0.350 | 0.181 |
| CARLTON | 0.160 | 0.138 | (0.022) |
| THOMSON | 0.009 | 0.008 | (0.001) |
| (City only) | | | |
| TWIN LAKES | 0.040 | 0.037 | (0.003) |
| RICE LAKE | 0.060 | 0.052 | (0.008) |
| OLIVER | 0.020 | 0.018 | (0.002) |
| PIKE LAKE | 0.100 | 0.085 | (0.015) |
| KNIFE RIVER | 0.024 | 0.022 | (0.002) |
| MPCA LANDFILL | 0.003 | 0.001 | (0.002) |
| WRENSHALL | 0.030 | 0.031 | 0.001 |
| JAY COOKE | 0.002 | 0.0023 | 0.000 |
| BUFFALO/MIDWAY | 0.0050 | 0.006 | 0.0009 |
| DULUTH/NORTH SHO | 0.057 | 0.052 | (0.005) |
| MUNICIPAL SUBTOT | 15.935 | 13.828 | (2.107) |
| SAPPI | 17.019 | 16.654 | (0.365) |
| USG | 0.550 | 0.434 | (0.116) |
| SOFIDEL AMERICA | 1.500 | 1.465 | (0.035) |
| SPECIALTY MINERALS | 0.195 | 0.212 | 0.017 |
| INDUSTRIAL SUBTOT | 19.264 | 18.765 | (0.499) |
| TOTAL FLOW | 35.199 | 32.593 | (2.606) |

2025 BOD (LBS/DAY)

| | BUDGET | AVG THROUGH | |
|----------------------|---------------|---------------|----------------|
| | 2025 | 9/30/2025 | VARIANCE |
| DULUTH | 13,200 | 12,104 | (1,096) |
| CLOQUET | 1,493 | 1,528 | 35 |
| HERMANTOWN | 1,150 | 1,045 | (105) |
| PROCTOR | 475 | 386 | (89) |
| ESKO | 269 | 269 | 0 |
| (Includes Helb/Lars) | | | |
| SCANLON | 282 | 583 | 301 |
| CARLTON | 171 | 171 | 0 |
| THOMSON | 15 | 13 | (2) |
| (City only) | | | |
| TWIN LAKES | 153 | 145 | (8) |
| RICE LAKE | 100 | 87 | (13) |
| OLIVER | 33 | 30 | (3) |
| PIKE LAKE | 167 | 142 | (25) |
| KNIFE RIVER | 40 | 36 | (4) |
| MPCA LANDFILL | 5 | 2 | (3) |
| WRENSHALL | 50 | 51 | 1 |
| JAY COOKE | 3 | 4 | 1 |
| BUFFALO/MIDWAY | 13 | 14 | 1 |
| DULUTH/NORTH SHO | 95 | 86 | (9) |
| MUNICIPAL SUBTOT | 17,715 | 16,696 | (1,019) |
| SAPPI | 40,000 | 33,095 | (6,905) |
| USG | 2,000 | 1,448 | (552) |
| SOFIDEL AMERICA | 325 | 336 | 11 |
| SPECIALTY MINERALS | 5 | 6 | 1 |
| INDUSTRIAL SUBTOT | 42,330 | 34,885 | (7,445) |
| TOTAL BOD | 60,045 | 51,581 | (8,464) |

2025 SUSPENDED SOLIDS (LBS/DAY)

| | BUDGET | AVG THROUGH | |
|-----------------------|---------------|--------------------|-----------------|
| | 2025 | 9/30/2025 | VARIANCE |
| DULUTH | 17,000 | 18,255 | 1,255 |
| CLOQUET | 2,000 | 2,244 | 244 |
| HERMANTOWN | 1,100 | 1,157 | 57 |
| PROCTOR | 550 | 569 | 19 |
| ESKO | 322 | 322 | 0 |
| (Includes Helb/Lars) | | | |
| SCANLON | 282 | 583 | 301 |
| CARLTON | 206 | 206 | 0 |
| THOMSON | 13 | 13 | 0 |
| (City only) | | | |
| TWIN LAKES | 133 | 130 | (3) |
| RICE LAKE | 100 | 87 | (13) |
| OLIVER | 33 | 30 | (3) |
| PIKE LAKE | 167 | 142 | (25) |
| KNIFE RIVER | 37 | 36 | (1) |
| MPCA LANDFILL | 5 | 2 | (3) |
| WRENSHALL | 50 | 51 | 1 |
| JAY COOKE | 3 | 4 | 1 |
| BUFFALO/MIDWAY | 8 | 10 | 2 |
| DULUTH/NORTH SHO | 95 | 86 | (9) |
| MUNICIPAL SUBTOT | 22,104 | 23,927 | 1,823 |
| SAPPI | 20,035 | 27,705 | 7,670 |
| USG | 3,000 | 1,976 | (1,024) |
| SOFIDEL AMERICA | 300 | 355 | 55 |
| SPECIALTY MINERALS | 500 | 678 | 178 |
| INDUSTRIAL SUBTOT | 23,835 | 30,714 | 6,879 |
| TOTAL DISTRICT | 45,939 | 54,641 | 8,702 |

**Western Lake Superior Sanitary District
Solid Waste
Schedule of Revenue & Expense (Allocation)
For Period Ending September 30, 2025**

| Acct | Description | Annual Budget 2025 | Month Budget | Month Actual | Variance | Act/Bud | YTD Budget 2025 | YTD Actual | Variance | Act/Bud |
|-------|----------------------------------|-----------------------|------------------|------------------|------------------|-------------|--------------------|------------------|------------------|-------------|
| | Miscellaneous | 0 | 0 | 19 | 19 | 0% | 0 | 1,244 | 1,244 | 0% |
| | Solid Waste Tipping Fees | 6,882,100 | 634,912 | 648,472 | 13,560 | 102% | 5,155,825 | 5,169,405 | 13,580 | 100% |
| | Solid Waste MRC Demo | 762,900 | 81,343 | 71,960 | (9,383) | 88% | 573,109 | 553,808 | (19,301) | 97% |
| | Solid Waste Service Fees | 3,174,000 | 283,203 | 175,682 | (107,521) | 62% | 2,371,302 | 2,423,754 | 52,452 | 102% |
| | HHW Revenue | 426,000 | 128,404 | 122,940 | (5,464) | 96% | 296,277 | 318,441 | 22,164 | 107% |
| | Recycling Revenue | 1,100 | 155 | 8,175 | 8,020 | 5274% | 813 | 45,813 | 45,000 | 5635% |
| | Yard Waste Revenue | 162,550 | 10,115 | 7,833 | (2,282) | 77% | 153,219 | 152,881 | (338) | 100% |
| | Property Taxes | 1,327,664 | 110,639 | 110,639 | 0 | 100% | 995,751 | 999,374 | 3,623 | 100% |
| | SW Operating Grants | 466,000 | 0 | 0 | 0 | 0% | 266,000 | 213,686 | (52,314) | 80% |
| 33700 | Investment Earnings | 50,000 | 4,167 | 6,873 | 2,706 | 165% | 37,503 | 65,936 | 28,433 | 176% |
| | Revenue | 13,252,314 | 1,252,938 | 1,152,592 | (100,346) | 92% | 9,849,799 | 9,944,341 | 94,542 | 101% |
| | Salaries, Wages and Compensation | 2,556,973 | 210,216 | 210,297 | (81) | 100% | 1,905,012 | 1,895,370 | 9,643 | 99% |
| | Overtime | 65,738 | 5,628 | 7,791 | (2,162) | 138% | 52,273 | 56,483 | (4,210) | 108% |
| | Benefits | 1,195,925 | 91,878 | 87,347 | 4,531 | 95% | 918,453 | 853,878 | 64,575 | 93% |
| | Payroll and Benefits | 3,818,636 | 307,722 | 305,435 | 2,287 | 99% | 2,875,738 | 2,805,730 | 70,008 | 98% |
| | Electricity | 59,231 | 4,190 | 3,110 | 1,080 | 74% | 43,570 | 30,178 | 13,392 | 69% |
| | Other Utilities and Fuels | 59,918 | 5,092 | 5,222 | (130) | 103% | 45,535 | 44,652 | 884 | 98% |
| | Natural Gas | 11,500 | 300 | 78 | 222 | 26% | 8,100 | 4,701 | 3,399 | 58% |
| | Utilities and Fuel | 130,649 | 9,582 | 8,410 | 1,172 | 88% | 97,205 | 79,531 | 17,675 | 82% |
| | Repair and Maintenance | 48,566 | 3,523 | 3,217 | 306 | 91% | 37,425 | 39,306 | (1,881) | 105% |
| | Insurance | 93,960 | 7,830 | 9,346 | (1,516) | 119% | 70,470 | 82,406 | (11,936) | 117% |
| | Solid Waste & Grit Disposals | 7,125,731 | 673,876 | 689,262 | (15,386) | 102% | 5,307,154 | 5,320,189 | (13,035) | 100% |
| | Contract Services | 1,260,751 | 122,851 | 108,475 | 14,376 | 88% | 932,338 | 830,702 | 101,636 | 89% |
| | Supplies | 120,399 | 12,092 | 10,124 | 1,967 | 84% | 90,955 | 112,181 | (21,226) | 123% |
| | Other Expense | 816,339 | 49,689 | 43,699 | 5,990 | 88% | 667,875 | 514,336 | 153,539 | 77% |
| | Other Direct Expenses | 9,465,746 | 869,861 | 864,124 | 5,737 | 99% | 7,106,216 | 6,899,120 | 207,096 | 97% |
| | Non-Payroll Expenses | 9,596,396 | 879,443 | 872,533 | 6,910 | 99% | 7,203,421 | 6,978,650 | 224,771 | 97% |
| | O & M Expenses | 13,415,031 | 1,187,165 | 1,177,969 | 9,197 | 99% | 10,079,159 | 9,784,381 | 294,779 | 97% |
| | Capital Projects | 127,500 | 10,625 | 10,625 | 0 | 100% | 95,625 | 95,625 | 0 | 100% |
| | Investment Earnings Construction | (27,500) | (2,292) | (6,042) | 3,750 | 264% | (20,628) | (55,663) | 35,035 | 270% |
| | Transfer Stat Capital | 93,586 | 8,725 | 8,607 | 118 | 99% | 69,947 | 68,329 | 1,618 | 98% |
| | Total Expenses | 13,608,617 | 1,204,223 | 1,191,159 | 13,064 | 99% | 10,224,103 | 9,892,672 | 331,431 | 97% |
| | Net Surplus | (356,303) | 48,715 | (38,567) | 87,282 | -79% | (374,304) | 51,670 | (425,974) | -14% |

**Western Lake Superior Sanitary District
Total District
Schedule of Revenue & Expense (Allocation)
For Period Ending September 30, 2025**

| Acct | Description | Annual Budget 2025 | Month Budget | Month Actual | Variance | Act/Bud | YTD Budget 2025 | YTD Actual | Variance | Act/Bud |
|-------|------------------------------------|-----------------------|------------------|------------------|------------------|------------|--------------------|-------------------|--------------------|-------------|
| | Capacity Availability Fee | 500,000 | 26,664 | 16,243 | (10,421) | 61% | 361,631 | 239,136 | (122,495) | 66% |
| | Wastewater Municipality Revenue | 13,393,426 | 1,116,120 | 1,116,120 | 0 | 100% | 10,045,080 | 10,045,080 | 0 | 100% |
| | Hauled Waste | 458,000 | 44,916 | 71,189 | 26,273 | 158% | 301,569 | 427,199 | 125,630 | 142% |
| | Wastewater Industrial Revenue | 16,875,635 | 1,393,148 | 1,274,746 | (118,402) | 92% | 12,633,412 | 12,638,049 | 4,637 | 100% |
| | District Wide Allocation | 378,000 | 0 | 0 | 0 | 0% | 189,000 | 189,001 | 1 | 100% |
| | Miscellaneous | 32,250 | 3,201 | 11,730 | 8,529 | 366% | 22,121 | 30,099 | 7,978 | 136% |
| | Solid Waste Tipping Fees | 6,882,100 | 634,912 | 648,472 | 13,560 | 102% | 5,155,825 | 5,169,405 | 13,580 | 100% |
| | Solid Waste MRC Demo | 762,900 | 81,343 | 71,960 | (9,383) | 88% | 573,109 | 553,808 | (19,301) | 97% |
| | Solid Waste Service Fees | 3,174,000 | 283,203 | 175,682 | (107,521) | 62% | 2,371,302 | 2,423,754 | 52,452 | 102% |
| | HHW Revenue | 426,000 | 128,404 | 122,940 | (5,464) | 96% | 296,277 | 318,441 | 22,164 | 107% |
| | Recycling Revenue | 1,100 | 155 | 8,175 | 8,020 | 5274% | 813 | 45,813 | 45,000 | 5635% |
| | Yard Waste Revenue | 162,550 | 10,115 | 7,833 | (2,282) | 77% | 153,219 | 152,881 | (338) | 100% |
| | Property Taxes | 1,327,664 | 110,639 | 110,639 | 0 | 100% | 995,751 | 999,374 | 3,623 | 100% |
| | SW Operating Grants | 466,000 | 0 | 28,485 | 28,485 | 0% | 266,000 | 242,171 | (23,829) | 91% |
| 33700 | Investment Earnings | 459,000 | 45,905 | 45,820 | (85) | 100% | 365,219 | 439,574 | 74,355 | 120% |
| | Revenue | 45,298,625 | 3,878,725 | 3,710,033 | (168,692) | 96% | 33,730,328 | 33,913,784 | 183,456 | 101% |
| | Salaries, Wages and Compensation | 10,132,819 | 833,143 | 826,686 | 6,457 | 99% | 7,545,382 | 7,426,652 | 118,730 | 98% |
| | Overtime | 499,800 | 42,015 | 43,240 | (1,225) | 103% | 378,160 | 421,872 | (43,712) | 112% |
| | Benefits | 4,671,358 | 361,516 | 341,304 | 20,212 | 94% | 3,579,139 | 3,363,177 | 215,962 | 94% |
| | Payroll and Benefits | 15,303,977 | 1,236,674 | 1,211,230 | 25,444 | 98% | 11,502,681 | 11,211,701 | 290,980 | 97% |
| | Electricity | 2,541,180 | 212,136 | 174,887 | 37,249 | 82% | 1,899,445 | 1,757,947 | 141,498 | 93% |
| | Other Utilities and Fuels | 664,150 | 56,931 | 68,489 | (11,558) | 120% | 502,496 | 533,981 | (31,485) | 106% |
| | Fuel Oil | 3,420 | 285 | 0 | 285 | 0% | 2,565 | 0 | 2,565 | 0% |
| | Natural Gas | 333,978 | 13,735 | 12,854 | 881 | 94% | 240,322 | 268,463 | (28,141) | 112% |
| | Utilities and Fuel | 3,542,728 | 283,087 | 256,230 | 26,857 | 91% | 2,644,828 | 2,560,390 | 84,438 | 97% |
| | Repair and Maintenance | 906,000 | 79,001 | 61,965 | 17,036 | 78% | 716,005 | 666,280 | 49,725 | 93% |
| | Insurance | 264,900 | 22,075 | 26,350 | (4,275) | 119% | 198,675 | 232,326 | (33,651) | 117% |
| | Solid Waste & Grit Disposals | 7,142,666 | 675,570 | 690,445 | (14,875) | 102% | 5,321,041 | 5,331,719 | (10,678) | 100% |
| | Contract Services | 2,921,184 | 402,519 | 200,345 | 202,174 | 50% | 2,255,633 | 1,783,525 | 472,108 | 79% |
| | Supplies | 551,720 | 44,967 | 66,386 | (21,419) | 148% | 413,905 | 491,999 | (78,094) | 119% |
| | Chemicals | 2,598,601 | 250,811 | 206,810 | 44,001 | 82% | 2,082,525 | 1,783,576 | 298,949 | 86% |
| | Other Expense | 1,742,117 | 112,386 | 91,450 | 20,936 | 81% | 1,412,555 | 1,155,645 | 256,910 | 82% |
| | Other Direct Expenses | 16,127,188 | 1,587,329 | 1,343,751 | 243,578 | 85% | 12,400,339 | 11,445,069 | 955,270 | 92% |
| | Non-Payroll Expenses | 19,669,916 | 1,870,416 | 1,599,981 | 270,435 | 86% | 15,045,167 | 14,005,460 | 1,039,707 | 93% |
| | O & M Expenses | 34,973,893 | 3,107,090 | 2,811,211 | 295,879 | 90% | 26,547,848 | 25,217,161 | 1,330,687 | 95% |
| | Capital Projects | 4,127,500 | 343,958 | 343,958 | 0 | 100% | 3,095,622 | 3,095,622 | 0 | 100% |
| | Investment Earnings Construction | (327,500) | (33,037) | (15,609) | (17,428) | 47% | (263,879) | (320,771) | 56,892 | 122% |
| | Investment Earnings - Debt Service | (750,000) | (68,409) | (82,223) | 13,814 | 120% | (617,652) | (881,967) | 264,315 | 143% |
| | Transfer Stat Capital | 93,586 | 8,725 | 8,607 | 118 | 99% | 69,947 | 68,329 | 1,618 | 98% |
| | Debt Service | 9,488,246 | 790,687 | 790,687 | 0 | 100% | 7,116,183 | 7,116,183 | 0 | 100% |
| | Total Expenses | 47,605,725 | 4,149,014 | 3,856,631 | 292,383 | 93% | 35,948,069 | 34,294,558 | 1,653,511 | 95% |
| | Net Surplus | (2,307,100) | (270,289) | (146,599) | (123,690) | 54% | (2,217,741) | (380,774) | (1,836,967) | 17% |

**Western Lake Superior Sanitary District
Total District
Revenue Statement
For Period Ending September 30, 2025**

| Acct | Description | Annual Budget 2025 | Month Budget | Month Actual | Variance | Act/Bud | YTD Budget 2025 | YTD Actual | Variance | Act/Bud |
|--|--------------------------------|--------------------|------------------|------------------|------------------|-------------|-------------------|-------------------|-----------------|-------------|
| 33000 | WWT Charge-Duluth | 10,497,845 | 874,820 | 874,820 | 0 | 100% | 7,873,380 | 7,873,380 | 0 | 100% |
| 33020 | WWT Charge-Cloquet | 1,039,683 | 86,640 | 86,640 | 0 | 100% | 779,760 | 779,760 | 0 | 100% |
| 33040 | WWT Charge-Proctor | 355,130 | 29,594 | 29,594 | 0 | 100% | 266,346 | 266,346 | 0 | 100% |
| 33060 | WWT Charge-Hermantown | 647,817 | 53,985 | 53,985 | 0 | 100% | 485,865 | 485,865 | 0 | 100% |
| 33080 | WWT Charge-Scanlon | 154,253 | 12,854 | 12,854 | 0 | 100% | 115,686 | 115,686 | 0 | 100% |
| 33100 | WWT Charge-Thomson Twn | 183,824 | 15,319 | 15,319 | 0 | 100% | 137,871 | 137,871 | 0 | 100% |
| 33120 | WWT Charge-Carlton | 136,927 | 11,411 | 11,411 | 0 | 100% | 102,699 | 102,699 | 0 | 100% |
| 33140 | WWT Charge-Wrenshall | 28,854 | 2,405 | 2,405 | 0 | 100% | 21,645 | 21,645 | 0 | 100% |
| 33150 | WWT Charge-Twin Lakes | 71,895 | 5,991 | 5,991 | 0 | 100% | 53,919 | 53,919 | 0 | 100% |
| 33160 | WWT Charge-Thomson City | 9,957 | 830 | 830 | 0 | 100% | 7,470 | 7,470 | 0 | 100% |
| 33170 | WWT Charge-Oliver | 18,908 | 1,576 | 1,576 | 0 | 100% | 14,184 | 14,184 | 0 | 100% |
| 33180 | WWT Charge-Jay Cooke | 2,634 | 220 | 220 | 0 | 100% | 1,980 | 1,980 | 0 | 100% |
| 33190 | WWT Charge-Pike Lake | 90,802 | 7,567 | 7,567 | 0 | 100% | 68,103 | 68,103 | 0 | 100% |
| 33210 | WWT Charge-North Shore | 56,933 | 4,744 | 4,744 | 0 | 100% | 42,696 | 42,696 | 0 | 100% |
| 33213 | WWT Charge-MPCA Landfill | 9,255 | 771 | 771 | 0 | 100% | 6,939 | 6,939 | 0 | 100% |
| 33214 | WWT Charge-Midway | 5,985 | 499 | 499 | 0 | 100% | 4,491 | 4,491 | 0 | 100% |
| 33215 | WWT Charge-Knife River | 22,892 | 1,908 | 1,908 | 0 | 100% | 17,172 | 17,172 | 0 | 100% |
| 33220 | WWT Charge-Rice Lake | 59,832 | 4,986 | 4,986 | 0 | 100% | 44,874 | 44,874 | 0 | 100% |
| Wastewater Municipality Revenue | | 13,393,426 | 1,116,120 | 1,116,120 | 0 | 100% | 10,045,080 | 10,045,080 | 0 | 100% |
| 33450 | WWT Charge-Sofidel America | 1,560,373 | 129,503 | 134,459 | 4,956 | 104% | 1,169,326 | 1,167,861 | (1,465) | 100% |
| 33360 | WWT Charge-Sappi | 14,201,276 | 1,171,693 | 1,056,255 | (115,438) | 90% | 10,630,139 | 10,764,796 | 134,657 | 101% |
| 33380 | WWT Charge-USG | 935,335 | 77,189 | 70,587 | (6,602) | 91% | 700,181 | 552,887 | (147,294) | 79% |
| 33420 | WWT Charge-Spec Minerals | 178,651 | 14,763 | 13,445 | (1,318) | 91% | 133,766 | 152,506 | 18,740 | 114% |
| 33440 | WWT Charge-ST Paper 1 | 0 | 0 | 0 | 0 | 0% | 0 | 0 | 0 | 0% |
| Wastewater Industry Revenue | | 16,875,635 | 1,393,148 | 1,274,746 | (118,402) | 92% | 12,633,412 | 12,638,049 | 4,637 | 100% |
| 33510 | WWT Charge-Permits | 750 | 20 | 0 | (20) | 0% | 748 | 250 | (498) | 33% |
| 33520 | WWT Charge-Hauled Waste | 458,000 | 44,916 | 71,189 | 26,273 | 158% | 301,569 | 427,199 | 125,630 | 142% |
| 33530 | Capacity Availability Fee | 500,000 | 26,664 | 16,243 | (10,421) | 61% | 361,631 | 239,136 | (122,495) | 66% |
| 33540 | Biosolids Revenue | 30,000 | 3,181 | 1,266 | (1,915) | 40% | 21,373 | 15,688 | (5,685) | 73% |
| Wastewater Misc Revenue | | 988,750 | 74,781 | 88,698 | 13,917 | 119% | 685,321 | 682,272 | (3,049) | 100% |
| 33600 | Tippling Fee-District | 4,463,261 | 416,130 | 434,175 | 18,045 | 104% | 3,335,939 | 3,466,512 | 130,573 | 104% |
| 33605 | SW Unacceptable Revenue | 0 | 0 | 3,170 | 3,170 | 0% | 0 | 19,330 | 19,330 | 0% |
| 33610 | Tippling Fee-Self Haul | 675 | 63 | 0 | (63) | 0% | 505 | 62 | (443) | 12% |
| 33615 | SW Unacceptable Ticket Fine Re | 0 | 0 | 10,600 | 10,600 | 0% | 0 | 57,800 | 57,800 | 0% |
| 33660 | Tippling Fee-Carlton | 863,089 | 77,033 | 75,953 | (1,080) | 99% | 644,380 | 650,358 | 5,978 | 101% |
| 33665 | Tippling Fee-Superior | 370,221 | 24,769 | 47,323 | 22,554 | 191% | 269,818 | 355,587 | 85,769 | 132% |
| 33675 | Tippling Fee-Cook Cty | 452,102 | 50,859 | 21,086 | (29,773) | 41% | 356,623 | 177,024 | (179,599) | 50% |
| 33680 | Tippling Fee-Lake Cty | 483,096 | 43,226 | 33,392 | (9,834) | 77% | 361,398 | 260,222 | (101,176) | 72% |
| 33685 | SW Permits/Licenses | 1,000 | 83 | 50 | (33) | 60% | 747 | 700 | (47) | 94% |
| 33720 | Admin Fee-District | 82,657 | 7,706 | 7,557 | (149) | 98% | 61,779 | 61,248 | (531) | 99% |
| 33721 | Admin Fee-Carlton Cty | 27,902 | 2,490 | 2,261 | (229) | 91% | 20,832 | 19,633 | (1,199) | 94% |
| 33722 | Admin Fee-Superior | 12,339 | 826 | 1,535 | 709 | 186% | 8,995 | 11,439 | 2,444 | 127% |
| 33723 | Admin Fee-Cook Cty | 15,068 | 1,695 | 1,100 | (595) | 65% | 11,886 | 9,044 | (2,842) | 76% |
| 33724 | Admin Fee-Lake Cty | 16,102 | 1,441 | 1,433 | (8) | 99% | 12,046 | 11,222 | (824) | 93% |
| 33725 | Capital Fee-District | 16,458 | 1,534 | 1,558 | 24 | 102% | 12,300 | 11,875 | (425) | 97% |
| 33726 | Capital Fee-Carlton Cty | 19,117 | 1,692 | 1,626 | (66) | 96% | 13,929 | 14,182 | 253 | 102% |
| 33727 | Capital Fee-Superior | 16,453 | 1,101 | 2,046 | 945 | 186% | 11,991 | 15,252 | 3,261 | 127% |
| 33728 | Capital Fee-Cook Cty | 20,091 | 2,260 | 1,467 | (793) | 65% | 15,848 | 12,058 | (3,790) | 76% |
| 33729 | Capital Fee-Lake Cty | 21,469 | 1,921 | 1,910 | (11) | 99% | 16,062 | 14,962 | (1,100) | 93% |
| 33730 | SW Ordinance Late Charge | 1,000 | 83 | 231 | 148 | 278% | 747 | 895 | 148 | 120% |
| Solid Waste Tippling Fees | | 6,882,100 | 634,912 | 648,472 | 13,560 | 102% | 5,155,825 | 5,169,405 | 13,580 | 100% |
| 33630 | MRC-Demo, Mixed Waste | 762,900 | 81,343 | 71,960 | (9,383) | 88% | 573,109 | 553,808 | (19,301) | 97% |
| Solid Waste MRC Demo | | 762,900 | 81,343 | 71,960 | (9,383) | 88% | 573,109 | 553,808 | (19,301) | 97% |
| 33690 | Serv Fee-District | 3,084,000 | 263,203 | 155,682 | (107,521) | 59% | 2,301,302 | 2,335,447 | 34,145 | 101% |
| 33695 | Serv Fee-Carlton Out | 10,000 | 0 | 0 | 0 | 0% | 10,000 | 8,714 | (1,286) | 87% |
| 33698 | Serv Fee-Other | 80,000 | 20,000 | 20,000 | 0 | 100% | 60,000 | 79,593 | 19,593 | 133% |
| Solid Waste Service Fees | | 3,174,000 | 283,203 | 175,682 | (107,521) | 62% | 2,371,302 | 2,423,754 | 52,452 | 102% |
| 33801 | Property Tax-St Louis Cty | 1,099,579 | 91,632 | 91,632 | 0 | 100% | 824,688 | 827,928 | 3,240 | 100% |
| 33802 | Property Tax-Carlton Cty | 228,085 | 19,007 | 19,007 | 0 | 100% | 171,063 | 171,446 | 383 | 100% |
| Property Taxes | | 1,327,664 | 110,639 | 110,639 | 0 | 100% | 995,751 | 999,374 | 3,623 | 100% |
| 33700 | Investment Earnings | 459,000 | 45,905 | 45,820 | (85) | 100% | 365,219 | 439,574 | 74,355 | 120% |
| 33701 | Investment Earn-Const | 327,500 | 33,037 | 15,609 | (17,428) | 47% | 263,879 | 320,771 | 56,892 | 122% |
| 33702 | Investment Earn-Ds | 750,000 | 68,409 | 82,223 | 13,814 | 120% | 617,652 | 881,967 | 264,315 | 143% |
| Investment Earnings | | 1,536,500 | 147,351 | 143,652 | (3,699) | 97% | 1,246,750 | 1,642,311 | 395,561 | 132% |
| 33800 | District-Wide | 378,000 | 0 | 0 | 0 | 0% | 189,000 | 189,001 | 1 | 100% |
| 33831 | P-Card Rebate | 0 | 0 | 14,259 | 14,259 | 0% | 0 | 47,928 | 47,928 | 0% |
| 33850 | Capital Contributions | 750 | 0 | 0 | 0 | 0% | 606 | 0 | (606) | 0% |
| 33860 | Gain On Sale Of Asset | 0 | 0 | 0 | 0 | 0% | 0 | 15,950 | 15,950 | 0% |
| 33910 | Grants-Miscellaneous | 0 | 0 | 28,485 | 28,485 | 0% | 0 | 28,485 | 28,485 | 0% |
| 33950 | Miscellaneous | 1,500 | 0 | 0 | 0 | 0% | 0 | 3,344 | 3,344 | 0% |
| Other Income | | 380,250 | 0 | 42,744 | 42,744 | 0% | 189,606 | 284,707 | 95,101 | 150% |
| 33641 | HHW Rev-Batteries | 6,000 | 7 | 333 | 326 | 4757% | 2,921 | 2,096 | (826) | 72% |

**Western Lake Superior Sanitary District
Total District
Revenue Statement
For Period Ending September 30, 2025**

| Acct | Description | Annual Budget 2025 | Month Budget | Month Actual | Variance | Act/Bud | YTD Budget 2025 | YTD Actual | Variance | Act/Bud |
|-------|---------------------------|-----------------------|------------------|------------------|------------------|--------------|--------------------|-------------------|----------------|-------------|
| 33642 | HHW Fees-Vsqq | 24,000 | 2,755 | 1,546 | (1,209) | 56% | 19,421 | 15,191 | (4,230) | 78% |
| 33643 | HHW Fees-Paint Care | 198,000 | 49,500 | 71,827 | 22,327 | 145% | 148,500 | 159,203 | 10,703 | 107% |
| 33648 | HHW Rev-Dept Of Ag | 15,000 | 0 | 0 | 0 | 0% | 7,564 | 3,669 | (3,895) | 49% |
| 33650 | HHW Contract-Regional | 100,000 | 35,380 | 37,274 | 1,894 | 105% | 62,400 | 112,287 | 49,887 | 180% |
| 33655 | HHW Service Fees | 83,000 | 40,762 | 11,961 | (28,801) | 29% | 55,471 | 25,996 | (29,475) | 47% |
| 33900 | HHW-State Grant | 66,000 | 0 | 0 | 0 | 0% | 66,000 | 64,393 | (1,607) | 98% |
| | HHW Revenue | 492,000 | 128,404 | 122,940 | (5,464) | 96% | 362,277 | 382,834 | 20,557 | 106% |
| 33640 | Recycling Revenue | 1,100 | 155 | 8,175 | 8,020 | 5274% | 813 | 45,813 | 45,000 | 5635% |
| 33890 | State Grant-Score | 400,000 | 0 | 0 | 0 | 0% | 200,000 | 149,293 | (50,707) | 75% |
| | Recycling Revenue | 401,100 | 155 | 8,175 | 8,020 | 5274% | 200,813 | 195,106 | (5,707) | 97% |
| 33637 | Yard Waste Revenue | 162,550 | 10,115 | 7,833 | (2,282) | 77% | 153,219 | 152,881 | (338) | 100% |
| | Yard Waste Revenue | 162,550 | 10,115 | 7,833 | (2,282) | 77% | 153,219 | 152,881 | (338) | 100% |
| 33944 | Finance Charge Revenue | 0 | 0 | 10,464 | 10,464 | 0% | 0 | 10,818 | 10,818 | 0% |
| | Miscellaneous | 0 | 0 | 10,464 | 10,464 | 0% | 0 | 10,818 | 10,818 | 0% |
| | Total Revenue | 46,376,875 | 3,980,171 | 3,822,124 | (158,047) | 96% | 34,612,465 | 35,180,399 | 567,934 | 102% |

**Western Lake Superior Sanitary District
Total District
Expense Statement
For Period Ending September 30, 2025**

| Acct | Description | Annual Budget 2025 | Month Budget | Month Actual | Variance | Act/Bud | YTD Budget 2025 | YTD Actual | Variance | Act/Bud |
|-------|--------------------------------|--------------------|------------------|------------------|---------------|------------|-------------------|-------------------|----------------|------------|
| 44010 | Direct Wages | 8,323,934 | 683,835 | 676,996 | 6,839 | 99% | 6,272,415 | 6,048,981 | 223,434 | 96% |
| 44020 | Sunday Premium | 67,485 | 5,623 | 5,438 | 185 | 97% | 50,616 | 52,257 | (1,641) | 103% |
| 44040 | Shift | 25,428 | 2,090 | 2,549 | (459) | 122% | 19,018 | 22,460 | (3,442) | 118% |
| 44050 | Vacation | 760,386 | 62,497 | 56,919 | 5,578 | 91% | 568,727 | 670,095 | (101,368) | 118% |
| 44060 | Holiday | 486,688 | 40,558 | 42,836 | (2,278) | 106% | 283,900 | 303,466 | (19,566) | 107% |
| 44070 | Personal Leave | 151,529 | 12,454 | 9,355 | 3,099 | 75% | 113,333 | 80,153 | 33,180 | 71% |
| 44080 | Sick | 317,369 | 26,086 | 32,593 | (6,507) | 125% | 237,373 | 249,242 | (11,869) | 105% |
| | Salaries & Wages | 10,132,819 | 833,143 | 826,686 | 6,457 | 99% | 7,545,382 | 7,426,652 | 118,730 | 98% |
| 44090 | Overtime | 499,800 | 42,015 | 43,240 | (1,225) | 103% | 378,160 | 421,872 | (43,712) | 112% |
| | Total Salary | 10,632,619 | 875,158 | 869,926 | 5,232 | 99% | 7,923,542 | 7,848,524 | 75,018 | 99% |
| 44200 | Employers FICA | 693,640 | 57,011 | 51,149 | 5,862 | 90% | 518,803 | 461,392 | 57,411 | 89% |
| 44210 | Employers FICA/Medic | 154,647 | 12,710 | 11,962 | 748 | 94% | 115,667 | 107,906 | 7,761 | 93% |
| 44220 | Employers PERA | 797,064 | 65,512 | 64,965 | 547 | 99% | 596,162 | 580,763 | 15,399 | 97% |
| 44240 | Group Hospital/Med | 2,649,828 | 197,237 | 187,821 | 9,416 | 95% | 2,058,117 | 1,968,440 | 89,677 | 96% |
| 44260 | Group Dental | 123,500 | 10,293 | 9,880 | 413 | 96% | 92,621 | 89,673 | 2,948 | 97% |
| 44280 | Group Life | 19,506 | 1,625 | 1,554 | 72 | 96% | 14,631 | 13,872 | 759 | 95% |
| 44300 | Long-Term Disability | 26,506 | 2,210 | 2,121 | 89 | 96% | 19,876 | 18,749 | 1,127 | 94% |
| 44340 | Workers Compensation | 165,000 | 13,750 | 10,597 | 3,153 | 77% | 123,750 | 84,386 | 39,364 | 68% |
| 44350 | Unemployment Comp | 9,000 | 0 | 0 | 0 | 0% | 9,000 | 8,840 | 160 | 98% |
| 44390 | Other Benefits | 32,667 | 1,168 | 1,256 | (88) | 108% | 30,512 | 29,155 | 1,357 | 96% |
| | Total Benefits | 4,671,358 | 361,516 | 341,304 | 20,212 | 94% | 3,579,139 | 3,363,177 | 215,962 | 94% |
| | Total Payroll | 15,303,977 | 1,236,674 | 1,211,230 | 25,444 | 98% | 11,502,681 | 11,211,701 | 290,980 | 97% |
| 44800 | Fuel-Fuel Oil | 3,420 | 285 | 0 | 285 | 0% | 2,565 | 0 | 2,565 | 0% |
| 44820 | Fuel-Natural Gas | 330,478 | 13,535 | 12,854 | 681 | 95% | 238,022 | 267,333 | (29,311) | 112% |
| 44830 | Fuel-Propane | 3,500 | 200 | 0 | 200 | 0% | 2,300 | 1,130 | 1,170 | 49% |
| 55000 | Electricity | 2,541,180 | 212,136 | 174,887 | 37,249 | 82% | 1,899,445 | 1,757,947 | 141,498 | 93% |
| 55200 | Telephone | 49,330 | 4,116 | 3,939 | 177 | 96% | 36,984 | 35,503 | 1,481 | 96% |
| 55210 | Telemeter | 170,917 | 14,172 | 29,272 | (15,100) | 207% | 128,272 | 163,259 | (34,987) | 127% |
| 55220 | Gasoline | 28,275 | 2,356 | 2,290 | 66 | 97% | 21,207 | 21,220 | (13) | 100% |
| 55230 | Diesel | 133,181 | 11,642 | 9,366 | 2,276 | 80% | 99,319 | 83,593 | 15,726 | 84% |
| 55240 | Water | 235,363 | 20,519 | 19,298 | 1,221 | 94% | 182,010 | 204,311 | (22,301) | 112% |
| 55241 | Storm Water Fee | 47,084 | 4,126 | 4,323 | (197) | 105% | 34,704 | 26,095 | 8,609 | 75% |
| 55520 | Repairs-Maintenance | 686,000 | 49,834 | 42,368 | 7,466 | 85% | 528,502 | 545,789 | (17,287) | 103% |
| 55525 | Inventory Adjustments | 0 | 0 | 2,459 | (2,459) | 0% | 0 | 4,485 | (4,485) | 0% |
| 55530 | Inventory Cost Variance | 0 | 0 | 22 | (22) | 0% | 0 | 439 | (439) | 0% |
| 55570 | Repairs-Interceptors | 50,000 | 4,167 | 17,116 | (12,949) | 411% | 37,503 | 44,867 | (7,364) | 120% |
| 55580 | Clean-Interceptors | 170,000 | 25,000 | 0 | 25,000 | 0% | 150,000 | 70,699 | 79,301 | 47% |
| 55701 | Solid Waste Disposal | 4,646,963 | 433,257 | 410,657 | 22,600 | 95% | 3,473,240 | 3,314,768 | 158,472 | 95% |
| 44520 | Contract Cleaning | 86,094 | 7,177 | 7,183 | (6) | 100% | 64,561 | 63,032 | 1,529 | 98% |
| 55702 | Solid Waste Disposal-MRC | 252,887 | 30,000 | 27,060 | 2,940 | 90% | 184,887 | 199,087 | (14,200) | 108% |
| 55703 | Tr Sta Operation And Transport | 1,990,881 | 185,619 | 200,672 | (15,053) | 108% | 1,488,027 | 1,589,515 | (101,488) | 107% |
| 55704 | Solid Waste Hauling-MRC | 225,000 | 25,000 | 50,874 | (25,874) | 203% | 160,000 | 216,069 | (56,069) | 135% |
| 55705 | Annual Unacceptable Incentive | 8,000 | 0 | 0 | 0 | 0% | 0 | 0 | 0 | 0% |
| 55706 | Solid Waste Disposal-Community | 2,000 | 0 | 0 | 0 | 0% | 1,000 | 750 | 250 | 75% |
| 55710 | Grit Disposals | 16,935 | 1,694 | 1,183 | 511 | 70% | 13,887 | 11,530 | 2,357 | 83% |
| 55790 | Cont Serv-Disp Household Recyc | 45,000 | 4,000 | 4,205 | (205) | 105% | 34,500 | 33,385 | 1,115 | 97% |
| 55791 | Cont Serv-Disp Medical Sharps | 4,000 | 400 | 302 | 98 | 76% | 2,900 | 2,202 | 698 | 76% |
| 55792 | Cont Serv-Disp Pharmaceuticals | 800 | 0 | 0 | 0 | 0% | 400 | 0 | 400 | 0% |
| 55793 | Cont Serv-Disp Oil & Filters | 0 | 0 | (308) | 308 | 0% | 0 | (833) | 833 | 0% |
| 55794 | Cont Serv-Disp Organics Overs | 1,600 | 0 | 300 | (300) | 0% | 1,600 | 1,600 | 0 | 100% |
| 55795 | Cont Serv-Disp Organics Reject | 400 | 0 | 0 | 0 | 0% | 400 | 0 | 400 | 0% |
| 55800 | Cont Serv-Electrical | 6,000 | 0 | 0 | 0 | 0% | 6,000 | 24,990 | (18,990) | 417% |
| 55805 | Cont Serv-Biofilter | 10,000 | 0 | 0 | 0 | 0% | 10,000 | 0 | 10,000 | 0% |
| 55806 | Cont Serv-Bagging | 23,000 | 0 | 0 | 0 | 0% | 23,000 | 19,732 | 3,268 | 86% |
| 55807 | Cont Serv-Wood Grinding | 31,000 | 0 | 0 | 0 | 0% | 20,000 | 13,000 | 7,000 | 65% |
| 55808 | Cont Serv-Snow Plowing | 16,500 | 0 | 0 | 0 | 0% | 13,500 | 4,156 | 9,344 | 31% |
| 55812 | Cont Serv-Disp Mattresses | 115,000 | 12,000 | 14,175 | (2,175) | 118% | 87,000 | 88,065 | (1,065) | 101% |
| 55813 | Cont Serv-Disp Electron | 47,000 | 4,500 | 2,033 | 2,467 | 45% | 33,000 | 35,073 | (2,073) | 106% |
| 55814 | Cont Serv-Disp Fluoresce | 22,000 | 2,000 | 2,890 | (890) | 144% | 17,500 | 10,274 | 7,226 | 59% |
| 55815 | Cont Serv-Disp Tire | 53,000 | 4,000 | 7,106 | (3,106) | 178% | 40,000 | 41,612 | (1,612) | 104% |
| 55816 | Cont Serv-Disp Local | 100,000 | 20,000 | 4,119 | 15,881 | 21% | 65,000 | 48,766 | 16,234 | 75% |
| 55817 | Cont Serv-Disp County | 90,000 | 9,000 | 12,673 | (3,673) | 141% | 70,000 | 83,034 | (13,034) | 119% |
| 55818 | Cont Serv-Recy Sheds | 92,000 | 7,558 | 8,530 | (972) | 113% | 69,324 | 64,011 | 5,313 | 92% |
| 55819 | Cont Serv-Disp Paint Care | 115,000 | 14,000 | 13,692 | 308 | 98% | 73,000 | 79,009 | (6,009) | 108% |
| 55820 | Cont Serv-O/M Plant | 130,000 | 12,000 | 17,271 | (5,271) | 144% | 97,000 | 104,488 | (7,488) | 108% |
| 55835 | Cont Serv-Generators | 355,000 | 42,083 | 8,055 | 34,028 | 19% | 273,747 | 207,084 | 66,663 | 76% |
| 55840 | Cont Serv-O/M Mobile | 170,000 | 15,000 | 12,611 | 2,389 | 84% | 136,000 | 98,070 | 37,930 | 72% |
| 55852 | Cont Serv-Field Work | 15,000 | 0 | 230 | (230) | 0% | 15,000 | 4,961 | 10,039 | 33% |
| 55860 | Cont Serv-Other | 553,350 | 190,550 | 16,945 | 173,605 | 9% | 480,900 | 197,451 | 283,449 | 41% |
| 55861 | Cont Serv-Organics | 21,500 | 1,000 | 2,900 | (1,900) | 290% | 17,000 | 14,614 | 2,386 | 86% |
| 55862 | Cont Serv-HHW | 500 | 0 | 0 | 0 | 0% | 500 | 22 | 478 | 4% |
| 55863 | Cont Serv-Recycling | 39,900 | 3,000 | 379 | 2,621 | 13% | 31,900 | 4,111 | 27,789 | 13% |
| 55868 | Cont Serv-Hardware Maint | 27,656 | 2,305 | 4,985 | (2,680) | 216% | 20,741 | 28,490 | (7,749) | 137% |
| 55870 | Cont Serv-Dp Maint | 687,984 | 49,738 | 59,210 | (9,472) | 119% | 539,288 | 505,844 | 33,444 | 94% |
| 55871 | Cont Serv-Mobile Devices | 14,500 | 1,208 | 860 | 348 | 71% | 10,872 | 7,283 | 3,589 | 67% |
| 55875 | Cont Serv-Serv Fee | 46,400 | 0 | 0 | 0 | 0% | 0 | 0 | 0 | 0% |
| 55895 | Mnsharp Repair Expense | 1,000 | 1,000 | 0 | 1,000 | 0% | 1,000 | 0 | 1,000 | 0% |
| 66000 | Supplies-Building | 34,454 | 2,617 | 1,194 | 1,423 | 46% | 26,083 | 14,855 | 11,228 | 57% |
| 66010 | Supplies-Equipment | 224,246 | 17,369 | 44,879 | (27,510) | 258% | 165,424 | 191,778 | (26,354) | 116% |
| 66040 | Supplies-Lab | 60,000 | 5,000 | 2,868 | 2,132 | 57% | 45,000 | 38,059 | 6,941 | 85% |
| 66050 | Supplies-Lube | 8,000 | 250 | 0 | 250 | 0% | 6,750 | 8,254 | (1,504) | 122% |

**Western Lake Superior Sanitary District
Total District
Expense Statement
For Period Ending September 30, 2025**

| Acct | Description | Annual Budget 2025 | Month Budget | Month Actual | Variance | Act/Bud | YTD Budget 2025 | YTD Actual | Variance | Act/Bud |
|-------------------------------------|--------------------------------|-----------------------|------------------|------------------|----------------|-------------|--------------------|-------------------|------------------|-------------|
| 66060 | Supplies-Maintenance | 69,000 | 5,750 | 7,572 | (1,822) | 132% | 51,750 | 89,105 | (37,355) | 172% |
| 66070 | Supplies-Office | 5,520 | 458 | 10 | 448 | 2% | 4,146 | 3,220 | 926 | 78% |
| 66090 | Supplies-Other | 46,900 | 2,903 | 4,268 | (1,365) | 147% | 38,743 | 47,380 | (8,637) | 122% |
| 66091 | Supplies-Other-Organics | 10,050 | 2,000 | 1,059 | 941 | 53% | 6,500 | 8,652 | (2,152) | 133% |
| 66092 | Supplies-Other-HHW | 2,300 | 0 | 430 | (430) | 0% | 2,300 | 1,134 | 1,166 | 49% |
| 66093 | Supplies-Other-Recycling | 11,850 | 2,000 | 265 | 1,735 | 13% | 10,500 | 16,946 | (6,446) | 161% |
| 66110 | Supplies-Safety | 19,650 | 1,900 | 592 | 1,308 | 31% | 14,834 | 12,207 | 2,627 | 82% |
| 66120 | Supplies-Site | 3,000 | 250 | 0 | 250 | 0% | 2,250 | 767 | 1,483 | 34% |
| 66125 | Supplies-Software | 4,450 | 870 | 0 | 870 | 0% | 4,225 | 5,535 | (1,310) | 131% |
| 66130 | Supplies-Tools | 27,300 | 1,600 | 937 | 663 | 59% | 17,400 | 24,889 | (7,489) | 143% |
| 55510 | Invoice Tolerance | 0 | 0 | 0 | 0 | 0% | 0 | (0) | 0 | 0% |
| 66150 | Supplies-Shipping | 25,000 | 2,000 | 2,311 | (311) | 116% | 18,000 | 29,218 | (11,218) | 162% |
| 66300 | Chemicals-General | 32,820 | 1,020 | 4,685 | (3,665) | 459% | 23,740 | 30,613 | (6,873) | 129% |
| 55512 | Invoice Match Write-Off | 0 | 0 | 0 | 0 | 0% | 0 | 0 | 0 | 0% |
| 66315 | Chemicals-Liquid Oxygen | 38,010 | 3,168 | 2,572 | 596 | 81% | 28,512 | 27,542 | 970 | 97% |
| 66320 | Chemicals-Sodium Hypochlorite | 942,890 | 116,550 | 98,464 | 18,086 | 84% | 842,658 | 536,430 | 306,228 | 64% |
| 66330 | Chemicals-Polymer-Thickening | 248,262 | 20,689 | 13,448 | 7,242 | 65% | 186,201 | 98,693 | 87,508 | 53% |
| 66335 | Chemicals-Polymer-Dewatering | 984,719 | 80,936 | 64,353 | 16,583 | 80% | 736,518 | 806,877 | (70,359) | 110% |
| 66360 | Chemicals-Boiler | 2,000 | 0 | 0 | 0 | 0% | 2,000 | 5,386 | (3,386) | 269% |
| 66370 | Chemicals-Defoamant | 41,480 | 3,457 | 0 | 3,457 | 0% | 31,112 | 23,241 | 7,871 | 75% |
| 66410 | Chemicals-Sodium Bisulfite | 4,366 | 0 | 0 | 0 | 0% | 4,366 | 1,455 | 2,911 | 33% |
| 66420 | Chemicals-Ferric Chloride | 304,054 | 24,991 | 23,288 | 1,703 | 93% | 227,418 | 253,338 | (25,920) | 111% |
| 66560 | Insurance-Property | 264,900 | 22,075 | 26,350 | (4,275) | 119% | 198,675 | 232,326 | (33,651) | 117% |
| 66700 | Legal | 150,000 | 12,500 | 10,816 | 1,684 | 87% | 112,500 | 110,101 | 2,399 | 98% |
| 66750 | Audit | 50,000 | 0 | 0 | 0 | 0% | 50,000 | 42,261 | 7,740 | 85% |
| 66900 | Safety Program | 98,325 | 8,194 | 1,025 | 7,169 | 13% | 73,743 | 60,751 | 12,992 | 82% |
| 66905 | Training-Materials | 500 | 42 | 0 | 42 | 0% | 374 | 0 | 374 | 0% |
| 66910 | Training Expenses | 118,110 | 12,358 | 4,236 | 8,122 | 34% | 94,645 | 78,980 | 15,665 | 83% |
| 66920 | Training-Travel | 500 | 42 | 0 | 42 | 0% | 374 | 435 | (61) | 116% |
| 66930 | Personnel | 28,112 | 2,343 | 1,058 | 1,285 | 45% | 21,083 | 19,755 | 1,328 | 94% |
| 66940 | License Reimbursement | 2,000 | 325 | 85 | 240 | 26% | 1,625 | 497 | 1,128 | 31% |
| 66950 | Tuition Reimbursement | 15,000 | 1,250 | 0 | 1,250 | 0% | 11,250 | 19,652 | (8,402) | 175% |
| 77000 | Other Spec Serv | 78,000 | 6,500 | 6,500 | 0 | 100% | 58,500 | 53,877 | 4,623 | 92% |
| 77010 | Board Members Comp | 20,000 | 1,667 | 1,712 | (45) | 103% | 14,999 | 15,491 | (492) | 103% |
| 77020 | Public Information | 18,950 | 2,000 | 450 | 1,550 | 23% | 15,455 | 14,916 | 539 | 97% |
| 77021 | Public Information-Organics | 13,000 | 2,000 | 420 | 1,580 | 21% | 12,000 | 4,059 | 7,941 | 34% |
| 77022 | Public Information-HHW | 3,700 | 0 | 0 | 0 | 0% | 2,000 | 1,170 | 830 | 59% |
| 77023 | Public Information-Recycling | 13,300 | 2,000 | 4,046 | (2,046) | 202% | 11,000 | 8,850 | 2,150 | 80% |
| 77200 | Easements | 22,660 | 1,888 | 1,925 | (37) | 102% | 16,992 | 17,411 | (419) | 102% |
| 77210 | Rent-Equipment | 64,700 | 4,855 | 2,269 | 2,586 | 47% | 55,135 | 36,853 | 18,282 | 67% |
| 77220 | Motor Vehicle Licensing | 1,000 | 83 | 0 | 83 | 0% | 751 | 21 | 730 | 3% |
| 77300 | Meeting Expenses | 7,500 | 625 | 465 | 160 | 74% | 5,226 | 5,226 | 399 | 93% |
| 77400 | Travel | 1,250 | 63 | 0 | 63 | 0% | 1,061 | 257 | 804 | 24% |
| 77640 | Lease-Land-Duluth Airport Auth | 12,600 | 1,050 | 1,025 | 25 | 98% | 9,450 | 9,226 | 224 | 98% |
| 77800 | Laundry | 54,986 | 4,543 | 3,882 | 661 | 85% | 40,757 | 41,646 | (889) | 102% |
| 77810 | Engineering Service | 228,624 | 11,636 | 9,981 | 1,655 | 86% | 168,706 | 120,776 | 47,930 | 72% |
| 77820 | Lab Services | 80,000 | 6,000 | 10,907 | (4,907) | 182% | 61,000 | 54,208 | 6,792 | 89% |
| 88000 | Dues | 52,300 | 3,817 | 2,883 | 934 | 76% | 40,899 | 38,236 | 2,663 | 93% |
| 88010 | Publications | 6,600 | 417 | 0 | 417 | 0% | 5,149 | 1,109 | 4,040 | 22% |
| 88020 | Permits | 60,000 | 0 | 1,210 | (1,210) | 0% | 59,500 | 50,906 | 8,594 | 86% |
| 88200 | Postage | 20,000 | 1,667 | 1,505 | 162 | 90% | 14,999 | 19,598 | (4,599) | 131% |
| 88210 | Copying & Printing | 45,600 | 2,217 | 1,730 | 487 | 78% | 37,695 | 26,795 | 10,900 | 71% |
| 88211 | Copying & Printing-Organics | 4,500 | 1,000 | 126 | 874 | 13% | 4,000 | 1,898 | 2,102 | 47% |
| 88212 | Copying & Printing-HHW | 1,150 | 0 | 0 | 0 | 0% | 1,000 | 379 | 621 | 38% |
| 88213 | Copying & Printing-Recycling | 2,000 | 0 | 58 | (58) | 0% | 1,000 | 133 | 867 | 13% |
| 88500 | Bank Service Charges | 350 | 29 | 0 | 29 | 0% | 263 | 140 | 123 | 53% |
| 88600 | Grants To Gov Units | 253,000 | 7,000 | 6,520 | 480 | 93% | 218,000 | 145,792 | 72,208 | 67% |
| 88620 | Program Development | 128,350 | 6,275 | 5,025 | 1,250 | 80% | 122,025 | 131,493 | (9,468) | 108% |
| 88621 | Program Development-Organics | 30,450 | 3,000 | 9,031 | (6,031) | 301% | 24,000 | 16,633 | 7,367 | 69% |
| 88622 | Program Development-HHW | 35,000 | 5,000 | 2,558 | 2,442 | 51% | 30,000 | 3,058 | 26,942 | 10% |
| 88623 | Program Development-Recycling | 20,000 | 0 | 0 | 0 | 0% | 15,000 | 3,055 | 11,945 | 20% |
| Total Non Payroll Expenses | | 19,669,916 | 1,870,416 | 1,599,981 | 270,435 | 86% | 15,045,167 | 14,005,460 | 1,039,707 | 93% |
| 99022 | Interest Exp-WWT-DS | 1,098,085 | 91,507 | 91,507 | 0 | 100% | 823,563 | 823,563 | 0 | 100% |
| 99200 | Deprec-Furniture | 11,255 | 938 | 938 | 0 | 100% | 8,442 | 8,442 | 0 | 100% |
| 99210 | Deprec-Equipment | 114,047 | 9,504 | 9,504 | 0 | 100% | 85,536 | 85,536 | 0 | 100% |
| 99220 | Deprec-Computer | 109,638 | 9,136 | 9,137 | (1) | 100% | 82,224 | 82,233 | (9) | 100% |
| 99230 | Deprec-Building | 89,942 | 7,495 | 7,495 | 0 | 100% | 67,455 | 67,455 | 0 | 100% |
| 99240 | Deprec-Improvements | 7,771,595 | 647,633 | 647,633 | 0 | 100% | 5,828,697 | 5,828,697 | 0 | 100% |
| 99260 | Deprec-Motor Vehicle | 22,759 | 1,897 | 1,897 | 0 | 100% | 17,073 | 17,073 | 0 | 100% |
| 99465 | Loss On Obsolete Inv | 0 | 0 | 1,264 | (1,264) | 0% | 0 | 12,273 | (12,273) | 0% |
| Total Non Operating Expenses | | 9,217,321 | 768,110 | 769,375 | (1,265) | 100% | 6,912,990 | 6,925,272 | (12,282) | 100% |
| Total Expenses | | 44,191,214 | 3,875,200 | 3,580,587 | 294,613 | 92% | 33,460,838 | 32,142,433 | 1,318,405 | 96% |

Western Lake Superior Sanitary District
Balance Sheet
As Of September 30, 2025

| Acct | Description | Beginning Balance | Month Change | YTD Change | Ending Balance |
|-------|--|----------------------|----------------------|----------------------|----------------------|
| 10225 | Cash-Checking-US Bank (2018) | 5,400,708 | (3,495,114) | (4,519,986) | 880,721 |
| 10370 | Cash-Checking-Sect 125 (US Bank) | 42,245 | 6,873 | (17,471) | 24,774 |
| 10380 | Cash-WW Planning Grant Fund | 29,707 | 0 | 0 | 29,707 |
| 10382 | Cash-Recycling Site Improvemen | 24,501 | 0 | 0 | 24,501 |
| 10383 | Cash-SW Unacceptable Ticket Fi | 436,800 | 10,600 | 57,800 | 494,600 |
| 10385 | Cash-Wellness Grant | 5,392 | (318) | 1,275 | 6,667 |
| 10390 | Cash-Dick Holt Memorial Fund | 1,940 | 0 | (100) | 1,840 |
| 10425 | Cash-Western National Bank | 1,230,704 | 652 | 1,934 | 1,232,638 |
| 10480 | Cash-Petty | 2,675 | 0 | 0 | 2,675 |
| | Cash Sub Total | \$7,174,672 | \$(3,477,307) | \$(4,476,548) | \$2,698,124 |
| | Restricted Investments For Memorial Fund | 0 | 0 | 0 | 0 |
| 10627 | Investments-WIF Capital Replac | 7,509,250 | 0 | 0 | 7,509,250 |
| 10622 | Investments-WWT-Bond DS | 0 | 0 | 0 | 0 |
| 10623 | Investments-Rate Stabiliz | 19,410,990 | 904,291 | 7,891,984 | 27,302,973 |
| 10624 | Investments-WWT-Loan DS | 8,135,772 | 0 | (8,451,704) | (315,932) |
| 10600 | Investments-Operations | 10,388,948 | (87,902) | 292,206 | 10,681,154 |
| 10609 | Investments-WWT-2013 Loan Cons | 0 | 0 | 0 | 0 |
| 10611 | Investments-SW-Const | 1,353,866 | 16,007 | 86,803 | 1,440,670 |
| 10614 | Investments-Tr Sta Res Fd | 492,889 | 2,631 | 24,449 | 517,338 |
| 10615 | Investments-WWT-2006/2016/2017 | (1,306,412) | (1,251,160) | (7,399,857) | (8,706,269) |
| 10616 | Investments-WWT-2007/2020/2025 | (783,816) | (1,186,160) | (2,733,223) | (3,517,040) |
| 10618 | Investments-WWT-2011/2012/2018 | (34,568) | (1,336) | 31,196 | (3,371) |
| 10621 | Investments-WWT-Const O&M | 4,430,506 | (260,763) | 1,490,878 | 5,921,384 |
| 10628 | Investments-WW-MN Power Energy | 492,511 | 0 | 57,898 | 550,410 |
| | Investments Sub Total | \$50,089,937 | \$(1,864,393) | \$(8,709,370) | \$41,380,567 |
| | Due from Other Governments | 1,634,882 | 245,846 | 112,741 | 1,747,624 |
| | Accounts Receivable | 2,235,114 | 941,158 | 1,732,314 | 3,967,429 |
| | Interest Receivable | 418,730 | (64,127) | 142,610 | 561,339 |
| | Receivables Sub Total | \$4,288,727 | \$1,122,877 | \$1,987,665 | \$6,276,392 |
| 11000 | Inventory-Material | 2,706,679 | (20,151) | 149,183 | 2,855,861 |
| 11002 | Inventory-Inspection Hold | 0 | 0 | 0 | 0 |
| 11005 | Inventory-Item Cost Variance S | 0 | 0 | (17) | (17) |
| 11007 | Inventory-Inv Not Received | 0 | 0 | 0 | 0 |
| 11010 | Inventory-Fuels | 37,389 | (402) | (1,199) | 36,190 |
| 11020 | Inventory-Chemicals | 390,859 | 10,065 | (21,160) | 369,699 |
| 11040 | Inventory-Vending Machine | 10,565 | 305 | 1,060 | 11,625 |
| | Inventory Sub Total | \$3,145,492 | \$(10,183) | \$127,866 | \$3,273,359 |
| 11150 | Prepaid Insurance | 127,137 | (5,080) | 109,271 | 236,408 |
| 11160 | Prepaid Other | 385,981 | (36,466) | 166,451 | 552,432 |
| | Prepaid Expenses Sub Total | \$513,118 | \$(41,546) | \$275,722 | \$788,840 |
| | Land | 605,265 | 0 | 0 | 605,265 |
| | Easements | 207,149 | 0 | 0 | 207,149 |
| | Buildings | 74,672,544 | 0 | 0 | 74,672,544 |
| | Improvements Other Than Buildings | 254,603,056 | 0 | 0 | 254,603,056 |
| | Machinery And Equipment | 28,602,756 | 0 | 0 | 28,602,756 |
| | Motor Vehicles | 3,597,752 | 0 | 0 | 3,597,752 |
| | Right-To-Use Assets | 2,681,700 | 0 | 0 | 2,681,700 |
| | Accumulated Depreciation | (290,407,903) | (676,604) | (6,089,436) | (296,497,339) |
| | Accumulated Amortization | (490,139) | 0 | 0 | (490,139) |
| | CIP | 59,769,403 | 3,683,660 | 12,662,883 | 72,432,286 |
| | Capital Assets Sub Total | \$133,841,582 | \$3,007,056 | \$6,573,447 | \$140,415,029 |
| 11984 | DO-GERF Chgs In Prop & DIF BTW | 1,606,417 | 0 | 0 | 1,606,417 |
| 11980 | DO-GERF Dif Exp & Act Economic | 21,172 | 0 | 0 | 21,172 |
| | Deferred Outflows Sub Total | \$1,627,589 | \$0 | \$0 | \$1,627,589 |
| | Total Assets | \$200,681,117 | \$(1,263,495) | \$(4,221,218) | \$196,459,899 |

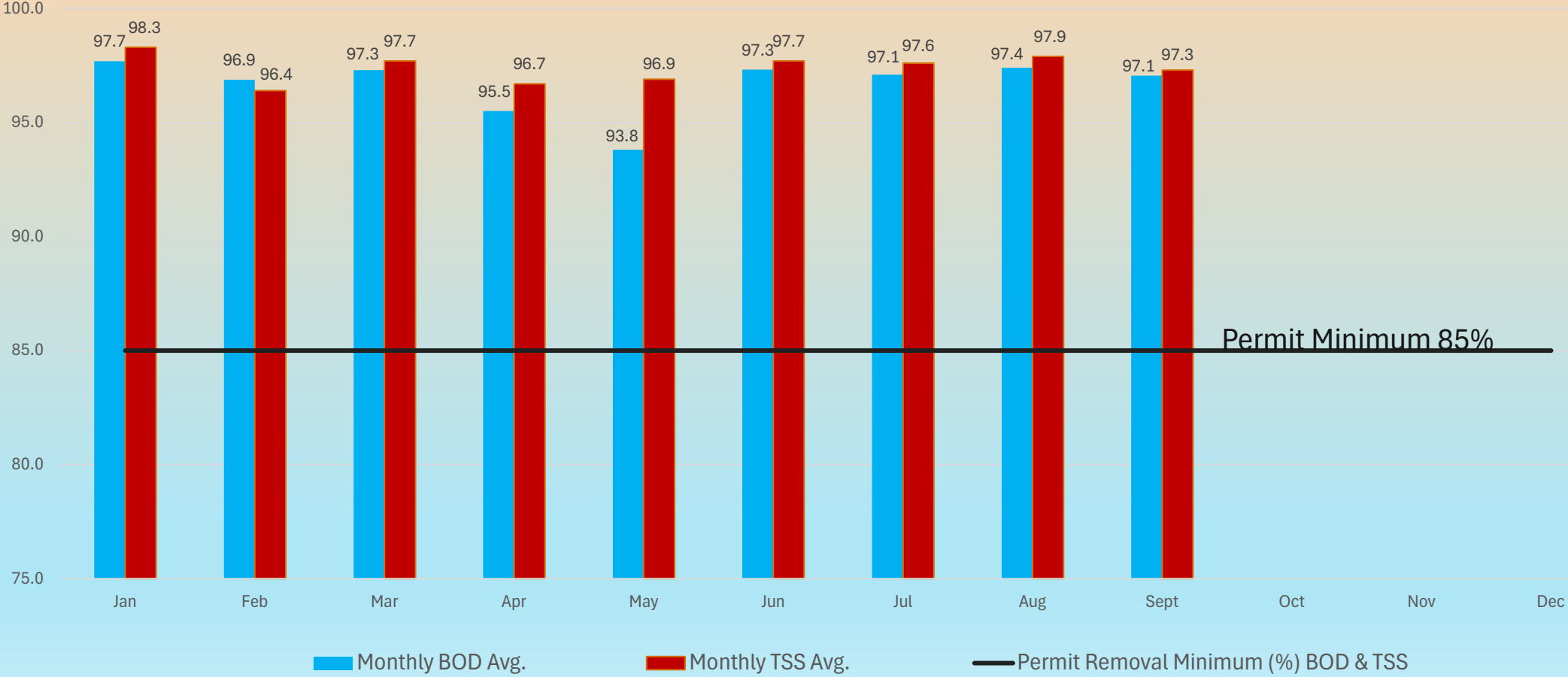
**Western Lake Superior Sanitary District
Balance Sheet
As Of September 30, 2025**

| Acct | Description | Beginning Balance | Month Change | YTD Change | Ending Balance |
|-------|--|------------------------|--------------------|----------------------|------------------------|
| | Accounts Payable | (1,437,794) | 2,259,440 | 116,834 | (1,320,960) |
| | Due to Other Governments | (264,663) | 22,056 | 198,504 | (66,159) |
| | Contracts Payable | 0 | 0 | 0 | 0 |
| | Contracts Payable From Restricted Assets | (1,773,282) | 0 | 1,773,282 | 0 |
| 22030 | Paid Offset Clearing | 0 | 0 | 0 | 0 |
| | Accounts Payable Sub Total | \$(3,475,739) | \$2,281,496 | \$2,088,621 | \$(1,387,119) |
| | Salaries Or Wages Payable | (492,001) | (59,826) | 48,878 | (443,123) |
| | Accrued Payroll Liabilities | (16,694) | (10,619) | 9,821 | (6,873) |
| | Retiree/COBRA Benefits Payable | (3,515) | 4,288 | (3,248) | (6,762) |
| | Accrued Vacation Payable | (697,329) | 0 | 57,083 | (640,245) |
| | Accrued Wages And Benefits Sub Total | \$(1,209,538) | \$(66,157) | \$112,535 | \$(1,097,003) |
| | Lease & SBITA Liability, Current | (366,568) | 0 | 0 | (366,568) |
| | Lease & SBITA Liability, Noncurrent | (1,927,505) | 0 | 0 | (1,927,505) |
| | Notes Payable, Current | (7,146,018) | 0 | 7,458,932 | 312,914 |
| | Notes Payable, Noncurrent | (57,291,882) | (613,269) | (2,369,109) | (59,660,991) |
| | Bonds Payable, Current | 0 | 0 | 0 | 0 |
| | Bonds Payable, Noncurrent | 0 | 0 | 0 | 0 |
| | Accrued Interest, Current | (349,369) | (91,507) | 169,209 | (180,160) |
| | Debt Service Payable Sub Total | \$(67,081,342) | \$(704,776) | \$5,259,032 | \$(61,822,310) |
| | Unamortized Discounts/Premiums | 0 | 0 | 0 | 0 |
| | Unamortized Premiums, Discounts, Losses Sub Total | \$0 | \$0 | \$0 | \$0 |
| | Net Other Post Employment Benefits, Noncurrent | (290,337) | 0 | 0 | (290,337) |
| | Comp Abs | (420,546) | (4,824) | 15,669 | (404,877) |
| | Other Noncurrent Liabilities Sub Total | \$(710,883) | \$(4,824) | \$15,669 | \$(695,214) |
| 22876 | PERA Liability - GERF | (6,000,096) | 0 | 0 | (6,000,096) |
| | NPL GASB 68 Sub Total | \$(6,000,096) | \$0 | \$0 | \$(6,000,096) |
| | DI GASB 68 Related | (2,110,463) | 0 | 0 | (2,110,463) |
| | Deferred Inflows Of Resources GASB 75 | (36,902) | 0 | 0 | (36,902) |
| | Deferred Inflows Sub Total | \$(2,147,365) | \$0 | \$0 | \$(2,147,365) |
| | Net Assets | (120,056,154) | (242,244) | (3,254,638) | (123,310,792) |
| | Equity Sub Total | \$(120,056,154) | \$(242,244) | \$(3,254,638) | \$(123,310,792) |
| | Total Liabilities And Equity | \$(200,681,117) | \$1,263,495 | \$4,221,218 | \$(196,459,899) |

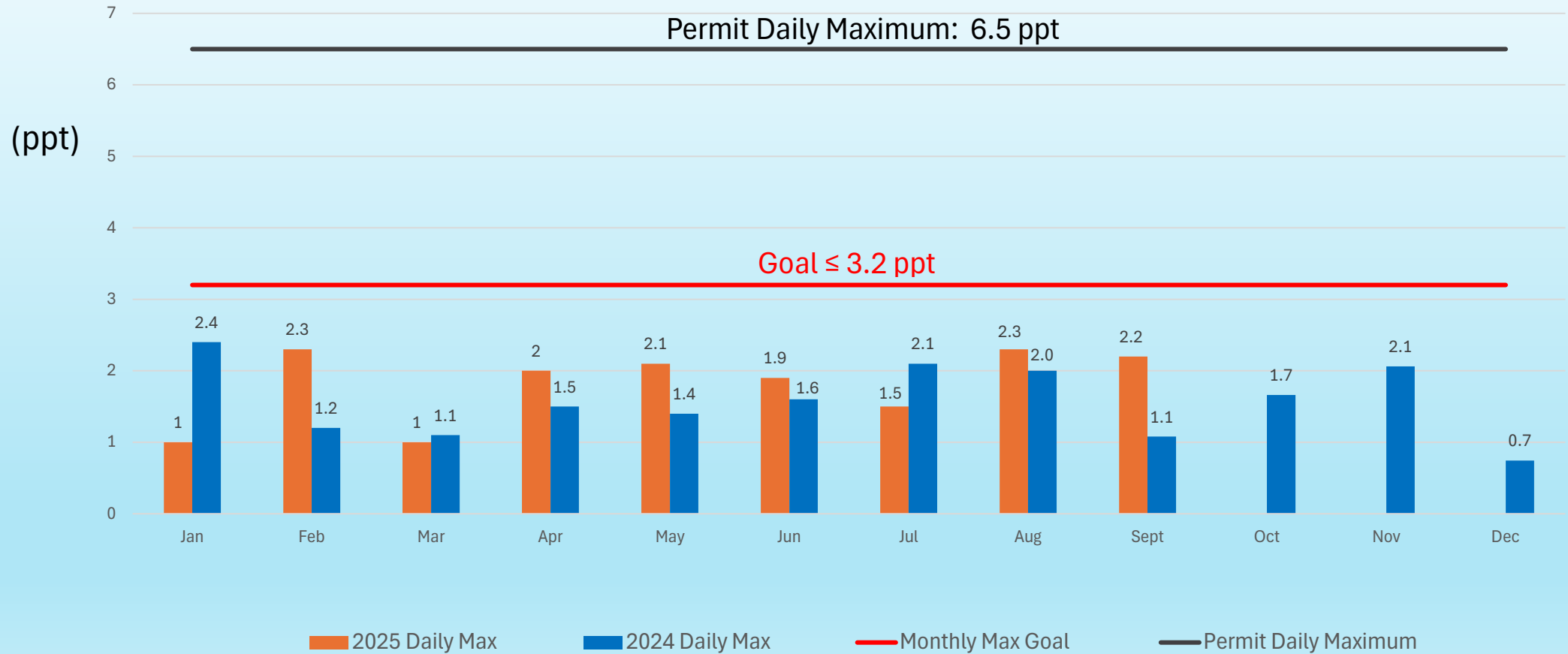


NPDES Report

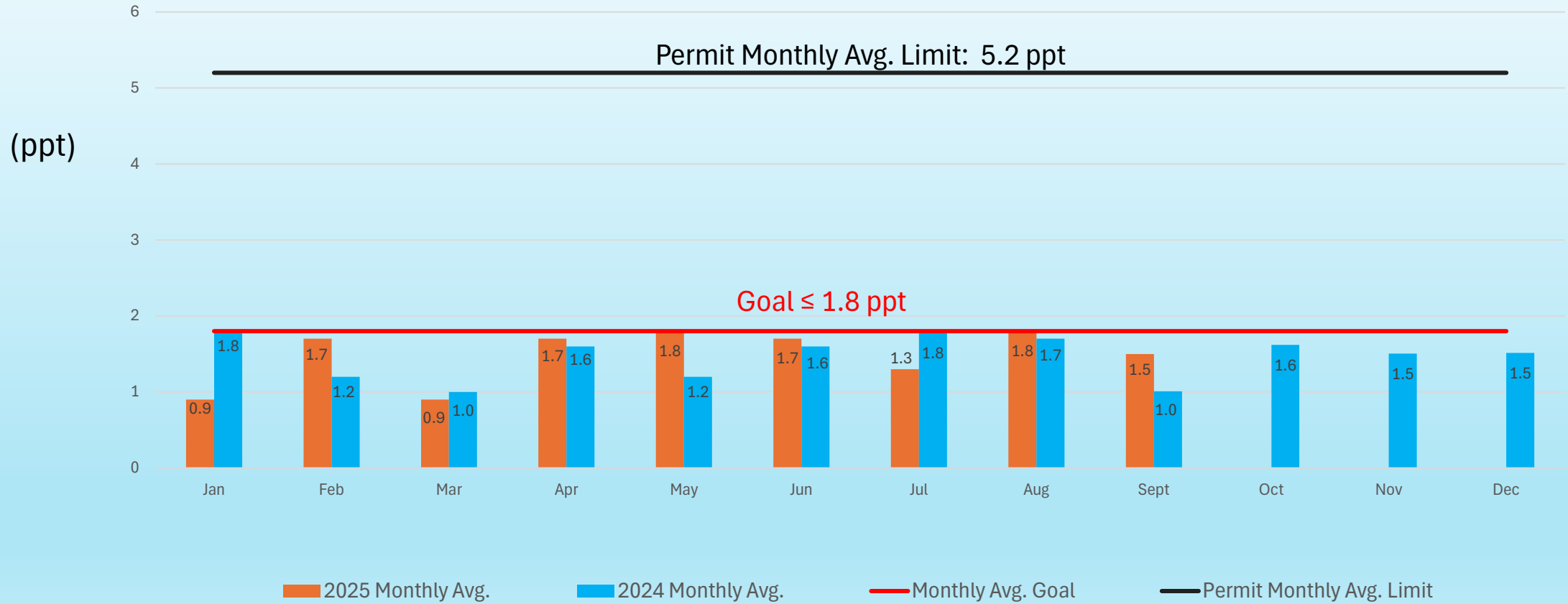
% Removal: **BOD** & **Total Suspended Solids (TSS)**



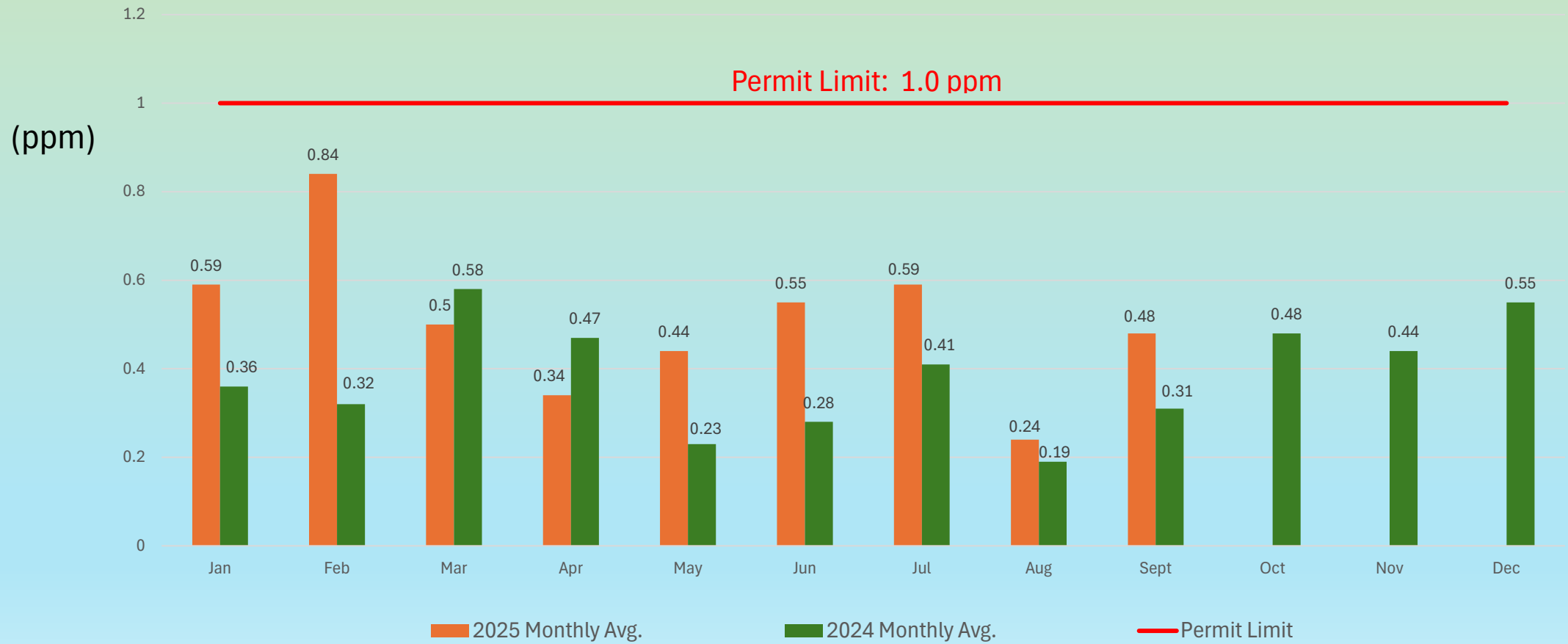
Effluent Concentration: Total Mercury: Daily Max



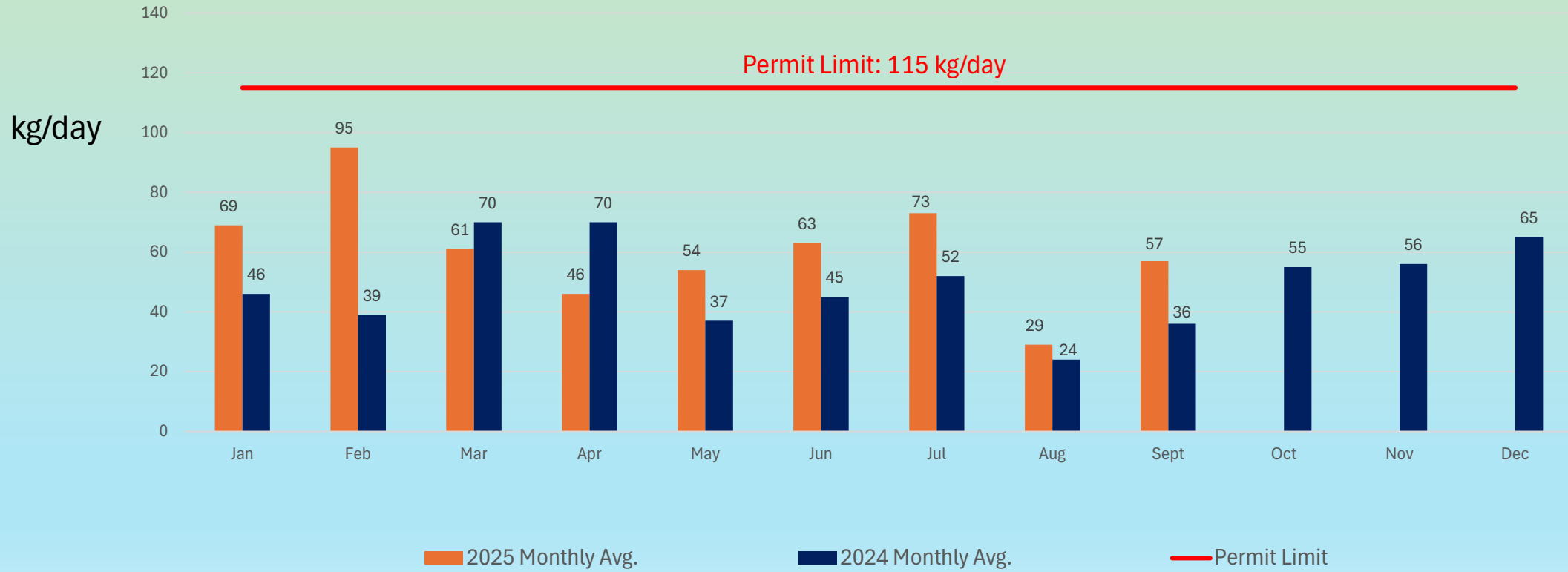
Effluent Concentration: Total Mercury: Monthly Avg.



Phosphorus Concentration: Monthly Avg.

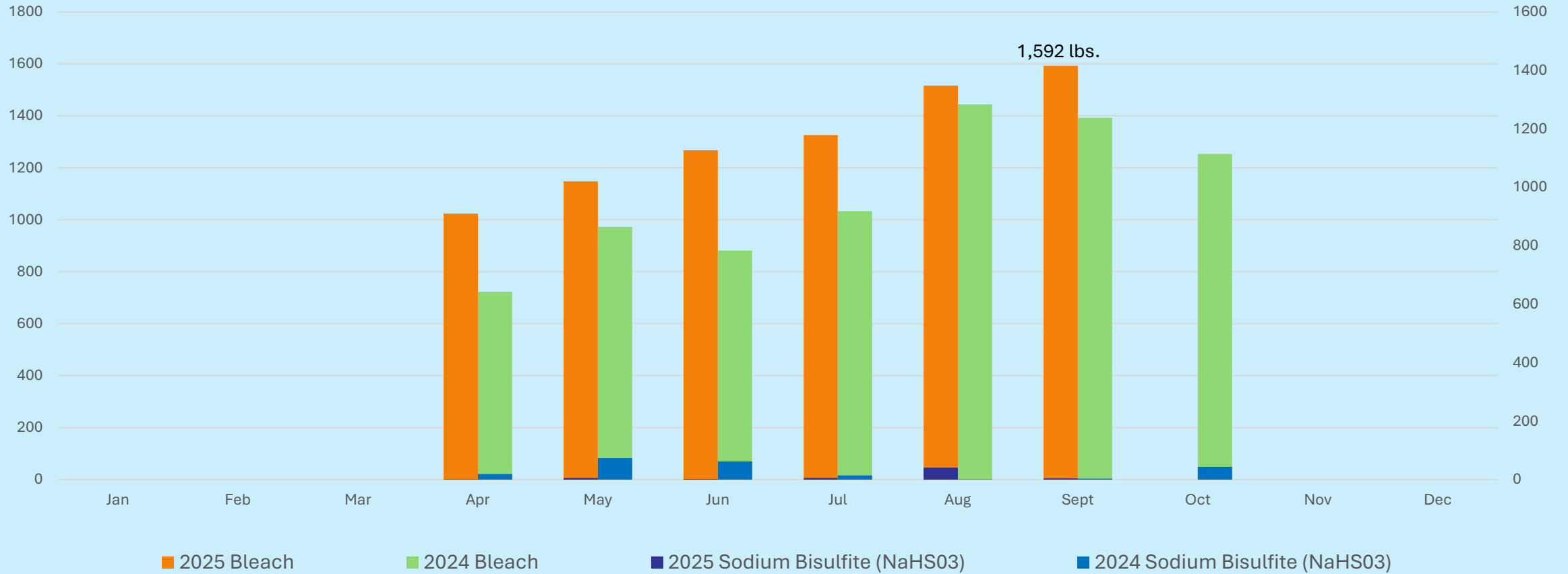


Phosphorus Loading: Monthly Avg. kg/day



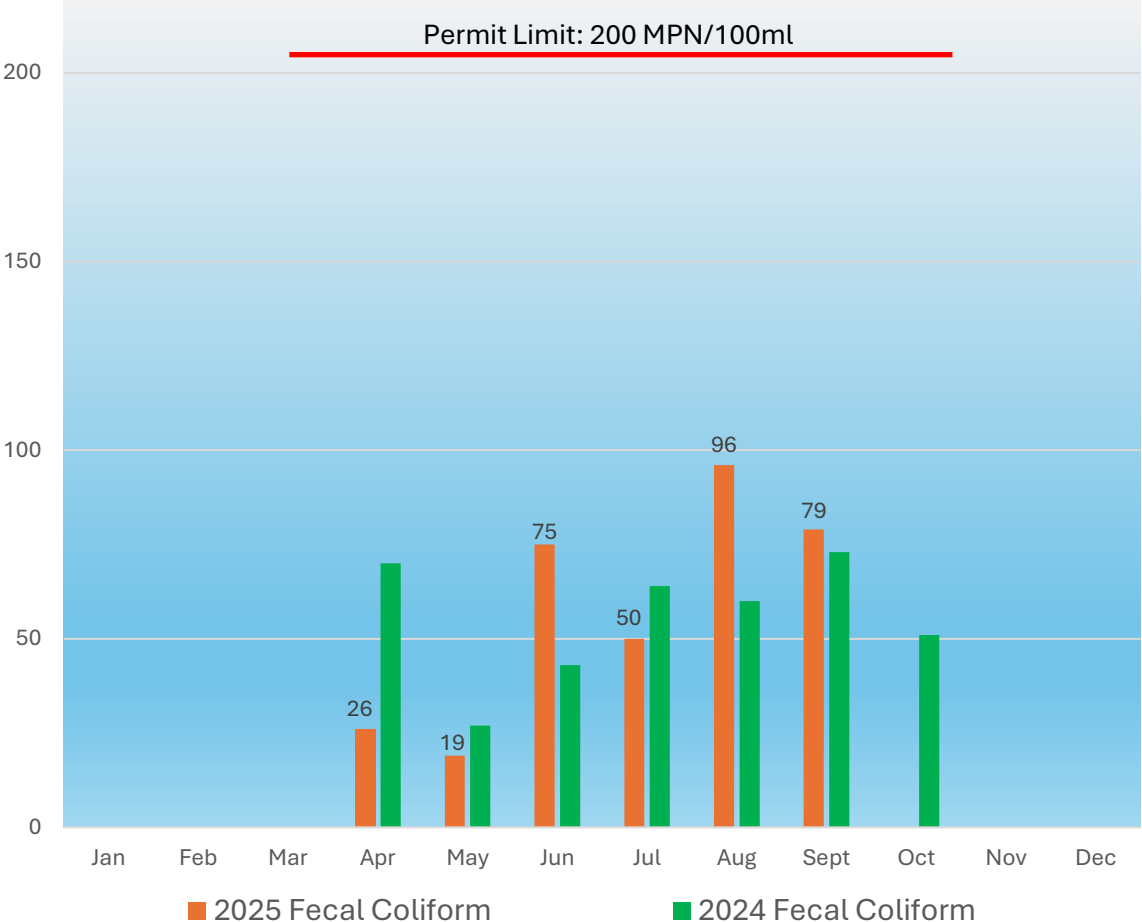
Disinfection Season: April - October

Disinfection Chemical Use: **Bleach and Bisulfite** Avg. (lbs./day)

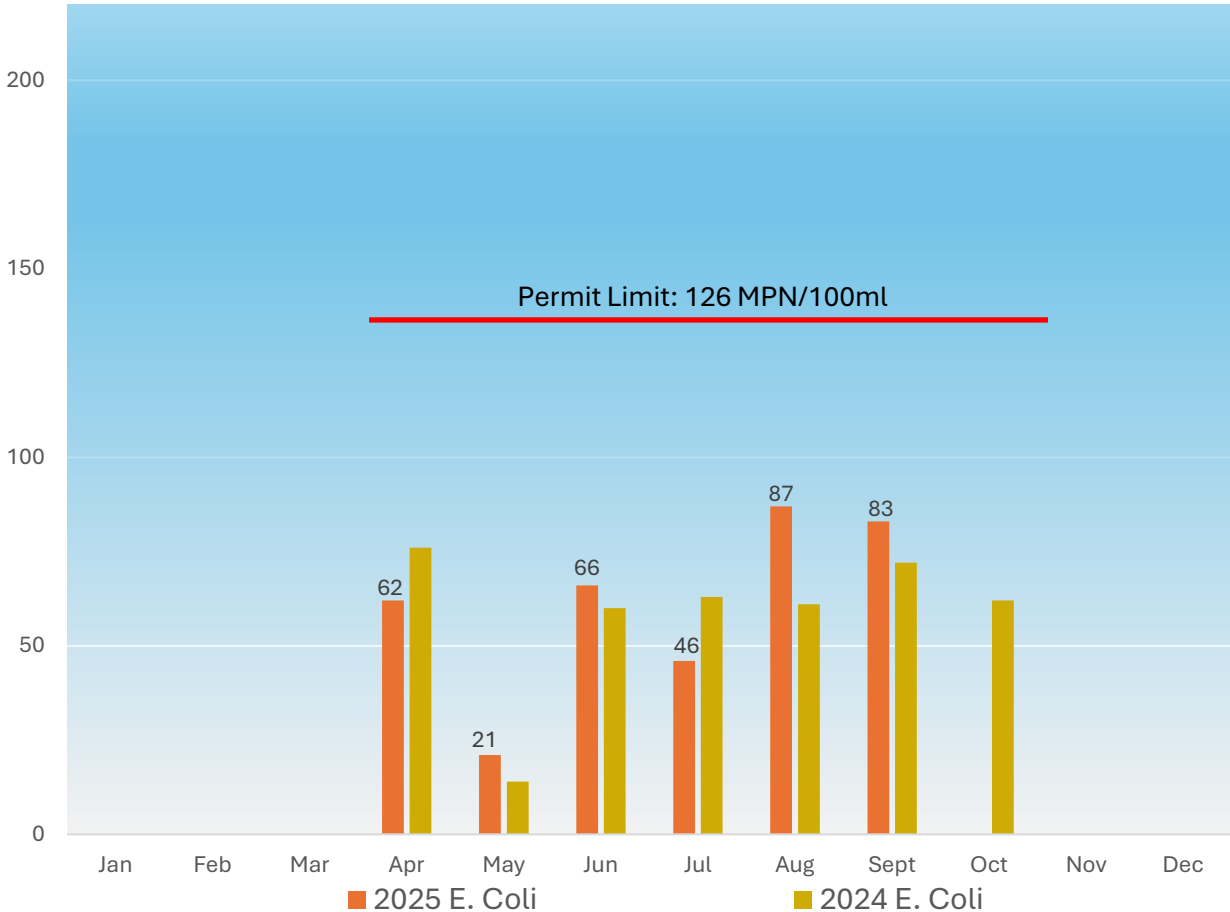


Bacteria: Monthly Geometric Mean

Fecal Coliform: (MPN/100ml)



E. Coli: (MPN/100ml)



2025 Sewage Releases Reported

| Month | Release(s) | Location(s) | Volume (gals.) <i>-if available-</i> |
|------------------|------------|---|---|
| January | 0 | -- | -- |
| February | 0 | -- | -- |
| March | 1 | Wrenshall force main (3-18-25) | 21,500 |
| April | 0 | -- | -- |
| May | 0 | -- | -- |
| June | 0 | -- | -- |
| July | 1 | Manhole F020 (7-15-25) | 100 |
| August | 1 | Wrenshall force main (8-30-25) | 21,192 |
| September | 1 | Division E Bruce Circle Hwy. 61 Manhole E008 (9-29-25) | 50 |
| October | | | |
| November | | | |
| December | | | |

YTD = 4