



| | Page |
|---|---------|
| 1. Agenda Review | |
| 2. Old Business | |
| 3. Approval of Consent Agenda Items | |
| 3.1 Regular Board Minutes dated February 2, 2026 | |
| 3.2 Board Member vouchers for January/February January 2026 Voucher.pdf  | 3 - 4 |
| 3.3 Payment Vouchers dated January 21, 2026, through February 17, 2026. 02-17-2026 February Board Register.pdf  | 5 - 13 |
| 4. New Business Items for Discussion and Approval | |
| Operations and Planning | |
| 4.1 Approval of Professional Services for Silverbrook Interceptor Replacement Project  | 14 - 15 |
| 4.2 Approval of Solid Waste Ordinance Amendment - Section 4.2.F (Limitation on Disposal and Damage)  Section 4.2.F.5. amended language  | 16 - 17 |
| 4.3 Approval of Construction Agreement - Main Lab Countertop and Cabinet Replacement Project  | 18 - 19 |
| 4.4 Approval of Professional Services Agreement for Cloquet Pond Liner Replacement  | 20 - 21 |
| 4.5 Approval of Change Order #7 - Installation of Dome Flashing - Secondary Clarifier Rehabilitation Project  | 22 - 23 |
| 4.6 Approval of Chemical Bid #1507 - Ferric Chloride  | 24 |

5. Committee Reports

- 5.1 Committee of the Whole
- 5.2 Finance
- 5.3 Operations and Planning
- 5.4 Personnel
- 5.5 Legislative
- 5.6 Board Governance
- 5.7 Board Member Comments

6. Reporting

- 6.1 Communications
- 6.2 Monthly Financials 25 - 38
[Monthly Financials.pdf](#) 
- 6.3 NPDES 39 - 45
[January 2025 NPDES Report.pdf](#) 
- 6.4 Executive Director

One or more board members may attend this meeting virtually.

WLSSD VOUCHER

BOARD MEMBER'S PER DIEM & EXPENSE CLAIM

TO: WLSSD BOARD

Approval for the following claims is hereby requested for per diem compensation and expenses as follows:

(Authority: Minnesota 1971 Laws, Chapter 478, Section 3, Sub 9):

Jim Aird

| | | | | | | | | | |
|-------------------|----------|--------------------------------------|---|--------------|-------|---------|-------|-------|--------------------|
| | 01/22/26 | Legislative and Governance Committee | | | | | | | \$50.00 |
| | 02/02/26 | Committee of the Whole | | | | | | | |
| | 02/02/26 | Board of Directors Meeting | | | | | | | \$50.00 |
| Committee Meeting | Mileage: | 1.0 | @ | 16.0 miles = | 16.00 | miles @ | 0.725 | /mile | \$11.60 |
| Board Meeting | Mileage: | 1.0 | @ | 16.0 miles = | 16.00 | miles @ | 0.725 | /mile | \$11.60 |
| | | | | | | | | | TOTAL CLAIM |
| | | | | | | | | | \$123.20 |

Jack Ezell

| | | | | | | | | | |
|-------------------|----------|--------------------------------------|---|--------------|--------|---------|-------|-------|--------------------|
| | 01/21/26 | Finance and Personnel Committee | | | | | | | \$50.00 |
| | 01/22/26 | Legislative and Governance Committee | | | | | | | \$50.00 |
| | 02/02/26 | Committee of the Whole | | | | | | | |
| | 02/02/26 | Board of Directors | | | | | | | \$50.00 |
| Committee Meeting | Mileage: | 2 | @ | 52.0 miles = | 104.00 | miles @ | 0.725 | /mile | \$75.40 |
| Board Meeting | Mileage: | 1 | @ | 52.0 miles = | 52.00 | miles @ | 0.725 | /mile | \$37.70 |
| | | | | | | | | | TOTAL CLAIM |
| | | | | | | | | | \$263.10 |

Nathan Johnson

| | | | | | | | | | |
|-------------------|----------|---------------------------------|---|--------------|------|---------|-------|-------|--------------------|
| | 02/02/26 | Committee of the Whole - remote | | | | | | | |
| | 02/02/26 | Board of Directors - remote | | | | | | | \$50.00 |
| Committee Meeting | Mileage: | | @ | 12.0 miles = | 0.00 | miles @ | 0.725 | /mile | \$0.00 |
| Board Meeting | Mileage: | | @ | 14.0 miles = | 0.00 | miles @ | 0.725 | /mile | \$0.00 |
| | | | | | | | | | TOTAL CLAIM |
| | | | | | | | | | \$50.00 |

Loren Lilly

| | | | | | | | | | |
|-------------------|----------|------------------------|---|--------------|-------|---------|-------|-------|--------------------|
| | 02/02/26 | Committee of the Whole | | | | | | | |
| | 02/02/26 | Board of Directors | | | | | | | \$50.00 |
| Committee Meeting | Mileage: | | @ | 42.0 miles = | 0.00 | miles @ | 0.725 | /mile | \$0.00 |
| Board Meeting | Mileage: | 1.0 | @ | 42.0 miles = | 42.00 | miles @ | 0.725 | /mile | \$30.45 |
| | | | | | | | | | TOTAL CLAIM |
| | | | | | | | | | \$80.45 |

Ben Mathews

| | | | | | | | | | |
|-------------------|----------|------------------------|--------------|-------|---------|-------|-------|--|----------|
| | 01/21/26 | Finance and Personnel | | | | | | | \$50.00 |
| | 02/02/26 | Committee of the Whole | | | | | | | |
| | 02/02/26 | Board of Directors | | | | | | | \$50.00 |
| Committee Meeting | Mileage: | 1.0 @ | 32.0 miles = | 32.00 | miles @ | 0.725 | /mile | | \$23.20 |
| Board Meeting | Mileage: | 1.0 @ | 28.0 miles = | 28.00 | miles @ | 0.725 | /mile | | \$20.30 |
| | | | TOTAL CLAIM | | | | | | \$143.50 |

Laura Ness

| | | | | | | | | | |
|-------------------|----------|--------------------------------------|-------------|-------|---------|-------|-------|--|----------|
| | 01/21/26 | Finance and Personnel Committee | | | | | | | \$50.00 |
| | 01/22/26 | Legislative and Governance Committee | | | | | | | \$50.00 |
| | 02/02/26 | Committee of the Whole | | | | | | | |
| | 02/02/26 | Board of Directors | | | | | | | \$50.00 |
| Committee Meeting | Mileage: | 2.0 @ | 9.8 miles = | 19.60 | miles @ | 0.725 | /mile | | \$14.21 |
| Board Meeting | Mileage: | 1.0 @ | 9.8 miles = | 9.80 | miles @ | 0.725 | /mile | | \$7.11 |
| | | | TOTAL CLAIM | | | | | | \$171.32 |

Marcia Podratz

| | | | | | | | | | |
|-------------------|----------|--------------------------------------|--------------|-------|---------|-------|-------|--|----------|
| | 01/21/26 | Finance and Personnel Committee | | | | | | | \$50.00 |
| | 01/22/26 | Legislative and Governance Committee | | | | | | | \$50.00 |
| | 02/02/26 | Committee of the Whole | | | | | | | |
| | 02/02/26 | Board of Directors | | | | | | | \$50.00 |
| Committee Meeting | Mileage: | 2.0 @ | 12.6 miles = | 25.20 | miles @ | 0.725 | /mile | | \$18.27 |
| Board Meeting | Mileage: | 1.0 @ | 12.6 miles = | 12.60 | miles @ | 0.725 | /mile | | \$9.14 |
| | | | TOTAL CLAIM | | | | | | \$177.41 |

Rob Schilling

| | | | | | | | | | |
|-------------------|----------|---------------------------------------|--------------|-------|---------|-------|-------|--|----------|
| | | Board Chair's Additional Compensation | | | | | | | \$100.00 |
| | 01/22/26 | Legislative and Governance | | | | | | | \$50.00 |
| Committee Meeting | Mileage: | 1.0 @ | 38.0 miles = | 38.00 | miles @ | 0.725 | /mile | | \$27.55 |
| Board Meeting | Mileage: | @ | 31.0 miles = | 0.00 | miles @ | 0.725 | /mile | | \$0.00 |
| | | | TOTAL CLAIM | | | | | | \$177.55 |

Carrie Schneider

| | | | | | | | | | |
|-------------------|----------|---------------------------------|-------------|------|---------|-------|-------|--|----------|
| | 01/21/26 | Finance and Personnel Committee | | | | | | | \$50.00 |
| | 02/02/26 | Committee of the Whole | | | | | | | |
| | 02/02/26 | Board of Directors | | | | | | | \$50.00 |
| Committee Meeting | Mileage: | 1.0 @ | 6.0 miles = | 6.00 | miles @ | 0.725 | /mile | | \$4.35 |
| Board Meeting | Mileage: | 1.0 @ | 8.0 miles = | 8.00 | miles @ | 0.725 | /mile | | \$5.80 |
| | | | TOTAL CLAIM | | | | | | \$110.15 |

| | |
|--------------------------------|------------|
| Total Board Vouchers for Month | \$1,296.68 |
|--------------------------------|------------|

Cash Payment Register

Job Submission Parameters

Date: 2/18/2026

Time: 9:18 AM CST

Username: jamie.carlson@wlssd.com

| | |
|---|---|
| Vendor Group: 1 Western Lake Superior Sanitary District | Company: 1 Western Lake Superior Sanitary District |
| Pay Group: 1 Western Lake Superior Sanitary District | Process Level: |
| Cash Code: 10225 US Bank Or Cash Code Group: | |
| From Payment Date: 01/21/2026 To Payment Date: 02/17/2026 | |
| Report Option: All | Document Currency: Account Currency |
| Payment Code: | |
| Use Cash Requirements Sort Options: No | |
| Format Option: Standard | |
| Report Distribution | |
| Cash Payment Register Report: | Report Export Type: |

Cash Payment Register continued...

Date 2/18/26 Pay Group 1 Western Lake Superior Sanitary District USD
 Time 9:18 AM CST Post Company 1 Western Lake Superior Sanitary District USD
 Cash Payment Register for 1/21/26 thru 2/17/26

All Report Account Currency

Company 1 Western Lake Superior Sanitary District
 Cash Code 10225 US Bank
 Payment Code ACH Currency USD

| Payment Number | Identifier | Co | Vendor Number | Remit To | Name | City | Payment Date | Status | Payment Amount | Curr |
|----------------|------------|----|---------------|----------|--------------------------------|-------------|--------------|------------|----------------|------|
| 300661 | P11075 | 1 | 216 | | Commissioner Of Revenue | St Paul | 1/22/26 | Reconciled | 13,837.82 | USD |
| 300662 | P11076 | 1 | 948 | 48MN | PERA | St Paul | 1/22/26 | Reconciled | 45,334.03 | USD |
| 300663 | P11077 | 1 | 1392 | | United States Treasury | Kansas City | 1/22/26 | Reconciled | 73,962.43 | USD |
| 300664 | P11078 | 1 | 2676 | | Minnesota Dept Of Revenue | St Paul | 1/22/26 | Reconciled | 833.00 | USD |
| 300665 | P11079 | 1 | 4098 | | Minnesota Child Support | St Paul | 1/22/26 | Reconciled | 397.32 | USD |
| 300666 | P11080 | 1 | 5996 | | MSRS | St Paul | 1/22/26 | Reconciled | 10,939.00 | USD |
| 300667 | P11081 | 1 | 6586 | | WLSSD Cafeteria Plan - US Bank | . | 1/22/26 | Reconciled | 4,619.26 | USD |
| 300668 | P11213 | 1 | 190 | 90MN | AFSCME Council 5 | St Paul | 1/30/26 | Reconciled | 6,249.56 | USD |
| 300669 | P11214 | 1 | 216 | | Commissioner Of Revenue | St Paul | 1/30/26 | Issued | 3,493.54 | USD |
| 300670 | P11215 | 1 | 948 | 48MN | PERA | St Paul | 1/30/26 | Reconciled | 11,156.31 | USD |
| 300671 | P11216 | 1 | 1392 | | United States Treasury | Kansas City | 1/30/26 | Reconciled | 20,038.41 | USD |
| 300672 | P11217 | 1 | 5996 | | MSRS | St Paul | 1/30/26 | Issued | 7,338.00 | USD |
| 300673 | P11218 | 1 | 6586 | | WLSSD Cafeteria Plan - US Bank | . | 1/30/26 | Reconciled | 1,192.53 | USD |
| 300674 | P11220 | 1 | 5174 | MN64 | Minnesota UI | St. Paul | 1/31/26 | Reconciled | 2,024.00 | USD |

*** Payment Code ACH Totals
 Total Open Payments 2 10,831.54
 Total Reconciled Payments 12 190,583.67
 Total Void Payments 0.00
 Total Stale Dated Payments 0
 Total Escheated Payments 0

Cash Payment Register continued...

Date 2/18/26 Pay Group 1 Western Lake Superior Sanitary District USD
 Time 9:18 AM CST Post Company 1 Western Lake Superior Sanitary District USD
 Cash Payment Register for 1/21/26 thru 2/17/26

All Report Account Currency

Company 1 Western Lake Superior Sanitary District
 Cash Code 10225 US Bank
 Payment Code APC Currency USD

| Payment Number | Identifier | Co | Vendor Number | Remit To | Name | City | Payment Date | Status | Payment Amount | Curr |
|----------------|------------|----|---------------|----------|--------------------------------|-------------|--------------|--------|----------------|------|
| 400924 | P11050 | 1 | 1012 | | Northstar Ford | Duluth | 1/22/26 | Issued | 155.93 | USD |
| 400925 | P11051 | 1 | 2032 | | Shel-Don Reproduction Centre | Duluth | 1/22/26 | Issued | 5,928.24 | USD |
| 400926 | P11052 | 1 | 4421 | 21OH | Applied Industrial Tech | Chicago | 1/22/26 | Issued | 888.68 | USD |
| 400927 | P11053 | 1 | 6037 | | Michaud Distributing | Duluth | 1/22/26 | Issued | 150.00 | USD |
| 400928 | P11095 | 1 | 352 | 01IL | Viking Automatic Sprinkler Com | Chicago | 1/29/26 | Issued | 6,413.70 | USD |
| 400929 | P11096 | 1 | 1440 | | Guardian Pest Control Inc | Superior | 1/29/26 | Issued | 36.85 | USD |
| 400930 | P11097 | 1 | 2032 | | Shel-Don Reproduction Centre | Duluth | 1/29/26 | Issued | 121.95 | USD |
| 400931 | P11098 | 1 | 4421 | 21OH | Applied Industrial Tech | Chicago | 1/29/26 | Issued | 21.76 | USD |
| 400932 | P11099 | 1 | 4903 | | Liberty Tire Recycling, Llc-Mn | Pittsburgh | 1/29/26 | Issued | 495.00 | USD |
| 400933 | P11100 | 1 | 4959 | | Analytichem Canada, Inc. | Baie D'urfe | 1/29/26 | Issued | 1,584.00 | USD |
| 400934 | P11101 | 1 | 6101 | 01 | Msc Industrial Supply Co | Saint Louis | 1/29/26 | Issued | 71.84 | USD |
| 400935 | P11102 | 1 | 6365 | | Vonco V LLC Duluth | Becker | 1/29/26 | Issued | 664.21 | USD |
| 400936 | P11103 | 1 | 6479 | | NCL Of Wisconsin Inc | Birnamwood | 1/29/26 | Issued | 243.39 | USD |
| 400937 | P11222 | 1 | 3766 | | Portable John | Hibbing | 2/5/26 | Issued | 508.20 | USD |
| 400938 | P11223 | 1 | 4421 | 21OH | Applied Industrial Tech | Chicago | 2/5/26 | Issued | 2,663.44 | USD |
| 400939 | P11224 | 1 | 4903 | | Liberty Tire Recycling, Llc-Mn | Pittsburgh | 2/5/26 | Issued | 1,960.00 | USD |
| 400940 | P11225 | 1 | 4959 | | Analytichem Canada, Inc. | Baie D'urfe | 2/5/26 | Issued | 240.00 | USD |
| 400941 | P11226 | 1 | 6037 | | Michaud Distributing | Duluth | 2/5/26 | Issued | 44.00 | USD |
| 400942 | P11227 | 1 | 6365 | | Vonco V LLC Duluth | Becker | 2/5/26 | Issued | 250.83 | USD |
| 400943 | P11228 | 1 | 6516 | REMI | Sunbelt Rentals, Inc. | Atlanta | 2/5/26 | Issued | 73.50 | USD |
| 400944 | P11384 | 1 | 300 | 1690 | Forum Communications | Fargo | 2/12/26 | Issued | 1,055.00 | USD |
| 400945 | P11385 | 1 | 395 | | Fryberger Buchanan | Duluth | 2/12/26 | Issued | 17,170.91 | USD |
| 400946 | P11386 | 1 | 1012 | | Northstar Ford | Duluth | 2/12/26 | Issued | 490.79 | USD |
| 400947 | P11387 | 1 | 2032 | | Shel-Don Reproduction Centre | Duluth | 2/12/26 | Issued | 469.15 | USD |
| 400948 | P11388 | 1 | 2512 | 12MN | Culligan Of Cloquet | Minneapolis | 2/12/26 | Issued | 633.85 | USD |
| 400949 | P11389 | 1 | 3838 | 38GA | Polydyne Inc | Atlanta | 2/12/26 | Issued | 67,763.70 | USD |
| 400950 | P11390 | 1 | 4421 | 21OH | Applied Industrial Tech | Chicago | 2/12/26 | Issued | 1,946.44 | USD |
| 400951 | P11391 | 1 | 4451 | 01ND | Frontier Precision, Inc. | Bismarck | 2/12/26 | Issued | 397.00 | USD |
| 400952 | P11392 | 1 | 4903 | | Liberty Tire Recycling, Llc-Mn | Pittsburgh | 2/12/26 | Issued | 1,392.00 | USD |
| 400953 | P11393 | 1 | 6037 | | Michaud Distributing | Duluth | 2/12/26 | Issued | 120.00 | USD |
| 400954 | P11394 | 1 | 6101 | 01 | Msc Industrial Supply Co | Saint Louis | 2/12/26 | Issued | 485.58 | USD |
| 400955 | P11395 | 1 | 6335 | | Air Fiber Inc. | Superior | 2/12/26 | Issued | 500.00 | USD |

*** Payment Code APC Totals
 Total Open Payments 32 114,939.94
 Total Reconciled Payments 0.00
 Total Void Payments 0.00
 Total Stale Dated Payments 0
 Total Escheated Payments 0

Cash Payment Register continued...

Date 2/18/26 Pay Group 1 Western Lake Superior Sanitary District USD
 Time 9:18 AM CST Post Company 1 Western Lake Superior Sanitary District USD
 Cash Payment Register for 1/21/26 thru 2/17/26

All Report Account Currency

Company 1 Western Lake Superior Sanitary District
 Cash Code 10225 US Bank Currency USD
 Payment Code CHK

| Payment Number | Identifier | Co | Vendor Number | Remit To | Name | City | Payment Date | Status | Payment Amount | Curr |
|----------------|------------|----|---------------|----------|--------------------------------|------------------|--------------|------------|----------------|------|
| 504515 | P11007 | 1 | 54 | 54MN | Amsoil, Inc. | Minneapolis | 1/22/26 | Reconciled | 104.30 | USD |
| 504516 | P11008 | 1 | 422 | | W W Goetsch Assoc Inc | Minneapolis | 1/22/26 | Issued | 1,606.94 | USD |
| 504517 | P11009 | 1 | 424 | | True North Goodwill | Duluth | 1/22/26 | Issued | 4,700.00 | USD |
| 504518 | P11010 | 1 | 752 | MN52 | MN Pollution Control Agency | St Paul | 1/22/26 | Reconciled | 4,771.00 | USD |
| 504519 | P11011 | 1 | 821 | 21MN | Airgas North Central | Chicago | 1/22/26 | Reconciled | 280.10 | USD |
| 504520 | P11012 | 1 | 922 | 01FE | Ferguson Enterprises LLC #1657 | Chicago | 1/22/26 | Issued | 82.76 | USD |
| 504521 | P11013 | 1 | 1054 | IA54 | Electric Pump | Des Moines | 1/22/26 | Reconciled | 1,095.95 | USD |
| 504522 | P11014 | 1 | 1091 | 91MN | Ferguson Enterprises LLC #1657 | Chicago | 1/22/26 | Issued | 1,679.82 | USD |
| 504523 | P11015 | 1 | 1108 | | St Louis County Auditor | Duluth | 1/22/26 | Issued | 18.25 | USD |
| 504524 | P11016 | 1 | 1222 | | Twin Ports Testing Inc | Superior | 1/22/26 | Reconciled | 932.54 | USD |
| 504525 | P11017 | 1 | 1352 | 52MN | Graybar Electric Co, Inc. | Chicago | 1/22/26 | Issued | 3,241.32 | USD |
| 504526 | P11018 | 1 | 1362 | | McMaster Carr Supply | Chicago | 1/22/26 | Reconciled | 46.08 | USD |
| 504527 | P11019 | 1 | 1801 | | St Louis And Lake Counties | Eveleth | 1/22/26 | Issued | 100.00 | USD |
| 504528 | P11020 | 1 | 1966 | 66MN | Fastenal Company | Winona | 1/22/26 | Issued | 778.91 | USD |
| 504529 | P11021 | 1 | 2017 | 17IL | Waste Management Of WI-MN | Carol Stream | 1/22/26 | Issued | 6,493.56 | USD |
| 504530 | P11022 | 1 | 2017 | 17IL | Waste Management Of WI-MN | Carol Stream | 1/22/26 | Issued | 8,415.00 | USD |
| 504531 | P11023 | 1 | 2366 | | Gopher State One-Call | Hanover | 1/22/26 | Reconciled | 56.70 | USD |
| 504532 | P11024 | 1 | 2557 | | Duluth Airport Authority | Duluth | 1/22/26 | Issued | 12,608.90 | USD |
| 504533 | P11025 | 1 | 2651 | | SEH Engineers Architects Inc | St Paul | 1/22/26 | Reconciled | 11,158.74 | USD |
| 504534 | P11026 | 1 | 2915 | 01DS | St Louis River Quest | Duluth | 1/22/26 | Issued | 1,000.00 | USD |
| 504535 | P11027 | 1 | 3044 | | Retrofit Recycling Inc | Owatonna | 1/22/26 | Reconciled | 1,358.10 | USD |
| 504536 | P11028 | 1 | 3067 | 24SC | Sun Control Of Mn | St. Paul | 1/22/26 | Reconciled | 1,250.00 | USD |
| 504537 | P11029 | 1 | 4560 | | Centurylink | Phoenix | 1/22/26 | Issued | 1,271.23 | USD |
| 504538 | P11030 | 1 | 5575 | W1 | City Of Duluth | Duluth | 1/22/26 | Reconciled | 693.47 | USD |
| 504539 | P11031 | 1 | 5629 | | City Of Superior Landfill | Superior | 1/22/26 | Issued | 359,371.92 | USD |
| 504540 | P11032 | 1 | 5672 | | MAVO Systems | White Bear Lake | 1/22/26 | Reconciled | 1,780.00 | USD |
| 504541 | P11033 | 1 | 5845 | 46MA | CDM Smith | Boston | 1/22/26 | Reconciled | 16,723.36 | USD |
| 504542 | P11034 | 1 | 5960 | | Donohue And Associates | Sheboygan | 1/22/26 | Reconciled | 3,945.00 | USD |
| 504543 | P11035 | 1 | 6376 | | In-Situ, Inc. | Fort Collins | 1/22/26 | Issued | 1,291.00 | USD |
| 504544 | P11036 | 1 | 6485 | | Minnesota Petroleum Service | Columbia Heights | 1/22/26 | Reconciled | 1,627.00 | USD |
| 504545 | P11037 | 1 | 6495 | | QED Environmental Systems Inc | Atlanta | 1/22/26 | Reconciled | 2,070.00 | USD |
| 504546 | P11038 | 1 | 6584 | 84MN | A-1 Disposal | Saginaw | 1/22/26 | Issued | 1,119.00 | USD |
| 504547 | P11039 | 1 | 6684 | | Mavo Concrete Sawing Services | White Bear Lake | 1/22/26 | Reconciled | 8,600.00 | USD |
| 504548 | P11040 | 1 | 6740 | 01CS | Tom Kraemer, Inc. | Cold Spring | 1/22/26 | Reconciled | 90.00 | USD |
| 504549 | P11041 | 1 | 6832 | 01TN | Nordic Consulting Partners | Nashville | 1/22/26 | Reconciled | 495.00 | USD |
| 504550 | P11042 | 1 | 6951 | | Clarke Energy USA, Inc | Waukesha | 1/22/26 | Reconciled | 27,086.93 | USD |
| 504551 | P11043 | 1 | 6955 | | Great Lakes Mechanical, Inc | Greenville | 1/22/26 | Issued | 86,052.50 | USD |
| 504552 | P11044 | 1 | 6956 | | Superior Fuel Company | Duluth | 1/22/26 | Reconciled | 4,538.99 | USD |
| 504553 | P11045 | 1 | 6968 | 01CA | TPx Communications | Pasadena | 1/22/26 | Reconciled | 806.42 | USD |
| 504554 | P11046 | 1 | 6976 | 01MN | McGough Construction Company | Minneapolis | 1/22/26 | Reconciled | 891,536.00 | USD |
| 504555 | P11047 | 1 | 7027 | 01IL | Flexicraft Industries Inc. | Chicago | 1/22/26 | Reconciled | 3,395.80 | USD |
| 504556 | P11048 | 1 | 7036 | | Duluth Sign | Duluth | 1/22/26 | Issued | 6,860.52 | USD |
| 504557 | P11049 | 1 | 7044 | | Timothy Rusk | Superior | 1/22/26 | Reconciled | 250.00 | USD |
| 504558 | P11171 | 1 | 482 | 82MN | Hawkins, Inc | Minneapolis | 1/29/26 | Issued | 10,801.36 | USD |
| 504559 | P11172 | 1 | 557 | | Jamar Company | Duluth | 1/29/26 | Issued | 6,084.29 | USD |
| 504560 | P11173 | 1 | 647 | 78LM | League Of MN Cities | St. Paul | 1/29/26 | Issued | 2,497.00 | USD |
| 504561 | P11174 | 1 | 727 | 27MN | Mielke Electric Works | Duluth | 1/29/26 | Issued | 12,141.48 | USD |
| 504562 | P11175 | 1 | 922 | 01FE | Ferguson Enterprises LLC #1657 | Chicago | 1/29/26 | Issued | 5,172.11 | USD |

Cash Payment Register continued...

Date 2/18/26 Pay Group 1 Western Lake Superior Sanitary District USD
 Time 9:18 AM CST Post Company 1 Western Lake Superior Sanitary District USD
 Cash Payment Register for 1/21/26 thru 2/17/26

All Report Account Currency

Company 1 Western Lake Superior Sanitary District
 Cash Code 10225 US Bank
 Payment Code CHK Currency USD

| Payment Number | Identifier | Co | Vendor Number | Remit To | Name | City | Payment Date | Status | Payment Amount | Curr |
|----------------|------------|----|---------------|----------|--------------------------------|--------------|--------------|------------|----------------|------|
| 504563 | P11176 | 1 | 1091 | 91MN | Ferguson Enterprises LLC #1657 | Chicago | 1/29/26 | Issued | 1,205.35 | USD |
| 504564 | P11177 | 1 | 1177 | | Tech Sales Co | Minneapolis | 1/29/26 | Issued | 6,840.00 | USD |
| 504565 | P11178 | 1 | 1343 | 43IL | Fisher Scientific Co | Chicago | 1/29/26 | Issued | 227.67 | USD |
| 504566 | P11179 | 1 | 1711 | 11IL | Grainger | Palatine | 1/29/26 | Issued | 724.39 | USD |
| 504567 | P11180 | 1 | 1899 | 99TX | Allied Electronics Inc | Dallas | 1/29/26 | Issued | 166.53 | USD |
| 504568 | P11181 | 1 | 2459 | | Compensation Consultants, Ltd | Cloquet | 1/29/26 | Issued | 752.00 | USD |
| 504569 | P11182 | 1 | 2651 | | SEH Engineers Architects Inc | St Paul | 1/29/26 | Issued | 768.23 | USD |
| 504570 | P11183 | 1 | 2794 | | USA Bluebook | Gurnee | 1/29/26 | Issued | 6,701.58 | USD |
| 504571 | P11184 | 1 | 3044 | | Retrofit Recycling Inc | Owatonna | 1/29/26 | Issued | 368.50 | USD |
| 504572 | P11185 | 1 | 3067 | 24SC | Sun Control Of Mn | St. Paul | 1/29/26 | Issued | 2,550.00 | USD |
| 504573 | P11186 | 1 | 3940 | 40MN | Veolia ES Technical Solutions | Chicago | 1/29/26 | Issued | 39,560.49 | USD |
| 504574 | P11187 | 1 | 4009 | | Viele Contracting Inc | Duluth | 1/29/26 | Issued | 950.00 | USD |
| 504575 | P11188 | 1 | 4052 | | NCPERS Group Life Ins. | Jacksonville | 1/29/26 | Issued | 832.00 | USD |
| 504576 | P11189 | 1 | 4294 | 01MN | DSC Communications | Willmar | 1/29/26 | Issued | 860.00 | USD |
| 504577 | P11190 | 1 | 4560 | | Centurylink | Phoenix | 1/29/26 | Issued | 8,888.40 | USD |
| 504578 | P11191 | 1 | 4665 | 65GA | Environmental Express | Atlanta | 1/29/26 | Issued | 164.54 | USD |
| 504579 | P11192 | 1 | 4708 | | Infor (US), Inc. | Minneapolis | 1/29/26 | Issued | 19,814.05 | USD |
| 504580 | P11193 | 1 | 4785 | | North Shore Analytical, Inc. | Duluth | 1/29/26 | Issued | 1,750.00 | USD |
| 504581 | P11194 | 1 | 5491 | 01MW | Pomp's Tire Service | Milwaukee | 1/29/26 | Issued | 588.50 | USD |
| 504582 | P11195 | 1 | 5661 | | BNSF Railway Company | Dallas | 1/29/26 | Issued | 22,993.22 | USD |
| 504583 | P11196 | 1 | 5837 | | Lake Superior Consulting, LLC | Duluth | 1/29/26 | Issued | 6,712.50 | USD |
| 504584 | P11197 | 1 | 6086 | | Thomas Scientific | Pittsburgh | 1/29/26 | Issued | 331.72 | USD |
| 504585 | P11198 | 1 | 6454 | IL01 | Acp Creativit, LLC | Carol Stream | 1/29/26 | Issued | 101,604.61 | USD |
| 504586 | P11199 | 1 | 6543 | | Biospark Clean Energy LLC | Byfield | 1/29/26 | Issued | 6,890.32 | USD |
| 504587 | P11200 | 1 | 6573 | 73CA | Phenova, Inc. | Los Angeles | 1/29/26 | Issued | 126.00 | USD |
| 504588 | P11201 | 1 | 6713 | 01IL | Allied Valve, Inc. | Palatine | 1/29/26 | Issued | 951.89 | USD |
| 504589 | P11202 | 1 | 6733 | 01MO | Burns & Mcdonnell Engineering | Kansas City | 1/29/26 | Issued | 10,267.25 | USD |
| 504590 | P11203 | 1 | 6789 | 01IL | Intergraph Corp Hexagon's Ali | Chicago | 1/29/26 | Issued | 17,748.00 | USD |
| 504591 | P11204 | 1 | 6801 | | Carlson Timber Products, Inc. | Sandstone | 1/29/26 | Reconciled | 11,430.10 | USD |
| 504592 | P11205 | 1 | 6862 | 01PA | Hilti Inc. | Philadelphia | 1/29/26 | Issued | 394.58 | USD |
| 504593 | P11206 | 1 | 6940 | 01IL | SOS Industrial Services | Palatine | 1/29/26 | Issued | 144,157.89 | USD |
| 504594 | P11207 | 1 | 6949 | | Joseph Kalb | Floodwood | 1/29/26 | Reconciled | 282.50 | USD |
| 504595 | P11208 | 1 | 6956 | | Superior Fuel Company | Duluth | 1/29/26 | Issued | 3,460.29 | USD |
| 504596 | P11209 | 1 | 6975 | | Clearsky Consulting | Atlanta | 1/29/26 | Issued | 49,140.00 | USD |
| 504597 | P11210 | 1 | 6990 | 01IA | Stanley Consultants | Muscatine | 1/29/26 | Issued | 116,332.19 | USD |
| 504598 | P11211 | 1 | 7029 | | Twin Ports Recycling | Duluth | 1/29/26 | Reconciled | 244.50 | USD |
| 504599 | P11221 | 1 | 6911 | | ISN Software Corporation | Dallas | 2/4/26 | Issued | 1,590.00 | USD |
| 504600 | P11281 | 1 | 61 | 61WI | Moove NA Distribution LLC | Dallas | 2/5/26 | Issued | 46.45 | USD |
| 504601 | P11282 | 1 | 394 | 12MN | Kurita America Inc | Minneapolis | 2/5/26 | Issued | 182.32 | USD |
| 504602 | P11283 | 1 | 755 | | Minnesota Safety Council, Inc | St Paul | 2/5/26 | Issued | 4,083.40 | USD |
| 504603 | P11284 | 1 | 807 | 07IL | Newark Element14 | Chicago | 2/5/26 | Issued | 579.70 | USD |
| 504604 | P11285 | 1 | 992 | 92MN | Road Machinery & Supply | Minneapolis | 2/5/26 | Issued | 4,458.14 | USD |
| 504605 | P11286 | 1 | 1047 | 47MO | VWR Corporation | Pittsburgh | 2/5/26 | Issued | 1,798.26 | USD |
| 504606 | P11287 | 1 | 1241 | | United Way Of Duluth | Duluth | 2/5/26 | Issued | 538.84 | USD |
| 504607 | P11288 | 1 | 1352 | 52MN | Graybar Electric Co, Inc. | Chicago | 2/5/26 | Issued | 427.32 | USD |
| 504608 | P11289 | 1 | 1744 | 13VI | Viking Automatic Sprinkler Co | Chicago | 2/5/26 | Issued | 365.00 | USD |
| 504609 | P11290 | 1 | 1777 | | J & W Instruments, Inc. | Grapevine | 2/5/26 | Issued | 1,235.86 | USD |
| 504610 | P11291 | 1 | 1966 | 66MN | Fastenal Company | Winona | 2/5/26 | Issued | 612.04 | USD |

Cash Payment Register continued...

Date 2/18/26 Pay Group 1 Western Lake Superior Sanitary District USD
 Time 9:18 AM CST Post Company 1 Western Lake Superior Sanitary District USD
 Cash Payment Register for 1/21/26 thru 2/17/26

All Report Account Currency

Company 1 Western Lake Superior Sanitary District
 Cash Code 10225 US Bank
 Payment Code CHK Currency USD

| Payment Number | Identifier | Co | Vendor Number | Remit To | Name | City | Payment Date | Status | Payment Amount | Curr |
|----------------|------------|----|---------------|----------|--------------------------------|--------------|--------------|--------|----------------|------|
| 504611 | P11292 | 1 | 2075 | | City Of Hermantown | Hermantown | 2/5/26 | Issued | 35.48 | USD |
| 504612 | P11293 | 1 | 2075 | | City Of Hermantown | Hermantown | 2/5/26 | Issued | 15,980.00 | USD |
| 504613 | P11294 | 1 | 2075 | | City Of Hermantown | Hermantown | 2/5/26 | Issued | 639.20 | USD |
| 504614 | P11295 | 1 | 2794 | | USA Bluebook | Gurnee | 2/5/26 | Issued | 4,265.09 | USD |
| 504615 | P11296 | 1 | 3067 | 24SC | Sun Control Of Mn | St. Paul | 2/5/26 | Issued | 750.00 | USD |
| 504616 | P11297 | 1 | 4389 | 01MN | Metro Sales Inc. | Minneapolis | 2/5/26 | Issued | 1,432.28 | USD |
| 504617 | P11298 | 1 | 5792 | | Association Of MN Counties | St Paul | 2/5/26 | Issued | 800.00 | USD |
| 504618 | P11299 | 1 | 6086 | | Thomas Scientific | Pittsburgh | 2/5/26 | Issued | 310.46 | USD |
| 504619 | P11300 | 1 | 6726 | 01IA | Involta | Cedar Rapids | 2/5/26 | Issued | 6,090.00 | USD |
| 504620 | P11301 | 1 | 6759 | | Uline | Chicago | 2/5/26 | Issued | 1,244.55 | USD |
| 504621 | P11302 | 1 | 6922 | | Unison Solutions | Dubuque | 2/5/26 | Issued | 795.00 | USD |
| 504622 | P11303 | 1 | 6959 | 02TX | Alliance Technical Group | Dallas | 2/5/26 | Issued | 128.37 | USD |
| 504623 | P11304 | 1 | 6975 | | Clearsky Consulting | Atlanta | 2/5/26 | Issued | 7,790.00 | USD |
| 504624 | P11305 | 1 | 7011 | 02PA | Comcast | Philadelphia | 2/5/26 | Issued | 3,513.30 | USD |
| 504625 | P11306 | 1 | 7034 | | Andon Specialties Inc | Houston | 2/5/26 | Issued | 308.56 | USD |
| 504626 | P11307 | 1 | 7040 | | GE Vernova Electrification Sof | Cambridge | 2/5/26 | Issued | 15,471.83 | USD |
| 504627 | P11431 | 1 | 61 | 61WI | Moove NA Distribution LLC | Dallas | 2/12/26 | Issued | 125.06 | USD |
| 504628 | P11432 | 1 | 199 | | Atlas Copco Compressors LLC | Palatine | 2/12/26 | Issued | 25,706.86 | USD |
| 504629 | P11433 | 1 | 411 | 01MN | General Cleaning Corporation | Duluth | 2/12/26 | Issued | 6,533.00 | USD |
| 504630 | P11434 | 1 | 482 | 82MN | Hawkins, Inc | Minneapolis | 2/12/26 | Issued | 10,868.32 | USD |
| 504631 | P11435 | 1 | 702 | | Mars Supply | Duluth | 2/12/26 | Issued | 460.83 | USD |
| 504632 | P11436 | 1 | 819 | 01MN | Viking Electric | Chicago | 2/12/26 | Issued | 36.97 | USD |
| 504633 | P11437 | 1 | 838 | | Northwest Outlet | Superior | 2/12/26 | Issued | 532.74 | USD |
| 504634 | P11438 | 1 | 983 | | City Of Rice Lake | Duluth | 2/12/26 | Issued | 9,990.00 | USD |
| 504635 | P11439 | 1 | 992 | 92MN | Road Machinery & Supply | Minneapolis | 2/12/26 | Issued | 96.54 | USD |
| 504636 | P11440 | 1 | 1040 | 40MN | Activar Plastics Product Group | Minneapolis | 2/12/26 | Issued | 139.30 | USD |
| 504637 | P11441 | 1 | 1091 | 91MN | Ferguson Enterprises LLC #1657 | Chicago | 2/12/26 | Issued | 1,982.69 | USD |
| 504638 | P11442 | 1 | 1175 | 75TX | United Rentals Inc. | Dallas | 2/12/26 | Issued | 66.00 | USD |
| 504639 | P11443 | 1 | 1324 | 24WI | Motion Industries Inc | Chicago | 2/12/26 | Issued | 2,035.40 | USD |
| 504640 | P11444 | 1 | 1352 | 52MN | Graybar Electric Co, Inc. | Chicago | 2/12/26 | Issued | 531.01 | USD |
| 504641 | P11445 | 1 | 1488 | | Itasca County Treasurer | Grand Rapids | 2/12/26 | Issued | 932.66 | USD |
| 504642 | P11446 | 1 | 1600 | 01ND | Flint Group | Fargo | 2/12/26 | Issued | 1,000.00 | USD |
| 504643 | P11447 | 1 | 1709 | | LHB Engineers & Architects Inc | Duluth | 2/12/26 | Issued | 4,048.80 | USD |
| 504644 | P11448 | 1 | 1866 | | Carlton County Zoning Office | Carlton | 2/12/26 | Issued | 5,038.05 | USD |
| 504645 | P11449 | 1 | 1966 | 66MN | Fastenal Company | Winona | 2/12/26 | Issued | 610.10 | USD |
| 504646 | P11450 | 1 | 1978 | | Hartel's Disposal | Proctor | 2/12/26 | Issued | 7,297.89 | USD |
| 504647 | P11451 | 1 | 2017 | 17IL | Waste Management Of WI-MN | Carol Stream | 2/12/26 | Issued | 809.76 | USD |
| 504648 | P11452 | 1 | 2017 | 17IL | Waste Management Of WI-MN | Carol Stream | 2/12/26 | Issued | 9,245.00 | USD |
| 504649 | P11453 | 1 | 2096 | | Lake County Auditor | Two Harbors | 2/12/26 | Void | 89.21 | USD |
| 504650 | P11454 | 1 | 2508 | 08MN | Russell-Seik-Steel | Duluth | 2/12/26 | Issued | 89.95 | USD |
| 504651 | P11455 | 1 | 4560 | 2AZ | Centurylink | Phoenix | 2/12/26 | Issued | 1,263.45 | USD |
| 504652 | P11456 | 1 | 4827 | | Stack Bros. | Superior | 2/12/26 | Issued | 4,466.00 | USD |
| 504653 | P11457 | 1 | 5261 | MI61 | Ovivo USA, LLC | Detroit | 2/12/26 | Issued | 79,818.30 | USD |
| 504654 | P11458 | 1 | 5525 | | Consolidated Communications | St. Louis | 2/12/26 | Issued | 1,168.37 | USD |
| 504655 | P11459 | 1 | 5836 | F1 | Mediacom | Carol Stream | 2/12/26 | Issued | 226.40 | USD |
| 504656 | P11460 | 1 | 5960 | | Donohue And Associates | Sheboygan | 2/12/26 | Issued | 8,620.00 | USD |
| 504657 | P11461 | 1 | 5961 | | James E Aird | Proctor | 2/12/26 | Issued | 123.20 | USD |
| 504658 | P11462 | 1 | 6117 | 01MA | Radwell International Inc | Boston | 2/12/26 | Issued | 2,329.02 | USD |

Cash Payment Register continued...

Date 2/18/26 Pay Group 1 Western Lake Superior Sanitary District USD
 Time 9:18 AM CST Post Company 1 Western Lake Superior Sanitary District USD
 Cash Payment Register for 1/21/26 thru 2/17/26

All Report Account Currency

Company 1 Western Lake Superior Sanitary District
 Cash Code 10225 US Bank
 Payment Code CHK Currency USD

| Payment Number | Identifier | Co | Vendor Number | Remit To | Name | City | Payment Date | Status | Payment Amount | Curr |
|----------------|------------|----|---------------|----------|-------------------------------|--------------|--------------|--------|----------------|------|
| 504659 | P11463 | 1 | 6211 | | Marcia Podratz | Duluth | 2/12/26 | Issued | 177.41 | USD |
| 504660 | P11464 | 1 | 6380 | | Red Wing Business Advantage | Dallas | 2/12/26 | Issued | 250.00 | USD |
| 504661 | P11465 | 1 | 6453 | FD01 | Faegre Drinker Biddle & Reath | Minneapolis | 2/12/26 | Issued | 5,000.00 | USD |
| 504662 | P11466 | 1 | 6454 | IL01 | Acp Creativit, LLC | Carol Stream | 2/12/26 | Issued | 10,360.98 | USD |
| 504663 | P11467 | 1 | 6517 | | Kwik Trip Inc | La Crosse | 2/12/26 | Issued | 956.75 | USD |
| 504664 | P11468 | 1 | 6533 | | Loren Lilly | Cloquet | 2/12/26 | Issued | 80.45 | USD |
| 504665 | P11469 | 1 | 6547 | | Laura Ness | Duluth | 2/12/26 | Issued | 171.32 | USD |
| 504666 | P11470 | 1 | 6573 | 73CA | Phenova, Inc. | Los Angeles | 2/12/26 | Issued | 266.00 | USD |
| 504667 | P11471 | 1 | 6681 | | Sherwin-Williams Co - Duluth | Duluth | 2/12/26 | Issued | 454.75 | USD |
| 504668 | P11472 | 1 | 6755 | | Robert Schilling | Duluth | 2/12/26 | Issued | 177.55 | USD |
| 504669 | P11473 | 1 | 6760 | | Michael E. Lahti | Esko | 2/12/26 | Issued | 135.87 | USD |
| 504670 | P11474 | 1 | 6782 | 01IL | Eurofins Environment Testing | Carol Stream | 2/12/26 | Issued | 188.00 | USD |
| 504671 | P11475 | 1 | 6791 | | Sir Benedict's Tavern | Duluth | 2/12/26 | Issued | 119.78 | USD |
| 504672 | P11476 | 1 | 6801 | | Carlson Timber Products, Inc. | Sandstone | 2/12/26 | Issued | 157,225.33 | USD |
| 504673 | P11477 | 1 | 6825 | | Bolton And Menk Inc. | Mankato | 2/12/26 | Issued | 71,667.00 | USD |
| 504674 | P11478 | 1 | 6832 | 01TN | Nordic Consulting Partners | Nashville | 2/12/26 | Issued | 1,196.25 | USD |
| 504675 | P11479 | 1 | 6833 | | John Ezell | Carlton | 2/12/26 | Issued | 263.10 | USD |
| 504676 | P11480 | 1 | 6956 | | Superior Fuel Company | Duluth | 2/12/26 | Issued | 1,700.17 | USD |
| 504677 | P11481 | 1 | 6978 | | EPIC iO Technologies | Fort Mill | 2/12/26 | Issued | 1,515.70 | USD |
| 504678 | P11482 | 1 | 7003 | | Ben Mathews | Hermantown | 2/12/26 | Issued | 143.50 | USD |
| 504679 | P11483 | 1 | 7007 | | Carrie Schneider | Duluth | 2/12/26 | Issued | 110.15 | USD |
| 504680 | P11484 | 1 | 7030 | 01MN | MTI Distributing, Inc. | Minneapolis | 2/12/26 | Issued | 48,378.00 | USD |

| | | | |
|------------------|-----|----------------------------|------------------|
| *** Payment Code | CHK | Totals | |
| | | Total Open Payments | 137 1,670,411.74 |
| | | Total Reconciled Payments | 28 996,648.58 |
| | | Total Void Payments | 1 89.21 |
| | | Total Stale Dated Payments | 0 |
| | | Total Escheated Payments | 0 |

Cash Payment Register continued...

Date 2/18/26 Time 9:18 AM CST Pay Group 1 Western Lake Superior Sanitary District Post Company 1 Western Lake Superior Sanitary District Cash Payment Register for 1/21/26 thru 2/17/26 USD USD Page 7

All Report Account Currency

Company 1 Western Lake Superior Sanitary District Cash Code 10225 US Bank Payment Code PCR Currency USD

| Payment Number | Identifier | Co | Vendor Number | Remit To | Name | City | Payment Date | Status | Payment Amount | Curr |
|----------------|------------|----|---------------|----------|--------------------------------|-------------|--------------|--------|----------------|------|
| 200814 | P11069 | 1 | 296 | | City Of Duluth Comfort Systems | Minneapolis | 1/22/26 | Issued | 81,736.06 | USD |
| 200815 | P11070 | 1 | 376 | | Fedex | Palatine | 1/22/26 | Issued | 354.43 | USD |
| 200816 | P11071 | 1 | 2027 | | Admax Displays, Inc. | Duluth | 1/22/26 | Issued | 625.00 | USD |
| 200817 | P11072 | 1 | 4836 | 36NJ | Verizon | Newark | 1/22/26 | Issued | 55.74 | USD |
| 200818 | P11073 | 1 | 6540 | 40MA | Cintas Corporation | Chicago | 1/22/26 | Issued | 50.52 | USD |
| 200819 | P11074 | 1 | 6881 | 01SP | CTC | St. Paul | 1/22/26 | Issued | 552.10 | USD |
| 200820 | P11121 | 1 | 296 | | City Of Duluth Comfort Systems | Minneapolis | 1/29/26 | Issued | 306.99 | USD |
| 200821 | P11122 | 1 | 376 | | Fedex | Palatine | 1/29/26 | Issued | 165.41 | USD |
| 200822 | P11123 | 1 | 1711 | 11IL | Grainger | Palatine | 1/29/26 | Issued | 40.98 | USD |
| 200823 | P11124 | 1 | 3697 | | Linde Gas & Equipment Inc. | Duluth | 1/29/26 | Issued | 327.66 | USD |
| 200824 | P11125 | 1 | 6034 | 01MN | Innovative Office Solutions | Minneapolis | 1/29/26 | Issued | 322.42 | USD |
| 200825 | P11126 | 1 | 6540 | 40MA | Cintas Corporation | Chicago | 1/29/26 | Issued | 1,852.76 | USD |
| 200826 | P11212 | 1 | 6599 | | US Bank Credit Card | | 1/30/26 | Issued | 23,393.71 | USD |
| 200827 | P11241 | 1 | 296 | | City Of Duluth Comfort Systems | Minneapolis | 2/5/26 | Issued | 33,216.06 | USD |
| 200828 | P11242 | 1 | 1711 | 11IL | Grainger | Palatine | 2/5/26 | Issued | 309.06 | USD |
| 200829 | P11243 | 1 | 5847 | 01IL | Stericycle, Inc. | Chicago | 2/5/26 | Issued | 140.40 | USD |
| 200830 | P11244 | 1 | 6121 | 01MN | Essentia Health | Minneapolis | 2/5/26 | Issued | 503.00 | USD |
| 200831 | P11245 | 1 | 6504 | | Fueling Minnesota | St Paul | 2/5/26 | Issued | 40.00 | USD |
| 200832 | P11246 | 1 | 6540 | 40MA | Cintas Corporation | Chicago | 2/5/26 | Issued | 964.93 | USD |
| 200833 | P11247 | 1 | 6841 | 00TX | ApplicantPro Holdings | Dallas | 2/5/26 | Issued | 353.00 | USD |
| 200834 | P11421 | 1 | 217 | 17MN | Como Lube & Supplies Inc | Duluth | 2/12/26 | Issued | 265.00 | USD |
| 200835 | P11422 | 1 | 296 | | City Of Duluth Comfort Systems | Minneapolis | 2/12/26 | Issued | 897.27 | USD |
| 200836 | P11423 | 1 | 376 | | Fedex | Palatine | 2/12/26 | Issued | 789.38 | USD |
| 200837 | P11424 | 1 | 1505 | | Northern Acrylics, Inc | Duluth | 2/12/26 | Issued | 168.25 | USD |
| 200838 | P11425 | 1 | 1711 | 11IL | Grainger | Palatine | 2/12/26 | Issued | 3,235.79 | USD |
| 200839 | P11426 | 1 | 6540 | 40MA | Cintas Corporation | Chicago | 2/12/26 | Issued | 1,124.57 | USD |
| 200840 | P11427 | 1 | 6662 | DI01 | Doorco Inc. | Duluth | 2/12/26 | Issued | 2,456.51 | USD |

| | | | |
|----------------------|----------------------------|----|------------|
| *** Payment Code PCR | Totals | | |
| | Total Open Payments | 27 | 154,247.00 |
| | Total Reconciled Payments | | 0.00 |
| | Total Void Payments | | 0.00 |
| | Total Stale Dated Payments | | 0 |
| | Total Escheated Payments | | 0 |

Cash Payment Register continued...

Date 2/18/26 Pay Group 1 Western Lake Superior Sanitary District USD
 Time 9:18 AM CST Post Company 1 Western Lake Superior Sanitary District USD
 Cash Payment Register for 1/21/26 thru 2/17/26

All Report Account Currency

Company 1 Western Lake Superior Sanitary District
 Cash Code 10225 US Bank
 Payment Code WIR

Currency USD

| Payment Number | Identifier | Co | Vendor Number | Remit To | Name | City | Payment Date | Status | Payment Amount | Curr |
|----------------|------------|----|---------------|----------|-------------------------------|----------------|--------------|------------|----------------|------|
| 100105 | P11086 | 1 | 753 | | Minnesota Power | Minneapolis | 1/27/26 | Reconciled | 178,905.26 | USD |
| 100106 | P11087 | 1 | 1410 | | Piper Sandler | Minneapolis | 1/27/26 | Reconciled | 1,000,000.00 | USD |
| 100107 | P11088 | 1 | 6677 | | Moreton Capital Markets, LLC. | Salt Lake City | 1/27/26 | Reconciled | 1,000,000.00 | USD |
| 100108 | P11319 | 1 | 5841 | | Northland Veba Trust | . | 2/3/26 | Issued | 1,237.50 | USD |

*** Payment Code WIR

| Totals | | Payment Amount | Curr |
|----------------------------|---|----------------|------|
| Total Open Payments | 1 | 1,237.50 | |
| Total Reconciled Payments | 3 | 2,178,905.26 | |
| Total Void Payments | | 0.00 | |
| Total Stale Dated Payments | | 0 | |
| Total Escheated Payments | | 0 | |

*** Cash Code 10225

| Totals | | Payment Amount | Curr |
|----------------------------|-----|----------------|------|
| Total Open Payments | 199 | 1,951,667.72 | |
| Total Reconciled Payments | 43 | 3,366,137.51 | |
| Total Void Payments | 1 | 89.21 | |
| Total Stale Dated Payments | | 0 | |
| Total Escheated Payments | | 0 | |

*** Pay Group 1

| USD Totals | | Payment Amount | Curr |
|----------------------------|-----|----------------|------|
| Total Open Payments | 199 | 1,951,667.72 | |
| Total Reconciled Payments | 43 | 3,366,137.51 | |
| Total Void Payments | 1 | 89.21 | |
| Total Stale Dated Payments | | 0 | |
| Total Escheated Payments | | 0 | |

Memo

To: Board of Directors
From: Operations and Planning Committee
Date: February 23, 2026
Subject: Approval of Professional Services for Silverbrook Interceptor Replacement Project

Project Background

The City of Carlton intends to reconstruct 6th Street North from Highway 210 to the WLSSD Carlton Pump Station in 2027. The District plans to take advantage of the closure of 6th Street North to reconstruct a two-block section of the Silverbrook Interceptor from Highway 210 to just south of the Carlton Pump Station. The Silverbrook Interceptor was constructed in 1976 and serves the cities of Carlton and Wrenshall, Twin Lakes Township, and Jay Cooke State Park. This section of the Silverbrook Interceptor is a 12" reinforced concrete gravity pipe that travels along 6th Street North and terminates at the Carlton Pump Station.

This portion of pipe contains a joint offset which is an identified source of inflow and infiltration (I&I). Combining the Silverbrook Interceptor replacement project with the street project will help minimize the impacts of the pipeline reconstruction to the street.

During the design of the Carlton Pump Station Replacement Project in 2022, alternatives for adding wastewater storage capacity at the Pump Station were considered. Increasing the pipe diameter of the Silverbrook Interceptor upstream of the Carlton Pump Station was identified as the solution to best address additional wastewater storage capacity needs.

Scope of Work

This project will include replacement of 650 feet of 12" reinforced concrete pipe with a larger diameter pipe to increase storage capacity at the Carlton Pump Station. The pipe replacement will eliminate the joint offsets which are an I&I source.

This project will also include installation of two isolation valves at the junction of the Wrenshall and Twin Lakes forcemains at 4th Street North in Carlton. Installation of these valves will allow for isolation of these forcemains and the improved maintainability of these lines.

Schedule

- Executed Professional Services Agreement: March 2026

- 60% Design Review Meeting: August,2026
- 90% Design Review Meeting: October 2026
- Final Design Review Meeting: December 2026
- Advertise for Bids: January 2027
- Project Construction: Summer 2027

Budget

This project is included in the 2026 approved wastewater capital budget in the amount of \$950,000, which includes professional services for design and construction. This project is included in the approved 2026 Public Facilities Authority (PFA) Intended Use Plan (IUP), making it eligible for low interest loan funding through the Clean Water Revolving Loan Fund.

The District received a proposal from SEH, Inc. for professional design and bidding services not to exceed the amount of \$103,681.

Recommendation

The Operations and Planning Committee recommends that the Board approve entering into a professional services agreement with SEH, Inc. for design and bidding services for the Silverbrook Interceptor Replacement Project for an amount not to exceed \$103,681.

This work will be funded from the approved 2026 wastewater capital budget Silverbrook Interceptor Replacement Project (number 101269).

Memo

To: Board of Directors
From: Operations and Planning Committee
Date: February 23, 2026
Subject: Solid Waste Ordinance Amendment - Section 4.2.F (Limitation on Disposal and Damage)

Background

The WLSSD Solid Waste Ordinance (“Ordinance”) establishes standards for and regulates Solid Waste Management and the operation of Solid Waste Facilities within its service area. This Ordinance is enacted pursuant to Chapters 400, 458D, and 115A, and Section 115A.554 of the Minnesota Statutes.

Section 4.2 of the Ordinance (Management of Recyclable Materials, subsection F (Limitation on Disposal and Damage) gives the Executive Director discretion to waive prohibitions as to where recyclable materials may be disposed of if they are deemed contaminated, unusable, or other good cause, making the material unfit for recycling. Specifically, Section 4.2.F.5 of the Ordinance states, *“the Executive Director in his or her sole discretion may waive these prohibitions on a case-by-case basis for good cause.”*

Upon review of this section, it was identified the current language conflicts with Minn. Stat. § 115A.95, which requires the MPCA commissioner make the determination relating to the end location of source-separated recyclable materials if they are determined as unfit to be recycled.

Recommendation

The Operations and Planning Committee recommends that the Board approve amending Section 4.2.F.5 of the Solid Waste Ordinance to read as follows:

“No source-separated Recyclable Materials may be deposited at the Transfer Station without approval from the Commissioner pursuant to Minn. Stat. Section 115A.95 that no other person is willing to accept the recyclable materials.”

SECTION 4.2 MANAGEMENT OF RECYCLABLE MATERIALS

F. Limitation on Disposal and Damage.

1. Source-separated Recyclable Materials shall not be deposited in the Waste Stream.
2. Recyclable Materials that have been source-separated must not be damaged by any Person in a manner which will make the Recyclable Materials unmarketable.
3. No Person may dispose of any Recyclable Materials in or on the land, nor through incineration.
4. No Person shall mix source-separated Recyclable Materials with Mixed Municipal Solid Waste or handle source-separated Recyclable Materials in any way that reduces the reusability or marketability of the source-separated Recyclable Materials.
5. No source-separated Recyclable Materials may be deposited at the Transfer Station without approval from the Commissioner pursuant to Minn. Stat. Section 115A.95 that no other person is willing to accept the recyclable materials. ~~The Executive Director in his or her sole discretion may waive these prohibitions on a case by case basis for good cause.~~

Memo

To: Board of Directors
From: Operations and Planning Committee
Date: February 23, 2026
Subject: Approval of Construction Agreement - Main Lab Countertop and Cabinet Replacement

Project Background

The District operates an in-house laboratory located in the Administration Building (B9) that is certified by the Minnesota Pollution Control Agency (MPCA) and the Wisconsin Department of Natural Resources (DNR). The lab team provides a comprehensive program of sampling and analytical services, data management and monitoring, and required regulatory reporting to support compliance with all operating permits.

The existing countertops, cabinets, and associated fixtures in the lab are original to the late 1970s building construction and have long surpassed their intended lifespan. The countertops and fume hoods contain asbestos and require immediate replacement due to inherent health risks associated with asbestos. The wooden cabinets are worn out and have decayed from years of moisture exposure and heavy daily use have led to visible damage such as warping and rotting wood and rusted and broken hinges. Replacing the countertops and cabinetry is a much-needed improvement for the lab and will restore proper storage, improve accessibility and ergonomics, and ensure the lab functions efficiently and as intended for many more years.

Scope of Work

District staff reached out to Cosney Corporation to solicit a proposal for replacing the countertops, cabinets, fume hoods, and associated fixtures. Cosney Corporation was chosen based on their experience and recommendations from lab staff at the University of Minnesota-Duluth (UMD). Cosney Corporation has extensive experience upgrading lab facilities at numerous universities across the upper Midwest and are an approved contractor with the State of Minnesota.

Schedule

Upon approval, the new cabinetry and countertops will be ordered and delivered in approximately four months. Installation of the new components will take place tentatively from late-June through July 2026.

Budget

Cosney Corporation submitted a scope of work including the demolition of the existing cabinets and countertops, asbestos abatement, supply and installation of new casework, countertops, fume hood,

sinks, and fixtures for the general lab and surrounding rooms at a cost of \$190,835. Cosney Corporation is an approved vendor under the State of Minnesota purchasing contract, which satisfies public purchasing requirements.

Recommendation

The Operations and Planning Committee recommends the Board approve entering into a contract with Cosney Corporation for the purchase and installation of new cabinetry and countertops for the lab at a cost not to exceed \$190,835.

This will be funded from the approved 2026 wastewater capital budget Main Lab Countertop and Cabinet Replacement Project. (#101148).

Memo

To: Board of Directors
From: Operations and Planning Committee
Date: February 23, 2026
Subject: Approval of Professional Services Agreement for Cloquet Pond Liner Replacement Project

Project Background

The District's Cloquet Pond is located on Sappi Paper Mill property adjacent to the Cloquet Pump Station. The 1.5-million-gallon pond was originally constructed in 1976 with a bituminous base and an 80 mil. HDPE liner. The pond is a critical component of the conveyance system and required for completing downstream maintenance activities within the collection system. The pond is inspected annually in the spring and fall with repairs completed as needed. The last full rehabilitation of the pond was completed in 2006 and portions of the liner as well as liner penetrations have been repaired or replaced since this project. The existing liner is now at the end of its design life and in need of replacement.

Additionally, there are 12 concrete mixing pedestals present in the pond which were originally intended to provide mixing with chemical addition to the pond contents. These mixing towers and associated equipment are no longer used.

In 2024 HR Green was hired to perform an assessment of the pond and provide several options for rehabilitation or replacement, including:

1. Status Quo: Maintain Pond
2. Replacement of HDPE membrane liner with bituminous base material to remain in place.
3. Replacement of HDPE membrane liner with bituminous base material to be removed.
4. Rectangular Concrete Tank
5. Circular Concrete Tank

District staff met to review the HR Green assessment report and elected to go with option #3 above. Option #1 was ruled out because the liner is at the end of its functional life and this option would require increasing maintenance costs and limit usage of the pond. It should be noted that usage of the pond is currently restricted to emergency usage only. Option number #2 was rejected because it was decided that it would be desirable to remove the bituminous subgrade. Options #4 and #5 were rejected because of their high costs. Option #3 was selected due to its reasonable costs which will allow for complete rehabilitation of the pond and provides the most cost effective and reliable solution moving forward.

Scope of Work

The scope of work includes final design and development of bidding documents for the following items:

1. Demo of mixing pedestals, electric conduit, and ballast blocks
2. Demo of existing control building and electrical equipment
3. Demo of existing liner and bituminous subgrade
4. New HDPE pond liner
 - a. Improved trench anchors
 - b. Attachment of liner to inlet and outlet structures
 - c. Revised pond bottom grading to facilitate drainage
 - d. Concrete channel for drainage to outlet structure
5. Structural modifications to inlet and outlet structures for casting of embedment strips
6. Outlet structure
 - a. Modifications to outlet elevation to tie-in to revised pond bottom slope
7. Nemo manual sluice gate to control the discharge flow and match the capacity of downstream sanitary sewer
8. Reinstall existing level sensor
 - a. Addition of site lighting as a bid alternative
 - b. Flushing hydrants for washdown/ cleaning as a bid alternative
9. Water will be connected to existing water line just outside the east side of the fence.
10. Approximately 550 LF of new water line

Schedule

- | | |
|---------------------------------|----------------|
| • Execute Agreement | February 2026 |
| • Draft Submittal to MPCA | August 2026 |
| • 100% Plans and Specifications | September 2026 |
| • Advertise for Bid | October 2026 |
| • Construction | Summer 2027 |

Budget

This project was included in the 2026 wastewater capital budget and was submitted and approved for low interest loan funding through the Public Facilities Authority (PFA) Clean Water State Revolving Loan Fund program in the amount of \$1,735,000. HR green provided a proposal for design and bidding services in the amount of \$154,000.

Recommendation

The Operations and Planning Committee recommends that the Board approve entering into a professional services agreement with HR Green for engineering design and bidding services for the Cloquet Pond Liner Replacement Project for an amount not to exceed \$154,000.

This project will be funded from the approved 2026 wastewater capital budget Cloquet Pond Liner Replacement Project. (#101180).

Memo

To: Board of Directors
From: Operations and Planning Committee
Date: February 23, 2026
Subject: Approval of Change Order #7 Installation of Dome Flashing – Secondary Clarifier Rehabilitation Project

Project Background

The WLSSD wastewater treatment facility has four (4) secondary clarifiers with concrete tanks over 45 years old. The secondary clarifiers are a critical component of the wastewater treatment process for removing wastewater solids. Each tank has a rotating collector mechanism with a service age of over 20 years. The tanks and collector equipment are reaching the end of their useful life and need rehabilitation.

In December 2023, WLSSD hired Bolton & Menk, Inc. (BMI) to produce design and bidding documents for the Secondary Clarifier Rehabilitation Project. The construction phase of the project was advertised for bid in October 2024. The bid was awarded to McGough Construction Company in January 2025, with mobilization in May of 2025.

In Fall of 2025 it was noticed that flashing on the inside of clarifiers 1, 2, and 4 domes were not included in the project’s original scope of work. This improvement was installed on clarifier 3 in 2019 and has proven to be effective at preventing condensation from accumulating on the top of the clarifier tank walls to help mitigate degradation of the concrete.

Scope of Work

The work covered by change order #7 is the installation of flashing around the interior of the domes on clarifiers 1, 2, and 4. The flashing will be made of aluminum and require over 500ft of flashing for each of the three clarifiers. The work is intended to be completed when the rehabilitation of each of the 3 clarifiers occurs. McGough Construction provided a cost proposal of \$249,180 for this work.

Budget

The Secondary Clarifier Rehabilitation Project is funded from the 2024 and 2025 wastewater capital budgets in the amount of \$40,445,896. The project is utilizing the \$17.5 million from the State Bonding Appropriation Grant awarded to WLSSD with the balance funded from a Clean Water Revolving Fund low interest loan through the Minnesota Public Facilities Authority (PFA).

| Project Phase | Cost |
|--|-------------|
| Design and Bidding Phase Professional Services | \$1,025,000 |

| | |
|---|---------------------|
| Construction Phase Engineering Services | \$2,970,552 |
| Construction – Bid #1491 | \$34,714,614 |
| Construction Contingency (5%) | \$1,735,730 |
| Total Project Cost | \$40,445,896 |

| Change Order Summary | Cost |
|---|------------------|
| CO #1: Bidirectional Knife Gate Valve | \$25,997 |
| CO #2: 36" RAS Valve | \$146,631 |
| CO #3: Exposed Rebar Repair | \$93,586 |
| CO #4: Miscellaneous Work Change Directives | \$89,469 |
| CO #5: Tile Drainage | \$248,299 |
| CO #6: Milestone Requirements | \$0 |
| CO #7: Clarifier Dome Flashing | \$249,180 |
| Total Change Orders | \$853,162 |
| Construction Contingency (5%) | \$1,735,730 |
| Remaining Contingency | \$882,568 |

Schedule

The work approved in this change order will occur for each clarifier when each is taken out of service for rehabilitation.

Recommendation

The Operations and Planning Committee recommends the Board approve Change Order #7 to McGough Construction Co. in the amount of \$249,180 to complete the installation of aluminum flashing on clarifiers 1,2, and 4. This work will be funded from the Secondary Clarifier Rehabilitation Project (#101208).

Memo

To: Board of Directors
From: Operations and Planning Committee
Date: February 23, 2026
Subject: Bid #1507 – Purchase of Ferric Chloride

Background

Ferric chloride is a chemical used in the anaerobic sludge digestion process (Building 19) primarily to control the levels of hydrogen sulfide in the digester gas. It can also be used to precipitate phosphorus, reduce polymer use, and control biosolids odors.

Sealed bids for the purchase of this process chemical were publicly opened at 2:00 P.M. on February 5, 2026. The results were as follows:

| Bidder | Price per Dry Ton (in US \$) |
|-------------------------|------------------------------|
| PVS Technologies | \$1,093.00 |
| Hawkins | \$1,134.00 |
| Univar | No Bid |
| Pencoco, Inc. | No Bid |
| Incumbent Vendor | |
| Hawkins (2025) | \$1,238.46 |

The lowest bid for ferric chloride was received from PVS Technologies at \$1,093.00 per dry ton delivered. The PVS Technologies bid represents an 11.75% decrease from the 2025 contracted price of \$1,238.46. For 2026, the District budgeted for a 2.5% increase in ferric chloride (\$1,269.42/dry ton).

Recommendation

The Operations and Planning Committee recommends that the Board approve awarding Bid #1507 to PVS Technologies for supplying Ferric Chloride for 2026 at a cost of \$1,093/dry ton. This will be charged to Account 10000-11020 and expensed to Account 40000-66420.

WESTERN LAKE SUPERIOR SANITARY DISTRICT
FINANCIAL STATEMENT
January 2026

| | <u>Page</u> |
|--|-------------|
| Wastewater Schedule of Revenues and Expenses | 1 |
| Wastewater Flows and Loads | 2-4 |
| Solid Waste Schedule of Revenues and Expenses | 5 |
| Transfer Station Schedule of Revenues and Expenses | 6 |
| Total District Schedule of Revenues and Expenses | 7 |
| Total District Revenue Statement | 8-9 |
| Total District Expense Statement | 10-11 |
| Balance Sheet | 12-13 |

**Western Lake Superior Sanitary District
Wastewater
Schedule of Revenue & Expense (Allocation)
For Period Ending January 31, 2026**

| Acct Description | Annual Budget 2026 | Month Budget | Month Actual | Variance | Act/Bud | YTD Budget 2026 | YTD Actual | Variance | Act/Bud |
|------------------------------------|-----------------------|------------------|------------------|------------------|-------------|--------------------|------------------|------------------|-------------|
| Wastewater Revenue | 33,148,188 | 2,662,855 | 2,876,753 | 213,898 | 108% | 2,662,855 | 2,876,753 | 213,898 | 108% |
| Misc Revenue | 494,000 | 40,464 | 38,595 | (1,869) | 95% | 40,464 | 38,595 | (1,869) | 95% |
| Revenue | 33,642,188 | 2,703,319 | 2,915,348 | 212,029 | 108% | 2,703,319 | 2,915,348 | 212,029 | 108% |
| Salaries, Wages and Compensation | 7,900,847 | 686,269 | 632,363 | 53,906 | 92% | 686,269 | 632,363 | 53,906 | 92% |
| Overtime | 428,422 | 36,155 | 38,221 | (2,066) | 106% | 36,155 | 38,221 | (2,066) | 106% |
| Benefits | 3,976,440 | 527,591 | 479,682 | 47,909 | 91% | 527,591 | 479,682 | 47,909 | 91% |
| Payroll and Benefits | 12,305,709 | 1,250,015 | 1,150,266 | 99,750 | 92% | 1,250,015 | 1,150,266 | 99,750 | 92% |
| Electricity | 2,442,336 | 205,764 | 209,844 | (4,081) | 102% | 205,764 | 209,844 | (4,081) | 102% |
| Other Utilities and Fuels | 691,707 | 56,405 | 61,506 | (5,101) | 109% | 56,405 | 61,506 | (5,101) | 109% |
| Fuel Oil | 3,525 | 291 | 0 | 291 | 0% | 291 | 0 | 291 | 0% |
| Natural Gas | 376,164 | 51,674 | 123,539 | (71,865) | 239% | 51,674 | 123,539 | (71,865) | 239% |
| Utilities and Fuel | 3,513,731 | 314,133 | 394,889 | (80,756) | 126% | 314,133 | 394,889 | (80,756) | 126% |
| Repair and Maintenance | 889,848 | 61,137 | 45,327 | 15,810 | 74% | 61,137 | 45,327 | 15,810 | 74% |
| Insurance | 204,392 | 16,575 | 16,576 | (1) | 100% | 16,575 | 16,576 | (1) | 100% |
| Solid Waste & Grit Disposals | 82,859 | 2,304 | 635 | 1,669 | 28% | 2,304 | 635 | 1,669 | 28% |
| Contract Services | 1,825,001 | 134,782 | 111,900 | 22,883 | 83% | 134,782 | 111,900 | 22,883 | 83% |
| Supplies | 448,762 | 37,422 | 32,913 | 4,509 | 88% | 37,422 | 32,913 | 4,509 | 88% |
| Chemicals | 2,483,569 | 141,675 | 119,626 | 22,049 | 84% | 141,675 | 119,626 | 22,049 | 84% |
| Other Expense | 896,520 | 85,183 | 74,587 | 10,597 | 88% | 85,183 | 74,587 | 10,597 | 88% |
| Other Direct Expenses | 6,830,949 | 479,079 | 401,562 | 77,517 | 84% | 479,079 | 401,562 | 77,517 | 84% |
| Non-Payroll Expenses | 10,344,681 | 793,212 | 796,451 | (3,239) | 100% | 793,212 | 796,451 | (3,239) | 100% |
| O & M Expenses | 22,650,390 | 2,043,227 | 1,946,717 | 96,511 | 95% | 2,043,227 | 1,946,717 | 96,511 | 95% |
| Capital Projects | 4,250,000 | 354,163 | 354,167 | (4) | 100% | 354,163 | 354,167 | (4) | 100% |
| Investment Earnings Construction | (300,000) | (25,709) | 12,878 | (38,587) | -50% | (25,709) | 12,878 | (38,587) | -50% |
| Investment Earnings - Debt Service | (750,000) | (57,339) | (98,117) | 40,778 | 171% | (57,339) | (98,117) | 40,778 | 171% |
| Debt Service | 9,741,768 | 811,814 | 811,814 | 0 | 100% | 811,814 | 811,814 | 0 | 100% |
| Total Expenses | 35,592,158 | 3,126,156 | 3,027,459 | 98,698 | 97% | 3,126,156 | 3,027,459 | 98,698 | 97% |
| Net Surplus | (1,949,970) | (422,837) | (112,111) | (310,727) | 27% | (422,837) | (112,111) | (310,727) | 27% |

2026 FLOW (MGD)

| | BUDGET | AVG THROUGH | |
|----------------------|---------------|---------------|----------------|
| | 2026 | 1/31/2026 | VARIANCE |
| DULUTH | 12.500 | 8.519 | (3.981) |
| CLOQUET | 1.000 | 0.944 | (0.056) |
| HERMANTOWN | 0.675 | 0.544 | (0.131) |
| PROCTOR | 0.400 | 0.247 | (0.153) |
| ESKO | 0.1900 | 0.116 | (0.074) |
| (Includes Helb/Lars) | | | |
| SCANLON | 0.169 | 0.048 | (0.121) |
| CARLTON | 0.160 | 0.119 | (0.041) |
| THOMSON | 0.009 | 0.006 | (0.003) |
| (City only) | | | |
| TWIN LAKES | 0.035 | 0.032 | (0.003) |
| RICE LAKE | 0.060 | 0.044 | (0.016) |
| OLIVER | 0.020 | 0.016 | (0.004) |
| PIKE LAKE | 0.100 | 0.066 | (0.035) |
| KNIFE RIVER | 0.024 | 0.010 | (0.014) |
| MPCA LANDFILL | 0.0025 | 0.001 | (0.001) |
| WRENSHALL | 0.032 | 0.025 | (0.007) |
| JAY COOKE | 0.002 | 0.0007 | (0.001) |
| BUFFALO/MIDWAY | 0.0060 | 0.005 | (0.0012) |
| DULUTH/NORTH SHO | 0.057 | 0.043 | (0.014) |
| MUNICIPAL SUBTOTA | 15.442 | 10.786 | (4.655) |
| SAPPI | 17.000 | 15.662 | (1.338) |
| USG | 0.450 | 0.350 | (0.100) |
| SOFIDEL AMERICA | 1.330 | 1.405 | 0.075 |
| SPECIALTY MINERAL | 0.1975 | 0.213 | 0.015 |
| INDUSTRIAL SUBTOT | 18.978 | 17.630 | (1.348) |
| TOTAL FLOW | 34.419 | 28.416 | (6.003) |

2025 BOD (LBS/DAY)

| | BUDGET 2026 | AVG THROUGH 1/31/2026 | VARIANCE |
|------------------------------|----------------|--------------------------|---------------|
| DULUTH | 12,750 | 14,569 | 1,819 |
| CLOQUET | 1,493 | 1,409 | (84) |
| HERMANTOWN | 1,100 | 984 | (116) |
| PROCTOR | 400 | 463 | 63 |
| ESKO (Includes Helb/Lars) | 279 | 279 | 0 |
| SCANLON | 282 | 81 | (201) |
| CARLTON | 183 | 183 | 0 |
| THOMSON (City only) | 15 | 9 | (6) |
| TWIN LAKES | 146 | 132 | (14) |
| RICE LAKE | 100 | 74 | (26) |
| OLIVER | 33 | 27 | (6) |
| PIKE LAKE | 167 | 109 | (58) |
| KNIFE RIVER | 40 | 17 | (23) |
| MPCA LANDFILL | 4 | 2 | (2) |
| WRENSHALL | 53 | 42 | (11) |
| JAY COOKE | 3 | 1 | (2) |
| BUFFALO/MIDWAY | 15 | 11 | (4) |
| DULUTH/NORTH SHOI | 95 | 72 | (23) |
| MUNICIPAL SUBTOTA | 17,159 | 18,464 | 1,305 |
| SAPPI | 33,000 | 47,899 | 14,899 |
| USG | 2,000 | 1,492 | (508) |
| SOFIDEL AMERICA | 310 | 317 | 7 |
| SPECIALTY MINERAL | 6 | 6 | 0 |
| INDUSTRIAL SUBTOT | 35,316 | 49,714 | 14,398 |
| TOTAL BOD | 52,475 | 68,178 | 15,703 |

2025 SUSPENDED SOLIDS (LBS/DAY)

| | BUDGET 2026 | AVG THROUGH 1/31/2026 | VARIANCE |
|------------------------------|----------------|--------------------------|----------------|
| DULUTH | 17,500 | 16,087 | (1,413) |
| CLOQUET | 2,193 | 2,071 | (122) |
| HERMANTOWN | 1,150 | 1,057 | (93) |
| PROCTOR | 550 | 599 | 49 |
| ESKO (Includes Helb/Lars) | 347 | 347 | 0 |
| SCANLON | 282 | 81 | (201) |
| CARLTON | 231 | 231 | 0 |
| THOMSON (City only) | 15 | 9 | (6) |
| TWIN LAKES | 121 | 109 | (12) |
| RICE LAKE | 100 | 74 | (26) |
| OLIVER | 33 | 27 | (6) |
| PIKE LAKE | 167 | 109 | (58) |
| KNIFE RIVER | 40 | 17 | (23) |
| MPCA LANDFILL | 4 | 2 | (2) |
| WRENSHALL | 53 | 42 | (11) |
| JAY COOKE | 3 | 1 | (2) |
| BUFFALO/MIDWAY | 10 | 8 | (2) |
| DULUTH/NORTH SHOI | 95 | 72 | (23) |
| MUNICIPAL SUBTOT | 22,895 | 20,943 | (1,952) |
| SAPPI | 20,500 | 28,341 | 7,841 |
| USG | 2,000 | 6,649 | 4,649 |
| SOFIDEL AMERICA | 350 | 344 | (6) |
| SPECIALTY MINERAL | 500 | 196 | (304) |
| INDUSTRIAL SUBTOT | 23,350 | 35,530 | 12,180 |
| TOTAL DISTRICT | 46,245 | 56,473 | 10,228 |

**Western Lake Superior Sanitary District
Solid Waste
Schedule of Revenue & Expense (Allocation)
For Period Ending January 31, 2026**

| Acct Description | Annual Budget 2026 | Month Budget | Month Actual | Variance | Act/Bud | YTD Budget 2026 | YTD Actual | Variance | Act/Bud |
|----------------------------------|-----------------------|-----------------|-----------------|-----------------|------------|--------------------|-----------------|-----------------|------------|
| Wastewater Revenue | 0 | 0 | 112 | 112 | 0% | 0 | 112 | 112 | 0% |
| Solid Waste Revenue | 7,033,505 | 456,504 | 420,491 | (36,013) | 92% | 456,504 | 420,491 | (36,013) | 92% |
| Misc Revenue | 127,000 | 10,587 | 6,811 | (3,776) | 64% | 10,587 | 6,811 | (3,776) | 64% |
| Revenue | 7,160,505 | 467,091 | 427,414 | (39,677) | 92% | 467,091 | 427,414 | (39,677) | 92% |
| Salaries, Wages and Compensation | 2,525,898 | 218,091 | 188,227 | 29,864 | 86% | 218,091 | 188,227 | 29,864 | 86% |
| Overtime | 61,992 | 1,986 | 2,749 | (762) | 138% | 1,986 | 2,749 | (762) | 138% |
| Benefits | 1,260,245 | 167,873 | 146,311 | 21,562 | 87% | 167,873 | 146,311 | 21,562 | 87% |
| Payroll and Benefits | 3,848,136 | 387,951 | 337,287 | 50,664 | 87% | 387,951 | 337,287 | 50,664 | 87% |
| Electricity | 33,634 | 3,345 | 3,666 | (321) | 110% | 3,345 | 3,666 | (321) | 110% |
| Other Utilities and Fuels | 59,288 | 4,959 | 4,189 | 771 | 84% | 4,959 | 4,189 | 771 | 84% |
| Natural Gas | 9,000 | 1,725 | 1,178 | 547 | 68% | 1,725 | 1,178 | 547 | 68% |
| Utilities and Fuel | 101,922 | 10,029 | 9,033 | 997 | 90% | 10,029 | 9,033 | 997 | 90% |
| Repair and Maintenance | 44,855 | 4,465 | 3,334 | 1,131 | 75% | 4,465 | 3,334 | 1,131 | 75% |
| Insurance | 101,103 | 8,199 | 8,199 | (0) | 100% | 8,199 | 8,199 | (0) | 100% |
| Solid Waste & Grit Disposals | 496,038 | 16,530 | 18,577 | (2,047) | 112% | 16,530 | 18,577 | (2,047) | 112% |
| Contract Services | 1,198,112 | 64,574 | 50,540 | 14,034 | 78% | 64,574 | 50,540 | 14,034 | 78% |
| Supplies | 136,866 | 5,592 | 3,389 | 2,203 | 61% | 5,592 | 3,389 | 2,203 | 61% |
| Other Expense | 761,532 | 38,696 | 35,538 | 3,158 | 92% | 38,696 | 35,538 | 3,158 | 92% |
| Other Direct Expenses | 2,738,505 | 138,056 | 119,577 | 18,479 | 87% | 138,056 | 119,577 | 18,479 | 87% |
| Non-Payroll Expenses | 2,840,427 | 148,085 | 128,610 | 19,476 | 87% | 148,085 | 128,610 | 19,476 | 87% |
| O & M Expenses | 6,688,563 | 536,036 | 465,897 | 70,139 | 87% | 536,036 | 465,897 | 70,139 | 87% |
| Capital Projects | 165,000 | 13,750 | 13,750 | 0 | 100% | 13,750 | 13,750 | 0 | 100% |
| Investment Earnings Construction | (27,500) | (2,288) | (6,273) | 3,985 | 274% | (2,288) | (6,273) | 3,985 | 274% |
| Total Expenses | 6,826,063 | 547,498 | 473,374 | 74,124 | 86% | 547,498 | 473,374 | 74,124 | 86% |
| Net Surplus | 334,442 | (80,407) | (45,960) | (34,447) | 57% | (80,407) | (45,960) | (34,447) | 57% |

**Western Lake Superior Sanitary District
Transfer Station
Schedule of Revenue & Expense (Allocation)
For Period Ending January 31, 2026**

| Acct Description | Annual Budget 2026 | Month Budget | Month Actual | Variance | Act/Bud | YTD Budget 2026 | YTD Actual | Variance | Act/Bud |
|----------------------------------|-----------------------|-----------------|-----------------|-----------------|-------------|--------------------|-----------------|-----------------|-------------|
| Transfer Revenue | 7,859,286 | 565,821 | 502,947 | (62,874) | 89% | 565,821 | 502,947 | (62,874) | 89% |
| Revenue | 7,859,286 | 565,821 | 502,947 | (62,874) | 89% | 565,821 | 502,947 | (62,874) | 89% |
| Salaries, Wages and Compensation | 183,720 | 15,857 | 14,824 | 1,033 | 93% | 15,857 | 14,824 | 1,033 | 93% |
| Overtime | 4,800 | 280 | 213 | 66 | 76% | 280 | 213 | 66 | 76% |
| Benefits | 102,643 | 13,687 | 12,009 | 1,678 | 88% | 13,687 | 12,009 | 1,678 | 88% |
| Payroll and Benefits | 291,162 | 29,824 | 27,046 | 2,778 | 91% | 29,824 | 27,046 | 2,778 | 91% |
| Electricity | 8,398 | 1,140 | 1,331 | (190) | 117% | 1,140 | 1,331 | (190) | 117% |
| Other Utilities and Fuels | 3,521 | 303 | 236 | 67 | 78% | 303 | 236 | 67 | 78% |
| Utilities and Fuel | 11,919 | 1,444 | 1,567 | (123) | 109% | 1,444 | 1,567 | (123) | 109% |
| Repair and Maintenance | 2,298 | 230 | 171 | 59 | 74% | 230 | 171 | 59 | 74% |
| Insurance | 11,244 | 912 | 912 | (0) | 100% | 912 | 912 | (0) | 100% |
| Solid Waste & Grit Disposals | 7,435,400 | 539,338 | 476,635 | 62,703 | 88% | 539,338 | 476,635 | 62,703 | 88% |
| Contract Services | 85,833 | 5,735 | 4,017 | 1,718 | 70% | 5,735 | 4,017 | 1,718 | 70% |
| Supplies | 9,362 | 376 | 141 | 235 | 37% | 376 | 141 | 235 | 37% |
| Other Expense | 59,410 | 3,305 | 3,110 | 195 | 94% | 3,305 | 3,110 | 195 | 94% |
| Other Direct Expenses | 7,603,547 | 549,896 | 484,986 | 64,910 | 88% | 549,896 | 484,986 | 64,910 | 88% |
| Non-Payroll Expenses | 7,615,466 | 551,340 | 486,553 | 64,787 | 88% | 551,340 | 486,553 | 64,787 | 88% |
| O & M Expenses | 7,906,628 | 581,164 | 513,599 | 67,564 | 88% | 581,164 | 513,599 | 67,564 | 88% |
| Capital Projects | 0 | 0 | 0 | 0 | 0% | 0 | 0 | 0 | 0% |
| Transfer Stat Capital | 81,763 | 5,938 | 4,845 | 1,093 | 82% | 5,938 | 4,845 | 1,093 | 82% |
| Total Expenses | 7,988,391 | 587,102 | 518,445 | 68,657 | 88% | 587,102 | 518,445 | 68,657 | 88% |
| Net Surplus | (129,105) | (21,281) | (15,498) | (5,783) | 73% | (21,281) | (15,498) | (5,783) | 73% |

**Western Lake Superior Sanitary District
Total District
Schedule of Revenue & Expense (Allocation)
For Period Ending January 31, 2026**

| Acct Description | Annual Budget 2026 | Month Budget | Month Actual | Variance | Act/Bud | YTD Budget 2026 | YTD Actual | Variance | Act/Bud |
|------------------------------------|-----------------------|------------------|------------------|------------------|-------------|--------------------|------------------|------------------|-------------|
| Wastewater Revenue | 33,148,188 | 2,662,855 | 2,876,865 | 214,010 | 108% | 2,662,855 | 2,876,865 | 214,010 | 108% |
| Solid Waste Revenue | 7,033,505 | 456,504 | 420,491 | (36,013) | 92% | 456,504 | 420,491 | (36,013) | 92% |
| Transfer Revenue | 7,859,286 | 565,821 | 502,947 | (62,874) | 89% | 565,821 | 502,947 | (62,874) | 89% |
| Misc Revenue | 621,000 | 51,051 | 45,406 | (5,645) | 89% | 51,051 | 45,406 | (5,645) | 89% |
| Revenue | 48,661,979 | 3,736,231 | 3,845,709 | 109,478 | 103% | 3,736,231 | 3,845,709 | 109,478 | 103% |
| Salaries, Wages and Compensation | 10,610,465 | 920,217 | 835,413 | 84,804 | 91% | 920,217 | 835,413 | 84,804 | 91% |
| Overtime | 495,214 | 38,421 | 41,183 | (2,762) | 107% | 38,421 | 41,183 | (2,762) | 107% |
| Benefits | 5,339,328 | 709,152 | 638,003 | 71,149 | 90% | 709,152 | 638,003 | 71,149 | 90% |
| Payroll and Benefits | 16,445,007 | 1,667,790 | 1,514,599 | 153,191 | 91% | 1,667,790 | 1,514,599 | 153,191 | 91% |
| Electricity | 2,484,368 | 210,249 | 214,841 | (4,592) | 102% | 210,249 | 214,841 | (4,592) | 102% |
| Other Utilities and Fuels | 754,515 | 61,667 | 65,931 | (4,264) | 107% | 61,667 | 65,931 | (4,264) | 107% |
| Fuel Oil | 3,525 | 291 | 0 | 291 | 0% | 291 | 0 | 291 | 0% |
| Natural Gas | 385,164 | 53,399 | 124,717 | (71,318) | 234% | 53,399 | 124,717 | (71,318) | 234% |
| Utilities and Fuel | 3,627,572 | 325,606 | 405,488 | (79,882) | 125% | 325,606 | 405,488 | (79,882) | 125% |
| Repair and Maintenance | 937,000 | 65,832 | 48,832 | 17,000 | 74% | 65,832 | 48,832 | 17,000 | 74% |
| Insurance | 316,739 | 25,686 | 25,687 | (1) | 100% | 25,686 | 25,687 | (1) | 100% |
| Solid Waste & Grit Disposals | 8,014,297 | 558,172 | 495,847 | 62,325 | 89% | 558,172 | 495,847 | 62,325 | 89% |
| Contract Services | 3,108,945 | 205,092 | 166,457 | 38,635 | 81% | 205,092 | 166,457 | 38,635 | 81% |
| Supplies | 594,990 | 43,390 | 36,442 | 6,948 | 84% | 43,390 | 36,442 | 6,948 | 84% |
| Chemicals | 2,483,569 | 141,675 | 119,626 | 22,049 | 84% | 141,675 | 119,626 | 22,049 | 84% |
| Other Expense | 1,717,462 | 127,184 | 113,235 | 13,949 | 89% | 127,184 | 113,235 | 13,949 | 89% |
| Other Direct Expenses | 17,173,002 | 1,167,031 | 1,006,126 | 160,905 | 86% | 1,167,031 | 1,006,126 | 160,905 | 86% |
| Non-Payroll Expenses | 20,800,574 | 1,492,637 | 1,411,614 | 81,023 | 95% | 1,492,637 | 1,411,614 | 81,023 | 95% |
| O & M Expenses | 37,245,581 | 3,160,427 | 2,926,213 | 234,214 | 93% | 3,160,427 | 2,926,213 | 234,214 | 93% |
| Capital Projects | 4,415,000 | 367,913 | 367,917 | (4) | 100% | 367,913 | 367,917 | (4) | 100% |
| Investment Earnings Construction | (327,500) | (27,997) | 6,605 | (34,602) | -24% | (27,997) | 6,605 | (34,602) | -24% |
| Investment Earnings - Debt Service | (750,000) | (57,339) | (98,117) | 40,778 | 171% | (57,339) | (98,117) | 40,778 | 171% |
| Transfer Stat Capital | 81,763 | 5,938 | 4,845 | 1,093 | 82% | 5,938 | 4,845 | 1,093 | 82% |
| Debt Service | 9,741,768 | 811,814 | 811,814 | 0 | 100% | 811,814 | 811,814 | 0 | 100% |
| Total Expenses | 50,406,612 | 4,260,756 | 4,019,277 | 241,479 | 94% | 4,260,756 | 4,019,277 | 241,479 | 94% |
| Net Surplus | (1,744,633) | (524,525) | (173,569) | (350,956) | 33% | (524,525) | (173,569) | (350,956) | 33% |

**Western Lake Superior Sanitary District
Total District
Revenue Statement
For Period Ending January 31, 2026**

| Acct | Description | Annual Budget 2026 | Month Budget | Month Actual | Variance | Act/Bud | YTD Budget 2026 | YTD Actual | Variance | Act/Bud |
|-------|--|-----------------------|------------------|------------------|-----------------|--------------|--------------------|------------------|-----------------|--------------|
| 33000 | WWT Charge-Duluth | 11,101,603 | 925,129 | 925,134 | 5 | 100% | 925,129 | 925,134 | 5 | 100% |
| 33020 | WWT Charge-Cloquet | 1,138,034 | 94,838 | 94,836 | (2) | 100% | 94,838 | 94,836 | (2) | 100% |
| 33040 | WWT Charge-Proctor | 372,336 | 31,028 | 31,028 | 0 | 100% | 31,028 | 31,028 | 0 | 100% |
| 33060 | WWT Charge-Hermantown | 707,583 | 58,968 | 58,965 | (3) | 100% | 58,968 | 58,965 | (3) | 100% |
| 33080 | WWT Charge-Scanlon | 167,552 | 13,959 | 13,963 | 4 | 100% | 13,959 | 13,963 | 4 | 100% |
| 33100 | WWT Charge-Thomson Twn | 197,623 | 16,464 | 16,469 | 5 | 100% | 16,464 | 16,469 | 5 | 100% |
| 33120 | WWT Charge-Carleton | 150,920 | 12,573 | 12,577 | 4 | 100% | 12,573 | 12,577 | 4 | 100% |
| 33140 | WWT Charge-Wrenshall | 32,475 | 2,709 | 2,706 | (3) | 100% | 2,709 | 2,706 | (3) | 100% |
| 33150 | WWT Charge-Twin Lakes | 74,054 | 6,173 | 6,171 | (2) | 100% | 6,173 | 6,171 | (2) | 100% |
| 33160 | WWT Charge-Thomson City | 10,877 | 911 | 906 | (5) | 99% | 911 | 906 | (5) | 99% |
| 33170 | WWT Charge-Oliver | 20,374 | 1,696 | 1,698 | 2 | 100% | 1,696 | 1,698 | 2 | 100% |
| 33180 | WWT Charge-Jay Cooke | 2,605 | 218 | 217 | (1) | 100% | 218 | 217 | (1) | 100% |
| 33190 | WWT Charge-Pike Lake | 97,942 | 8,160 | 8,162 | 2 | 100% | 8,160 | 8,162 | 2 | 100% |
| 33210 | WWT Charge-North Shore | 61,025 | 5,090 | 5,085 | (5) | 100% | 5,090 | 5,085 | (5) | 100% |
| 33213 | WWT Charge-MPCA Landfill | 8,894 | 743 | 741 | (2) | 100% | 743 | 741 | (2) | 100% |
| 33214 | WWT Charge-Midway | 6,943 | 574 | 579 | 5 | 101% | 574 | 579 | 5 | 101% |
| 33215 | WWT Charge-Knife River | 25,031 | 2,085 | 2,086 | 1 | 100% | 2,085 | 2,086 | 1 | 100% |
| 33220 | WWT Charge-Rice Lake | 64,295 | 5,357 | 5,358 | 1 | 100% | 5,357 | 5,358 | 1 | 100% |
| | Wastewater Municipality Revenue | 14,240,166 | 1,186,675 | 1,186,681 | 6 | 100% | 1,186,675 | 1,186,681 | 6 | 100% |
| 33450 | WWT Charge-Sofidel America | 1,558,581 | 130,616 | 132,447 | 1,831 | 101% | 130,616 | 132,447 | 1,831 | 101% |
| 33360 | WWT Charge-Sappi | 14,839,522 | 1,253,475 | 1,435,484 | 182,009 | 115% | 1,253,475 | 1,435,484 | 182,009 | 115% |
| 33380 | WWT Charge-USG | 864,955 | 72,960 | 113,876 | 40,916 | 156% | 72,960 | 113,876 | 40,916 | 156% |
| 33420 | WWT Charge-Spec Minerals | 187,964 | 15,852 | 13,092 | (2,760) | 83% | 15,852 | 13,092 | (2,760) | 83% |
| | Wastewater Industry Revenue | 17,451,022 | 1,472,903 | 1,694,898 | 221,995 | 115% | 1,472,903 | 1,694,898 | 221,995 | 115% |
| 33510 | WWT Charge-Permits | 500 | 2 | 0 | (2) | 0% | 2 | 0 | (2) | 0% |
| 33520 | WWT Charge-Hauled Waste | 405,500 | 2,844 | (0) | (2,844) | 0% | 2,844 | (0) | (2,844) | 0% |
| 33530 | Capacity Availability Fee | 625,000 | (72) | (5,414) | (5,342) | 7520% | (72) | (5,414) | (5,342) | 7520% |
| 33540 | Biosolids Revenue | 30,000 | 503 | (81) | (584) | -16% | 503 | (81) | (584) | -16% |
| | Wastewater Misc Revenue | 1,061,000 | 3,277 | (5,495) | (8,772) | -168% | 3,277 | (5,495) | (8,772) | -168% |
| 33600 | Tipping Fee-District | 5,097,296 | 370,216 | 351,479 | (18,737) | 95% | 370,216 | 351,479 | (18,737) | 95% |
| 33605 | SW Unacceptable Revenue | 0 | 0 | 1,560 | 1,560 | 0% | 0 | 1,560 | 1,560 | 0% |
| 33610 | Tipping Fee-Self Haul | 320 | 25 | 19 | (6) | 78% | 25 | 19 | (6) | 78% |
| 33615 | SW Unacceptable Ticket Fine Re | 0 | 0 | 5,400 | 5,400 | 0% | 0 | 5,400 | 5,400 | 0% |
| 33660 | Tipping Fee-Carleton | 836,821 | 60,535 | 50,749 | (9,786) | 84% | 60,535 | 50,749 | (9,786) | 84% |
| 33665 | Tipping Fee-Superior | 501,737 | 39,989 | 35,367 | (4,622) | 88% | 39,989 | 35,367 | (4,622) | 88% |
| 33675 | Tipping Fee-Cook Cty | 451,628 | 25,964 | 16,590 | (9,374) | 64% | 25,964 | 16,590 | (9,374) | 64% |
| 33680 | Tipping Fee-Lake Cty | 535,163 | 37,878 | 24,268 | (13,610) | 64% | 37,878 | 24,268 | (13,610) | 64% |
| 33685 | SW Permits/Licenses | 1,000 | 87 | 1,025 | 938 | 1178% | 87 | 1,025 | 938 | 1178% |
| 33720 | Admin Fee-District | 229,346 | 16,657 | 6,499 | (10,158) | 39% | 16,657 | 6,499 | (10,158) | 39% |
| 33721 | Admin Fee-Carleton Cty | 37,106 | 2,684 | 1,462 | (1,222) | 54% | 2,684 | 1,462 | (1,222) | 54% |
| 33722 | Admin Fee-Superior | 29,023 | 2,313 | 776 | (1,537) | 34% | 2,313 | 776 | (1,537) | 34% |
| 33723 | Admin Fee-Cook Cty | 26,125 | 1,505 | 687 | (818) | 46% | 1,505 | 687 | (818) | 46% |
| 33724 | Admin Fee-Lake Cty | 30,957 | 2,192 | 915 | (1,277) | 42% | 2,192 | 915 | (1,277) | 42% |
| 33725 | Capital Fee-District | 14,548 | 1,056 | 698 | (358) | 66% | 1,056 | 698 | (358) | 66% |
| 33726 | Capital Fee-Carleton Cty | 9,813 | 630 | 978 | 348 | 155% | 630 | 978 | 348 | 155% |
| 33727 | Capital Fee-Superior | 19,349 | 1,542 | 1,034 | (508) | 67% | 1,542 | 1,034 | (508) | 67% |
| 33728 | Capital Fee-Cook Cty | 17,416 | 1,001 | 915 | (86) | 91% | 1,001 | 915 | (86) | 91% |
| 33729 | Capital Fee-Lake Cty | 20,638 | 1,460 | 1,219 | (241) | 84% | 1,460 | 1,219 | (241) | 84% |
| 33730 | SW Ordinance Late Charge | 1,000 | 87 | 1,306 | 1,219 | 1502% | 87 | 1,306 | 1,219 | 1502% |
| | Transfer Tipping Fees | 7,859,286 | 565,821 | 502,947 | (62,874) | 89% | 565,821 | 502,947 | (62,874) | 89% |
| 33630 | MRC-Demo, Mixed Waste | 816,500 | 32,219 | 28,767 | (3,452) | 89% | 32,219 | 28,767 | (3,452) | 89% |
| | Solid Waste MRC Demo | 816,500 | 32,219 | 28,767 | (3,452) | 89% | 32,219 | 28,767 | (3,452) | 89% |
| 33690 | Serv Fee-District | 3,459,604 | 291,161 | 258,798 | (32,363) | 89% | 291,161 | 258,798 | (32,363) | 89% |
| 33695 | Serv Fee-Carleton Out | 10,000 | 0 | 0 | 0 | 0% | 0 | 0 | 0 | 0% |
| 33698 | Serv Fee-Other | 80,000 | 0 | 0 | 0 | 0% | 0 | 0 | 0 | 0% |
| | Solid Waste Service Fees | 3,549,604 | 291,161 | 258,798 | (32,363) | 89% | 291,161 | 258,798 | (32,363) | 89% |
| 33801 | Property Tax-St Louis Cty | 1,295,486 | 107,959 | 109,436 | 1,477 | 101% | 107,959 | 109,436 | 1,477 | 101% |
| 33802 | Property Tax-Carleton Cty | 268,796 | 22,396 | 22,563 | 167 | 101% | 22,396 | 22,563 | 167 | 101% |
| | Property Taxes | 1,564,282 | 130,355 | 131,999 | 1,644 | 101% | 130,355 | 131,999 | 1,644 | 101% |
| 33700 | Investment Earnings | 621,000 | 51,051 | 45,406 | (5,645) | 89% | 51,051 | 45,406 | (5,645) | 89% |
| 33701 | Investment Earn-Const | 327,500 | 27,997 | (6,605) | (34,602) | -24% | 27,997 | (6,605) | (34,602) | -24% |
| 33702 | Investment Earn-Ds | 750,000 | 57,339 | 98,117 | 40,778 | 171% | 57,339 | 98,117 | 40,778 | 171% |
| | Investment Earnings | 1,698,500 | 136,387 | 136,917 | 530 | 100% | 136,387 | 136,917 | 530 | 100% |
| 33800 | District-Wide | 396,000 | 0 | 0 | 0 | 0% | 0 | 0 | 0 | 0% |
| 33910 | Grants-Miscellaneous | 0 | 0 | 0 | 0 | 0% | 0 | 0 | 0 | 0% |
| 33950 | Miscellaneous | 0 | 0 | 5 | 5 | 0% | 0 | 5 | 5 | 0% |
| | Other Income | 396,000 | 0 | 5 | 5 | 0% | 0 | 5 | 5 | 0% |
| 33641 | HHW Rev-Batteries | 3,215 | 0 | 0 | 0 | 0% | 0 | 0 | 0 | 0% |
| 33642 | HHW Fees-Vsag | 23,807 | 1,231 | 1,160 | (71) | 94% | 1,231 | 1,160 | (71) | 94% |
| 33643 | HHW Fees-Paint Care | 207,946 | 2 | 91 | 89 | 4549% | 2 | 91 | 89 | 4549% |
| 33648 | HHW Rev-Dept Of Ag | 14,388 | 0 | 0 | 0 | 0% | 0 | 0 | 0 | 0% |
| 33650 | HHW Contract-Regional | 161,740 | 0 | (323) | (323) | 0% | 0 | (323) | (323) | 0% |

Western Lake Superior Sanitary District
Total District
Revenue Statement
For Period Ending January 31, 2026

| Acct | Description | Annual Budget 2026 | Month Budget | Month Actual | Variance | Act/Bud | YTD Budget 2026 | YTD Actual | Variance | Act/Bud |
|-------|---------------------------|-----------------------|--------------|--------------|----------|---------|--------------------|------------|----------|---------|
| 33655 | HHW Service Fees | 42,472 | 0 | 0 | 0 | 0% | 0 | 0 | 0 | 0% |
| 33900 | HHW-State Grant | 64,393 | 0 | 0 | 0 | 0% | 0 | 0 | 0 | 0% |
| | HHW Revenue | 517,961 | 1,233 | 928 | (305) | 75% | 1,233 | 928 | (305) | 75% |
| 33640 | Recycling Revenue | 75,000 | 1,536 | 0 | (1,536) | 0% | 1,536 | 0 | (1,536) | 0% |
| 33890 | State Grant-Score | 350,000 | 0 | 0 | 0 | 0% | 0 | 0 | 0 | 0% |
| | Recycling Revenue | 425,000 | 1,536 | 0 | (1,536) | 0% | 1,536 | 0 | (1,536) | 0% |
| 33637 | Yard Waste Revenue | 160,158 | 0 | 0 | 0 | 0% | 0 | 0 | 0 | 0% |
| | Yard Waste Revenue | 160,158 | 0 | 0 | 0 | 0% | 0 | 0 | 0 | 0% |
| 33944 | Finance Charge Revenue | 0 | 0 | 776 | 776 | 0% | 0 | 776 | 776 | 0% |
| | Miscellaneous | 0 | 0 | 776 | 776 | 0% | 0 | 776 | 776 | 0% |
| | Total Revenue | 49,739,479 | 3,821,567 | 3,937,220 | 115,653 | 103% | 3,821,567 | 3,937,220 | 115,653 | 103% |

**Western Lake Superior Sanitary District
Total District
Expense Statement
For Period Ending January 31, 2026**

| Acct | Description | Annual Budget 2026 | Month Budget | Month Actual | Variance | Act/Bud | YTD Budget 2026 | YTD Actual | Variance | Act/Bud |
|-------|--------------------------------|-----------------------|------------------|------------------|----------------|------------|--------------------|------------------|----------------|------------|
| 44010 | Direct Wages | 8,683,477 | 713,381 | 643,770 | 69,611 | 90% | 713,381 | 643,770 | 69,611 | 90% |
| 44020 | Sunday Premium | 71,252 | 5,945 | 5,522 | 423 | 93% | 5,945 | 5,522 | 423 | 93% |
| 44040 | Shift | 26,239 | 2,232 | 1,898 | 334 | 85% | 2,232 | 1,898 | 334 | 85% |
| 44050 | Vacation | 807,577 | 68,593 | 48,343 | 20,250 | 70% | 68,593 | 48,343 | 20,250 | 70% |
| 44060 | Holiday | 530,172 | 88,351 | 87,243 | 1,108 | 99% | 88,351 | 87,243 | 1,108 | 99% |
| 44070 | Personal Leave | 158,438 | 13,435 | 9,246 | 4,189 | 69% | 13,435 | 9,246 | 4,189 | 69% |
| 44080 | Sick | 333,310 | 28,280 | 39,391 | (11,111) | 139% | 28,280 | 39,391 | (11,111) | 139% |
| | Salaries & Wages | 10,610,465 | 920,217 | 835,413 | 84,804 | 91% | 920,217 | 835,413 | 84,804 | 91% |
| 44090 | Overtime | 495,214 | 38,421 | 41,183 | (2,762) | 107% | 38,421 | 41,183 | (2,762) | 107% |
| | Total Salary | 11,105,679 | 958,638 | 876,596 | 82,042 | 91% | 958,638 | 876,596 | 82,042 | 91% |
| 44200 | Employers FICA | 722,234 | 61,336 | 52,316 | 9,020 | 85% | 61,336 | 52,316 | 9,020 | 85% |
| 44210 | Employers FICA/Medic | 161,511 | 13,727 | 12,235 | 1,492 | 89% | 13,727 | 12,235 | 1,492 | 89% |
| 44220 | Employers PERA | 832,929 | 70,730 | 66,339 | 4,391 | 94% | 70,730 | 66,339 | 4,391 | 94% |
| 44240 | Group Hospital/Med | 3,227,748 | 524,179 | 474,236 | 49,943 | 90% | 524,179 | 474,236 | 49,943 | 90% |
| 44260 | Group Dental | 127,160 | 10,593 | 10,286 | 307 | 97% | 10,593 | 10,286 | 307 | 97% |
| 44280 | Group Life | 19,263 | 1,597 | 1,540 | 57 | 96% | 1,597 | 1,540 | 57 | 96% |
| 44300 | Long-Term Disability | 27,669 | 2,314 | 2,205 | 109 | 95% | 2,314 | 2,205 | 109 | 95% |
| 44340 | Workers Compensation | 135,000 | 11,250 | 8,355 | 2,895 | 74% | 11,250 | 8,355 | 2,895 | 74% |
| 44350 | Unemployment Comp | 9,500 | 0 | 0 | 0 | 0% | 0 | 0 | 0 | 0% |
| 44390 | Other Benefits | 33,000 | 9,748 | 7,313 | 2,435 | 75% | 9,748 | 7,313 | 2,435 | 75% |
| 44230 | PFML | 43,314 | 3,678 | 3,176 | 502 | 86% | 3,678 | 3,176 | 502 | 86% |
| | Total Benefits | 5,339,328 | 709,152 | 638,003 | 71,149 | 90% | 709,152 | 638,003 | 71,149 | 90% |
| | Total Payroll | 16,445,007 | 1,667,790 | 1,514,599 | 153,191 | 91% | 1,667,790 | 1,514,599 | 153,191 | 91% |
| 44800 | Fuel-Fuel Oil | 3,525 | 291 | 0 | 291 | 0% | 291 | 0 | 291 | 0% |
| 44820 | Fuel-Natural Gas | 382,664 | 52,974 | 124,717 | (71,743) | 235% | 52,974 | 124,717 | (71,743) | 235% |
| 44830 | Fuel-Propane | 2,500 | 425 | 0 | 425 | 0% | 425 | 0 | 425 | 0% |
| 55000 | Electricity | 2,484,368 | 210,249 | 214,841 | (4,592) | 102% | 210,249 | 214,841 | (4,592) | 102% |
| 55200 | Telephone | 50,188 | 4,127 | 1,788 | 2,339 | 43% | 4,127 | 1,788 | 2,339 | 43% |
| 55210 | Telemeter | 214,129 | 17,769 | 18,878 | (1,109) | 106% | 17,769 | 18,878 | (1,109) | 106% |
| 55220 | Gasoline | 28,194 | 2,880 | 2,100 | 580 | 78% | 2,880 | 2,100 | 580 | 78% |
| 55230 | Diesel | 133,235 | 11,359 | 10,209 | 1,150 | 90% | 11,359 | 10,209 | 1,150 | 90% |
| 55240 | Water | 278,250 | 21,523 | 28,661 | (7,138) | 133% | 21,523 | 28,661 | (7,138) | 133% |
| 55241 | Storm Water Fee | 50,519 | 4,209 | 4,294 | (85) | 102% | 4,209 | 4,294 | (85) | 102% |
| 55520 | Repairs-Maintenance | 665,000 | 65,832 | 48,831 | 17,001 | 74% | 65,832 | 48,831 | 17,001 | 74% |
| 55525 | Inventory Adjustments | 0 | 0 | 1 | (1) | 0% | 0 | 1 | (1) | 0% |
| 55570 | Repairs-Interceptors | 50,000 | 0 | 0 | 0 | 0% | 0 | 0 | 0 | 0% |
| 55580 | Clean-Interceptors | 222,000 | 0 | 0 | 0 | 0% | 0 | 0 | 0 | 0% |
| 55701 | Solid Waste Disposal | 4,590,222 | 333,388 | 319,410 | 13,978 | 96% | 333,388 | 319,410 | 13,978 | 96% |
| 44520 | Contract Cleaning | 85,876 | 7,151 | 6,533 | 618 | 91% | 7,151 | 6,533 | 618 | 91% |
| 55702 | Solid Waste Disposal-MRC | 288,674 | 10,145 | 9,332 | 813 | 92% | 10,145 | 9,332 | 813 | 92% |
| 55703 | Tr Sta Operation And Transport | 2,835,578 | 205,950 | 157,225 | 48,725 | 76% | 205,950 | 157,225 | 48,725 | 76% |
| 55704 | Solid Waste Hauling-MRC | 205,364 | 6,385 | 9,245 | (2,860) | 145% | 6,385 | 9,245 | (2,860) | 145% |
| 55705 | Annual Unacceptable Incentive | 9,600 | 0 | 0 | 0 | 0% | 0 | 0 | 0 | 0% |
| 55706 | Solid Waste Disposal-Community | 2,000 | 0 | 0 | 0 | 0% | 0 | 0 | 0 | 0% |
| 55710 | Grit Disposals | 29,859 | 804 | 635 | 169 | 79% | 804 | 635 | 169 | 79% |
| 55790 | Cont Serv-Disp Household Recyc | 45,000 | 3,000 | 4,210 | (1,210) | 140% | 3,000 | 4,210 | (1,210) | 140% |
| 55791 | Cont Serv-Disp Medical Sharps | 4,000 | 100 | 140 | (40) | 140% | 100 | 140 | (40) | 140% |
| 55792 | Cont Serv-Disp Pharmaceuticals | 500 | 0 | 0 | 0 | 0% | 0 | 0 | 0 | 0% |
| 55793 | Cont Serv-Disp Oil & Filters | 0 | 0 | 70 | (70) | 0% | 0 | 70 | (70) | 0% |
| 55794 | Cont Serv-Disp Organics Overs | 1,100 | 0 | 0 | 0 | 0% | 0 | 0 | 0 | 0% |
| 55795 | Cont Serv-Disp Organics Reject | 500 | 0 | 0 | 0 | 0% | 0 | 0 | 0 | 0% |
| 55800 | Cont Serv-Electrical | 35,000 | 0 | 66 | (66) | 0% | 0 | 66 | (66) | 0% |
| 55805 | Cont Serv-Biofilter | 10,000 | 0 | 0 | 0 | 0% | 0 | 0 | 0 | 0% |
| 55806 | Cont Serv-Bagging | 22,750 | 0 | 0 | 0 | 0% | 0 | 0 | 0 | 0% |
| 55807 | Cont Serv-Wood Grinding | 37,500 | 0 | 0 | 0 | 0% | 0 | 0 | 0 | 0% |
| 55808 | Cont Serv-Snow Plowing | 13,500 | 2,400 | 220 | 2,180 | 9% | 2,400 | 220 | 2,180 | 9% |
| 55812 | Cont Serv-Disp Mattresses | 128,000 | 5,565 | 6,125 | (560) | 110% | 5,565 | 6,125 | (560) | 110% |
| 55813 | Cont Serv-Disp Electron | 49,000 | 2,090 | 369 | 1,722 | 18% | 2,090 | 369 | 1,722 | 18% |
| 55814 | Cont Serv-Disp Fluoresce | 23,350 | 1,060 | 1,067 | (7) | 101% | 1,060 | 1,067 | (7) | 101% |
| 55815 | Cont Serv-Disp Tire | 56,000 | 2,115 | 3,847 | (1,732) | 182% | 2,115 | 3,847 | (1,732) | 182% |
| 55816 | Cont Serv-Disp Local | 100,000 | 0 | 4,233 | (4,233) | 0% | 0 | 4,233 | (4,233) | 0% |
| 55817 | Cont Serv-Disp County | 90,000 | 3,000 | (323) | 3,323 | -11% | 3,000 | (323) | 3,323 | -11% |
| 55818 | Cont Serv-Recy Sheds | 87,000 | 7,250 | 1,070 | 6,180 | 15% | 7,250 | 1,070 | 6,180 | 15% |
| 55819 | Cont Serv-Disp Paint Care | 120,000 | 5,215 | 3,956 | 1,259 | 76% | 5,215 | 3,956 | 1,259 | 76% |
| 55820 | Cont Serv-O/M Plant | 135,000 | 10,000 | 8,038 | 1,962 | 80% | 10,000 | 8,038 | 1,962 | 80% |
| 55835 | Cont Serv-Generators | 360,000 | 27,087 | 25,479 | 1,608 | 94% | 27,087 | 25,479 | 1,608 | 94% |
| 55840 | Cont Serv-O/M Mobile | 170,000 | 12,000 | 13,629 | (1,629) | 114% | 12,000 | 13,629 | (1,629) | 114% |
| 55852 | Cont Serv-Field Work | 15,000 | 0 | 0 | 0 | 0% | 0 | 0 | 0 | 0% |
| 55860 | Cont Serv-Other | 657,746 | 35,791 | 22,699 | 13,092 | 63% | 35,791 | 22,699 | 13,092 | 63% |
| 55861 | Cont Serv-Organics | 23,960 | 3,705 | 1,466 | 2,239 | 40% | 3,705 | 1,466 | 2,239 | 40% |
| 55862 | Cont Serv-HHW | 500 | 0 | 0 | 0 | 0% | 0 | 0 | 0 | 0% |
| 55863 | Cont Serv-Recycling | 14,000 | 0 | 302 | (302) | 0% | 0 | 302 | (302) | 0% |
| 55868 | Cont Serv-Hardware Maint | 47,373 | 3,934 | 4,078 | (144) | 104% | 3,934 | 4,078 | (144) | 104% |
| 55870 | Cont Serv-Dp Maint | 720,390 | 72,837 | 58,953 | 13,884 | 81% | 72,837 | 58,953 | 13,884 | 81% |
| 55871 | Cont Serv-Mobile Devices | 9,500 | 792 | 231 | 561 | 29% | 792 | 231 | 561 | 29% |
| 55875 | Cont Serv-Serv Fee | 46,400 | 0 | 0 | 0 | 0% | 0 | 0 | 0 | 0% |
| 66000 | Supplies-Building | 34,754 | 3,217 | 5,375 | (2,158) | 167% | 3,217 | 5,375 | (2,158) | 167% |
| 66010 | Supplies-Equipment | 220,231 | 15,296 | 10,967 | 4,329 | 72% | 15,296 | 10,967 | 4,329 | 72% |
| 66040 | Supplies-Lab | 60,000 | 5,000 | 4,268 | 732 | 85% | 5,000 | 4,268 | 732 | 85% |
| 66050 | Supplies-Lube | 8,000 | 1,000 | 2,298 | (1,298) | 230% | 1,000 | 2,298 | (1,298) | 230% |
| 66060 | Supplies-Maintenance | 80,000 | 6,000 | 2,475 | 3,525 | 41% | 6,000 | 2,475 | 3,525 | 41% |

**Western Lake Superior Sanitary District
Total District
Expense Statement
For Period Ending January 31, 2026**

| Acct | Description | Annual Budget 2026 | Month Budget | Month Actual | Variance | Act/Bud | YTD Budget 2026 | YTD Actual | Variance | Act/Bud |
|-------------------------------------|----------------------------------|-----------------------|------------------|------------------|----------------|-------------|--------------------|------------------|----------------|-------------|
| 66070 | Supplies-Office | 7,310 | 610 | 537 | 73 | 88% | 610 | 537 | 73 | 88% |
| 66090 | Supplies-Other | 54,730 | 8,138 | 8,040 | 98 | 99% | 8,138 | 8,040 | 98 | 99% |
| 66091 | Supplies-Other-Organics | 13,600 | 0 | 0 | 0 | 0% | 0 | 0 | 0 | 0% |
| 66092 | Supplies-Other-HHW | 2,500 | 0 | 0 | 0 | 0% | 0 | 0 | 0 | 0% |
| 66093 | Supplies-Other-Recycling | 17,000 | 750 | 269 | 481 | 36% | 750 | 269 | 481 | 36% |
| 66110 | Supplies-Safety | 17,300 | 1,349 | 662 | 687 | 49% | 1,349 | 662 | 687 | 49% |
| 66120 | Supplies-Site | 3,000 | 250 | 0 | 250 | 0% | 250 | 0 | 250 | 0% |
| 66125 | Supplies-Software | 12,165 | 250 | 0 | 250 | 0% | 250 | 0 | 250 | 0% |
| 66130 | Supplies-Tools | 26,400 | 1,530 | 1,551 | (21) | 101% | 1,530 | 1,551 | (21) | 101% |
| 66150 | Supplies-Shipping | 38,000 | 0 | 0 | 0 | 0% | 0 | 0 | 0 | 0% |
| 66300 | Chemicals-General | 39,820 | 7,530 | 0 | 7,530 | 0% | 7,530 | 0 | 7,530 | 0% |
| 66315 | Chemicals-Liquid Oxygen | 24,435 | 1,685 | 813 | 872 | 48% | 1,685 | 813 | 872 | 48% |
| 66320 | Chemicals-Sodium Hypochlorite | 757,599 | 0 | 0 | 0 | 0% | 0 | 0 | 0 | 0% |
| 66330 | Chemicals-Polymer-Thickening | 232,438 | 18,747 | 16,137 | 2,610 | 86% | 18,747 | 16,137 | 2,610 | 86% |
| 66335 | Chemicals-Polymer-Dewatering | 1,043,864 | 83,661 | 75,170 | 8,491 | 90% | 83,661 | 75,170 | 8,491 | 90% |
| 66360 | Chemicals-Boiler | 2,000 | 0 | (1,129) | 1,129 | 0% | 0 | (1,129) | 1,129 | 0% |
| 66370 | Chemicals-Defoamant | 41,656 | 3,109 | 0 | 3,109 | 0% | 3,109 | 0 | 3,109 | 0% |
| 66410 | Chemicals-Sodium Bisulfite | 6,262 | 0 | 0 | 0 | 0% | 0 | 0 | 0 | 0% |
| 66420 | Chemicals-Ferric Chloride | 335,495 | 26,943 | 28,634 | (1,691) | 106% | 26,943 | 28,634 | (1,691) | 106% |
| 66560 | Insurance-Property | 316,739 | 25,686 | 25,687 | (1) | 100% | 25,686 | 25,687 | (1) | 100% |
| 66700 | Legal | 150,000 | 12,500 | 17,171 | (4,671) | 137% | 12,500 | 17,171 | (4,671) | 137% |
| 66750 | Audit | 47,005 | 12,500 | 1,050 | 11,450 | 8% | 12,500 | 1,050 | 11,450 | 8% |
| 66900 | Safety Program | 86,900 | 13,771 | 11,411 | 2,360 | 83% | 13,771 | 11,411 | 2,360 | 83% |
| 66905 | Training-Materials | 540 | 45 | 0 | 45 | 0% | 45 | 0 | 45 | 0% |
| 66910 | Training-Expenses | 128,162 | 5,119 | (393) | 5,512 | -8% | 5,119 | (393) | 5,512 | -8% |
| 66920 | Training-Travel | 480 | 40 | 0 | 40 | 0% | 40 | 0 | 40 | 0% |
| 66930 | Personnel | 14,219 | 3,141 | 3,138 | 3 | 100% | 3,141 | 3,138 | 3 | 100% |
| 66940 | License Reimbursement | 2,000 | 125 | 0 | 125 | 0% | 125 | 0 | 125 | 0% |
| 66950 | Tuition Reimbursement | 21,000 | 5,250 | 148 | 5,103 | 3% | 5,250 | 148 | 5,103 | 3% |
| 77000 | Other Spec Serv | 105,679 | 6,667 | 11,500 | (4,833) | 172% | 6,667 | 11,500 | (4,833) | 172% |
| 77010 | Board Members Comp | 21,000 | 1,750 | 1,297 | 453 | 74% | 1,750 | 1,297 | 453 | 74% |
| 77020 | Public Information | 16,525 | 1,923 | 2,388 | (465) | 124% | 1,923 | 2,388 | (465) | 124% |
| 77021 | Public Information-Organics | 9,500 | 0 | 0 | 0 | 0% | 0 | 0 | 0 | 0% |
| 77022 | Public Information-HHW | 3,000 | 0 | 0 | 0 | 0% | 0 | 0 | 0 | 0% |
| 77023 | Public Information-Recycling | 15,040 | 1,515 | 1,756 | (241) | 116% | 1,515 | 1,756 | (241) | 116% |
| 77200 | Easements | 24,016 | 2,005 | 2,081 | (76) | 104% | 2,005 | 2,081 | (76) | 104% |
| 77210 | Rent-Equipment | 58,500 | 2,484 | 2,269 | 215 | 91% | 2,484 | 2,269 | 215 | 91% |
| 77220 | Motor Vehicle Licensing | 1,200 | 100 | 847 | (747) | 847% | 100 | 847 | (747) | 847% |
| 77300 | Meeting Expenses | 7,950 | 600 | 120 | 480 | 20% | 600 | 120 | 480 | 20% |
| 77400 | Travel | 3,020 | 1,860 | 0 | 1,860 | 0% | 1,860 | 0 | 1,860 | 0% |
| 77640 | Lease-Land-Duluth Airport Auth | 13,104 | 1,092 | 1,051 | 41 | 96% | 1,092 | 1,051 | 41 | 96% |
| 77800 | Laundry | 61,246 | 4,753 | 5,231 | (478) | 110% | 4,753 | 5,231 | (478) | 110% |
| 77810 | Engineering Service | 186,592 | 11,754 | 7,933 | 3,821 | 67% | 11,754 | 7,933 | 3,821 | 67% |
| 77820 | Lab Services | 70,224 | 5,612 | 6,676 | (1,064) | 119% | 5,612 | 6,676 | (1,064) | 119% |
| 88000 | Dues | 47,784 | 9,705 | 6,027 | 3,678 | 62% | 9,705 | 6,027 | 3,678 | 62% |
| 88010 | Publications | 6,700 | 425 | 0 | 425 | 0% | 425 | 0 | 425 | 0% |
| 88020 | Permits | 50,150 | 4,400 | 4,771 | (371) | 108% | 4,400 | 4,771 | (371) | 108% |
| 88200 | Postage | 21,000 | 1,750 | 812 | 938 | 46% | 1,750 | 812 | 938 | 46% |
| 88210 | Copying & Printing | 44,280 | 2,391 | 1,487 | 904 | 62% | 2,391 | 1,487 | 904 | 62% |
| 88211 | Copying & Printing-Organics | 3,500 | 500 | 0 | 500 | 0% | 500 | 0 | 500 | 0% |
| 88212 | Copying & Printing-HHW | 1,150 | 150 | 122 | 28 | 81% | 150 | 122 | 28 | 81% |
| 88213 | Copying & Printing-Recycling | 2,000 | 0 | 0 | 0 | 0% | 0 | 0 | 0 | 0% |
| 88500 | Bank Service Charges | 300 | 25 | 87 | (62) | 350% | 25 | 87 | (62) | 350% |
| 88600 | Grants To Gov Units | 266,500 | 0 | 9,990 | (9,990) | 0% | 0 | 9,990 | (9,990) | 0% |
| 88620 | Program Development | 152,300 | 9,999 | 14,110 | (4,111) | 141% | 9,999 | 14,110 | (4,111) | 141% |
| 88621 | Program Development-Organics | 21,300 | 2,500 | 0 | 2,500 | 0% | 2,500 | 0 | 2,500 | 0% |
| 88622 | Program Development-HHW | 35,500 | 0 | 0 | 0 | 0% | 0 | 0 | 0 | 0% |
| 88623 | Program Development-Recycling | 9,300 | 0 | 157 | (157) | 0% | 0 | 157 | (157) | 0% |
| 66935 | Recruitment | 8,796 | 733 | 0 | 733 | 0% | 733 | 0 | 733 | 0% |
| 55750 | H2S & Siloxane Media Replacement | 35,000 | 0 | 0 | 0 | 0% | 0 | 0 | 0 | 0% |
| 55755 | Sampling - Gas & Oil | 18,000 | 1,500 | 0 | 1,500 | 0% | 1,500 | 0 | 1,500 | 0% |
| Total Non Payroll Expenses | | 20,800,574 | 1,492,637 | 1,411,614 | 81,023 | 95% | 1,492,637 | 1,411,614 | 81,023 | 95% |
| 99022 | Interest Exp-WWT-DS | 947,421 | 78,952 | 78,952 | 0 | 100% | 78,952 | 78,952 | 0 | 100% |
| 99200 | Deprec-Furniture | 9,592 | 799 | 795 | 4 | 100% | 799 | 795 | 4 | 100% |
| 99210 | Deprec-Equipment | 75,078 | 6,257 | 6,257 | 0 | 100% | 6,257 | 6,257 | 0 | 100% |
| 99220 | Deprec-Computer | 93,899 | 7,825 | 7,825 | 0 | 100% | 7,825 | 7,825 | 0 | 100% |
| 99230 | Deprec-Building | 88,989 | 7,416 | 7,416 | 0 | 100% | 7,416 | 7,416 | 0 | 100% |
| 99240 | Deprec-Improvements | 7,466,940 | 622,245 | 622,245 | 0 | 100% | 622,245 | 622,245 | 0 | 100% |
| 99260 | Deprec-Motor Vehicle | 22,759 | 1,897 | 1,897 | 0 | 100% | 1,897 | 1,897 | 0 | 100% |
| Total Non Operating Expenses | | 8,704,678 | 725,391 | 725,386 | 5 | 100% | 725,391 | 725,386 | 5 | 100% |
| Total Expenses | | 45,950,259 | 3,885,818 | 3,651,598 | 234,220 | 94% | 3,885,818 | 3,651,598 | 234,220 | 94% |

Western Lake Superior Sanitary District
Balance Sheet
As Of January 31, 2026

| Acct | Description | Beginning Balance | Month Change | YTD Change | Ending Balance |
|-------|--|-------------------------|-------------------------|-------------------------|-------------------------|
| 10225 | Cash-Checking-US Bank (2018) | 448,853.04 | (184,977.35) | (184,977.35) | 263,875.69 |
| 10370 | Cash-Checking-Sect 125 (US Bank) | 43,121.09 | (56.65) | (56.65) | 43,064.44 |
| 10380 | Cash-WW Planning Grant Fund | 18,292.73 | 0.00 | 0.00 | 18,292.73 |
| 10382 | Cash-Recycling Site Improvemen | 29,500.85 | 0.00 | 0.00 | 29,500.85 |
| 10383 | Cash-SW Unacceptable Ticket Fi | 516,800.00 | 5,400.00 | 5,400.00 | 522,200.00 |
| 10385 | Cash-Wellness Grant | 5,976.72 | 0.00 | 0.00 | 5,976.72 |
| 10390 | Cash-Dick Holt Memorial Fund | 1,841.27 | 0.00 | 0.00 | 1,841.27 |
| 10425 | Cash-Western National Bank | (0.00) | 0.00 | 0.00 | 0.00 |
| 10480 | Cash-Petty | 2,675.00 | 0.00 | 0.00 | 2,675.00 |
| | Cash Sub Total | \$1,067,060.70 | \$(179,634.00) | \$(179,634.00) | \$887,426.70 |
| | Restricted Investments For Memorial Fund | 0.00 | 0.00 | 0.00 | 0.00 |
| 10627 | Investments-WIF Capital Replac | 8,930,077.00 | 0.00 | 0.00 | 8,930,077.00 |
| 10622 | Investments-WWT-Bond DS | 0.00 | 0.00 | 0.00 | 0.00 |
| 10623 | Investments-RW- Stabiliz | 21,615,308.17 | 947,516.78 | 947,516.78 | 22,562,824.95 |
| 10624 | Investments-WWT-Loan DS | 8,028,623.57 | 0.00 | 0.00 | 8,028,623.57 |
| 10600 | Investments-Operations | 12,969,198.07 | 529,084.98 | 529,084.98 | 13,498,283.05 |
| 10609 | Investments-WWT-2013 Loan Cons | 0.00 | 0.00 | 0.00 | 0.00 |
| 10611 | Investments-SW-Const | 1,390,494.69 | 5,028.91 | 5,028.91 | 1,395,523.60 |
| 10614 | Investments-Tr Sta Res Fd | 542,745.08 | (6,306.14) | (6,306.14) | 536,438.94 |
| 10615 | Investments-WWT-2006/2016/2017 | (12,017,574.60) | (967,641.84) | (967,641.84) | (12,985,216.44) |
| 10616 | Investments-WWT-2007/2020/2025 | (5,055,848.11) | (478,387.92) | (478,387.92) | (5,534,236.03) |
| 10618 | Investments-WWT-2011/2012/2018 | (350.00) | (186,834.31) | (186,834.31) | (187,184.31) |
| 10621 | Investments-WWT-Const O&M | 4,474,716.33 | 135,127.46 | 135,127.46 | 4,609,843.79 |
| 10628 | Investments-WW-MN Power Energy | 550,409.70 | 237,877.58 | 237,877.58 | 788,287.28 |
| | Investments Sub Total | \$41,427,799.90 | \$215,465.50 | \$215,465.50 | \$41,643,265.40 |
| | Due from Other Governments | 1,643,676.71 | (148,197.50) | (148,197.50) | 1,495,479.21 |
| | Accounts Receivable | 4,590,688.22 | (1,183,083.75) | (1,183,083.75) | 3,407,604.47 |
| | Interest Receivable | 509,360.47 | (79,869.59) | (79,869.59) | 429,490.88 |
| | Receivables Sub Total | \$6,743,725.40 | \$(1,411,150.84) | \$(1,411,150.84) | \$5,332,574.56 |
| 11000 | Inventory-Material | 2,885,654.75 | 85,009.57 | 85,009.57 | 2,970,664.32 |
| 11002 | Inventory-Inspection Hold | 0.00 | 0.00 | 0.00 | 0.00 |
| 11005 | Inventory-Item Cost Variance S | 0.00 | 0.00 | 0.00 | 0.00 |
| 11007 | Inventory-Inv Not Received | 0.00 | 0.00 | 0.00 | 0.00 |
| 11010 | Inventory-Fuels | 36,806.66 | (2,078.98) | (2,078.98) | 34,727.68 |
| 11020 | Inventory-Chemicals | 349,607.84 | 46,361.77 | 46,361.77 | 395,969.61 |
| 11040 | Inventory-Vending Machine | 10,582.76 | (411.19) | (411.19) | 10,171.57 |
| | Inventory Sub Total | \$3,282,652.01 | \$128,881.17 | \$128,881.17 | \$3,411,533.18 |
| 11150 | Prepaid Insurance | 128,435.60 | (8,977.10) | (8,977.10) | 119,458.50 |
| 11160 | Prepaid Other | 413,880.97 | 133,316.08 | 133,316.08 | 547,197.05 |
| | Prepaid Expenses Sub Total | \$542,316.57 | \$124,338.98 | \$124,338.98 | \$666,655.55 |
| | Land | 605,264.83 | 0.00 | 0.00 | 605,264.83 |
| | Easements | 207,148.67 | 0.00 | 0.00 | 207,148.67 |
| | Buildings | 74,672,544.35 | 0.00 | 0.00 | 74,672,544.35 |
| | Improvements Other Than Buildings | 254,603,055.53 | 0.00 | 0.00 | 254,603,055.53 |
| | Machinery And Equipment | 28,602,755.66 | 0.00 | 0.00 | 28,602,755.66 |
| | Motor Vehicles | 3,597,751.75 | 0.00 | 0.00 | 3,597,751.75 |
| | Right-To-Use Assets | 2,774,498.00 | 0.00 | 0.00 | 2,774,498.00 |
| | Accumulated Depreciation | (298,489,737.89) | (646,433.80) | (646,433.80) | (299,136,171.69) |
| | Accumulated Amortization | (945,408.00) | 0.00 | 0.00 | (945,408.00) |
| | CIP | 82,353,463.10 | (1,780,109.24) | (1,780,109.24) | 80,573,353.86 |
| | Capital Assets Sub Total | \$147,981,336.00 | \$(2,426,543.04) | \$(2,426,543.04) | \$145,554,792.96 |
| 11984 | DO-GERF Chgs In Prop & DIF BTW | 968,635.00 | 0.00 | 0.00 | 968,635.00 |
| 11980 | DO-GERF Dif Exp & Act Economic | 22,458.00 | 0.00 | 0.00 | 22,458.00 |
| | Deferred Outflows Sub Total | \$991,093.00 | \$0.00 | \$0.00 | \$991,093.00 |
| | Total Assets | \$202,035,983.58 | \$(3,548,642.23) | \$(3,548,642.23) | \$198,487,341.35 |

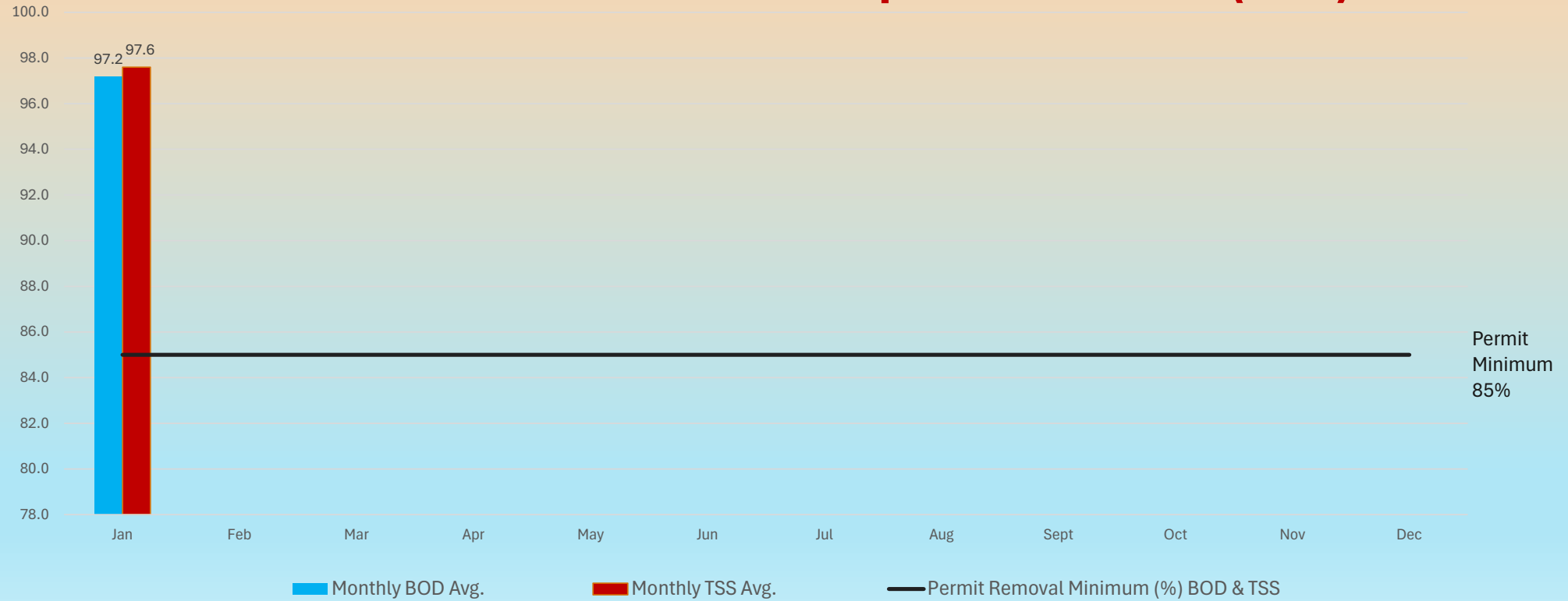
Western Lake Superior Sanitary District
Balance Sheet
As Of January 31, 2026

| Acct | Description | Beginning Balance | Month Change | YTD Change | Ending Balance |
|-------|--|---------------------------|-----------------------|-----------------------|---------------------------|
| | Accounts Payable | (2,072,446.29) | 665,027.04 | 665,027.04 | (1,407,419.25) |
| | Due to Other Governments | (818,369.00) | 68,198.00 | 68,198.00 | (750,171.00) |
| | Contracts Payable | 0.00 | 0.00 | 0.00 | 0.00 |
| | Contracts Payable From Restricted Assets | (3,247,709.55) | 3,247,709.55 | 3,247,709.55 | 0.00 |
| 22030 | Paid Offset Clearing | 0.00 | 0.00 | 0.00 | 0.00 |
| | Accounts Payable Sub Total | \$(6,138,524.84) | \$3,980,934.59 | \$3,980,934.59 | \$(2,157,590.25) |
| | Salaries Or Wages Payable | (542,537.18) | (79,681.36) | (79,681.36) | (622,218.54) |
| | Accrued Payroll Liabilities | (22,586.08) | (6,602.75) | (6,602.75) | (29,188.83) |
| | Retiree/COBRA Benefits Payable | (6,750.31) | 1.50 | 1.50 | (6,748.81) |
| | Accrued Vacation Payable | (700,936.73) | 10,645.64 | 10,645.64 | (690,291.09) |
| | Accrued Wages And Benefits Sub Total | \$(1,272,810.30) | \$(75,636.97) | \$(75,636.97) | \$(1,348,447.27) |
| | Lease & SBITA Liability, Current | (518,139.00) | 0.00 | 0.00 | (518,139.00) |
| | Lease & SBITA Liability, Noncurrent | (1,518,150.00) | 0.00 | 0.00 | (1,518,150.00) |
| | Notes Payable, Current | (7,094,472.42) | 0.00 | 0.00 | (7,094,472.42) |
| | Notes Payable, Noncurrent | (52,492,757.31) | 0.00 | 0.00 | (52,492,757.31) |
| | Bonds Payable, Current | 0.00 | 0.00 | 0.00 | 0.00 |
| | Bonds Payable, Noncurrent | 0.00 | 0.00 | 0.00 | 0.00 |
| | Accrued Interest, Current | (335,877.97) | (78,952.00) | (78,952.00) | (414,829.97) |
| | Debt Service Payable Sub Total | \$(61,959,396.70) | \$(78,952.00) | \$(78,952.00) | \$(62,038,348.70) |
| | Unamortized Discounts/Premiums | 0.00 | 0.00 | 0.00 | 0.00 |
| | Unamortized Premiums, Discounts, Losses Sub Total | \$0.00 | \$0.00 | \$0.00 | \$0.00 |
| | Net Other Post Employment Benefits, Noncurrent | (256,314.00) | 0.00 | 0.00 | (256,314.00) |
| | Comp Abs | (416,979.79) | 7,918.48 | 7,918.48 | (409,061.31) |
| | Other Noncurrent Liabilities Sub Total | \$(673,293.79) | \$7,918.48 | \$7,918.48 | \$(665,375.31) |
| 22876 | PERA Liability - GERF | (4,083,571.00) | 0.00 | 0.00 | (4,083,571.00) |
| | NPL GASB 68 Sub Total | \$(4,083,571.00) | \$0.00 | \$0.00 | \$(4,083,571.00) |
| | DI GASB 68 Related | (2,831,485.00) | 0.00 | 0.00 | (2,831,485.00) |
| | Deferred Inflows Of Resources GASB 75 | (70,735.00) | 0.00 | 0.00 | (70,735.00) |
| | Deferred Inflows Sub Total | \$(2,902,220.00) | \$0.00 | \$0.00 | \$(2,902,220.00) |
| | Net Assets | (125,006,166.95) | (285,621.87) | (285,621.87) | (125,291,788.82) |
| | Equity Sub Total | \$(125,006,166.95) | \$(285,621.87) | \$(285,621.87) | \$(125,291,788.82) |
| | Total Liabilities And Equity | \$(202,035,983.58) | \$3,548,642.23 | \$3,548,642.23 | \$(198,487,341.35) |

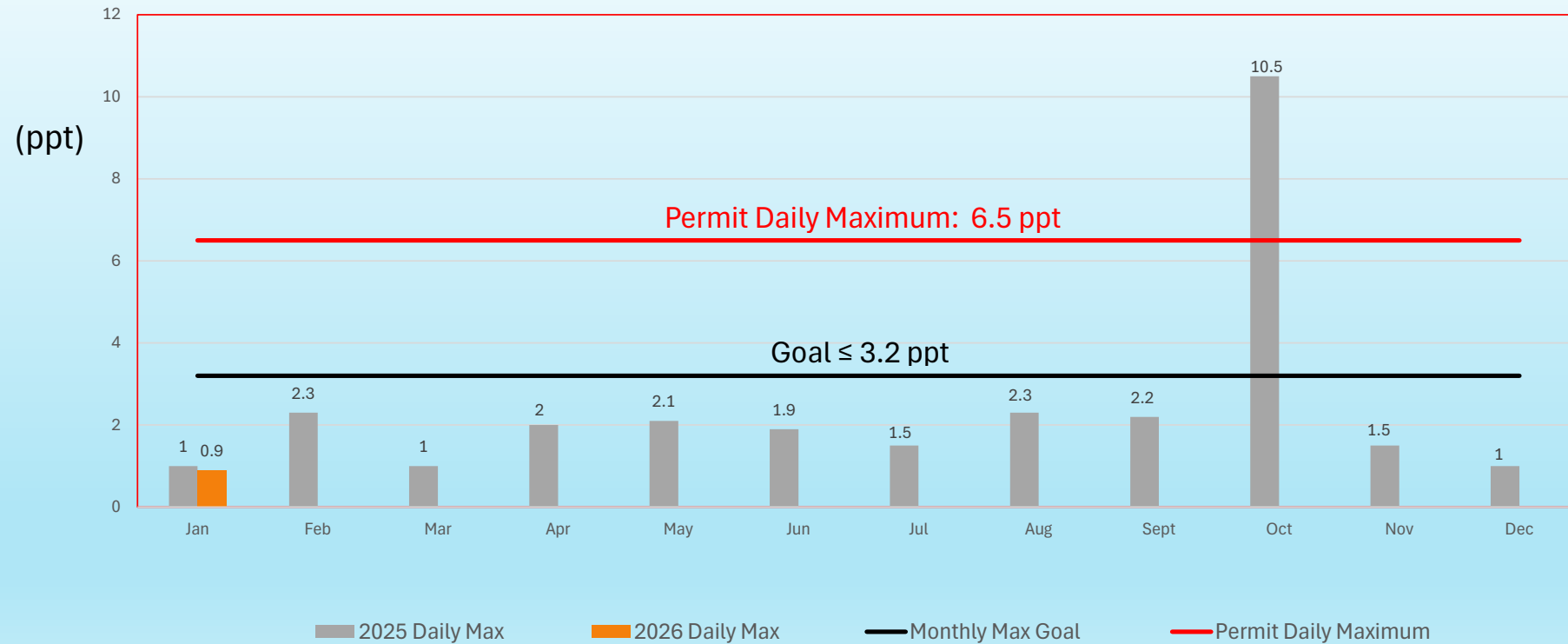


NPDES Report – January 2026

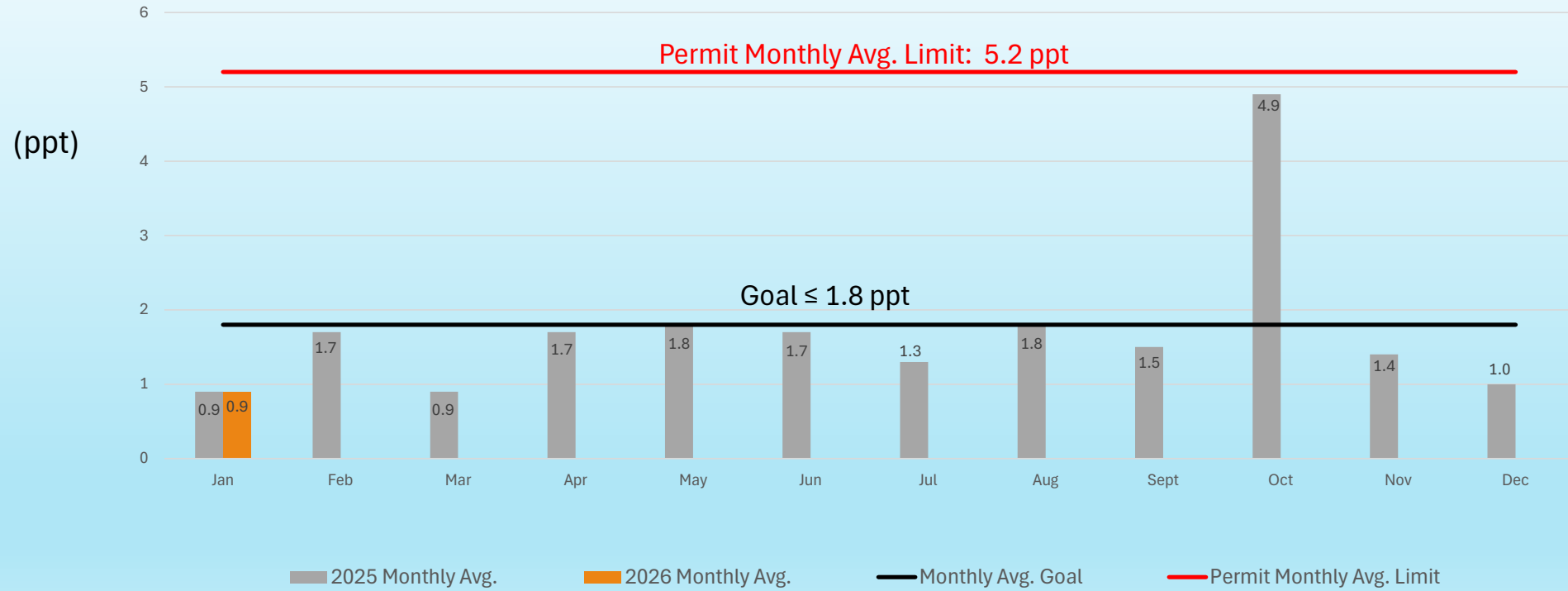
% Removal: **BOD** & **Total Suspended Solids (TSS)**



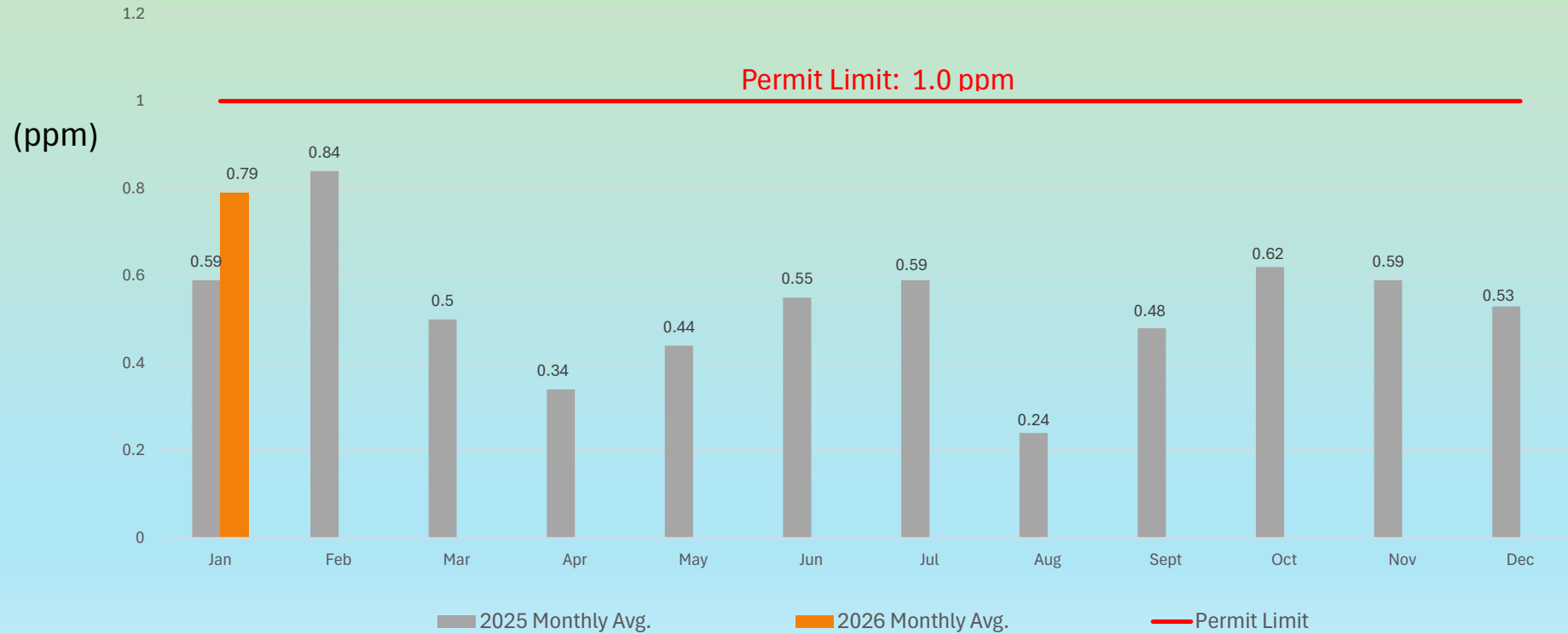
Effluent Concentration: Total Mercury: Daily Max



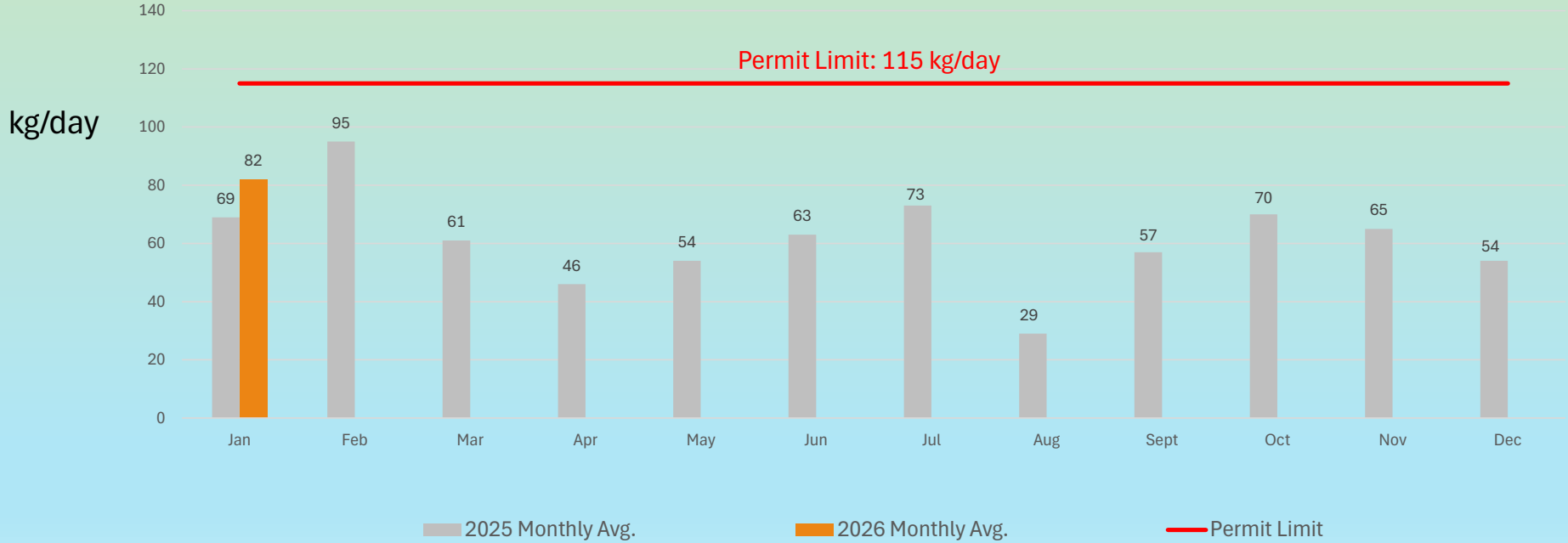
Total Mercury: **Monthly Avg.**



Phosphorus Concentration: Monthly Avg.



Phosphorus Loading: Monthly Avg. kg/day



2026 Sewage Releases Reported

| Month | Release(s) | Location(s) | Volume (gals.) <i>-if available-</i> |
|----------------|------------|-------------|---|
| January | 0 | -- | -- |
| February | | | |
| March | | | |
| April | | | |
| May | | | |
| June | | | |
| July | | | |
| August | | | |
| September | | | |
| October | | | |
| November | | | |
| December | | | |

YTD = 0